

# Smart Digital Multimeter

## Model:M167



### Description:

This multifunctional tool features the function of multimeter, electrical test pen and flashlight. With backlight LCD screen for easy reading and compact for easy carry, it can be widely used in electrical testing, automotive repairing, and more household/ industrial electrical problems.

### Features:

- **[Multifunction Multimeter]** Digital multimeter with 2 measuring pens is easy to use, and can be widely used in electrical testing, automotive repairing, and more household/ industrial electrical problems.
- **[Auto Identification Measurement]** High accuracy, wide measuring, 4000 counts, automatic recognition. It can test AC voltage, DC voltage, AC current, DC current, resistance and live wire.
- **[NCV Induction]** Bring the NCV part close to the measured object, when a nearby AC voltage is detected, the red LED light will flash and an alarm buzzer will sound to indicate.
- **[Backlight LCD Screen & Flashlight]** Clear LCD screen with backlight greatly enhances the reading experience. Flashlight to illuminate the measured object without fear of dark environments.
- **[Battery Operated & Compact Size]** Powered by 2 AAA batteries (not included), auto shutdown to save power. Ergonomic design and compact size, portable and lightweight to carry.

### Note:

1. Please read the user manual carefully before use.
2. Size and color may be slightly different due to manual measurement and different light conditions. Thanks for understanding.

**Specifications:**

<b>Function parameters (model: M167)</b>			
Function	Range	Resolution	Accuracy
AC voltage	0~600V	0.001V~1V	± (0.5%+3d)
DC voltage	0~600V	0.001V~1V	± (1.0%+3d)
AC current	0~3.999A	0.1mA~0.001A	±(2.5%+10d)
DC current	0~3.999A	0.1mA~0.001A	± (2.0%+10d)
resistance	0~40.00MΩ	0.001kΩ~0.1MΩ	±(1.5%+3d)
flashlight	√	On-off beep	√
NCV induction	√	Live detection	√
Auto shut-down	√	Data retention	√
battery model	AAA*2	net weight	76.4g
product material	ABS	Test lead material	PVC/Brass
Max display	4000 counts	Line length	70cm/27.5in
Product Size	123 *58.7 * 27.7mm / 4.84 * 2.31 * 1.09in		

**Packaging List:**

1\*Smart Digital Multimeter

2\*Measuring Pen

1\*User Manual (English)

Auto range multimeter

# Intelligent anti-burn Auto recognition of meter

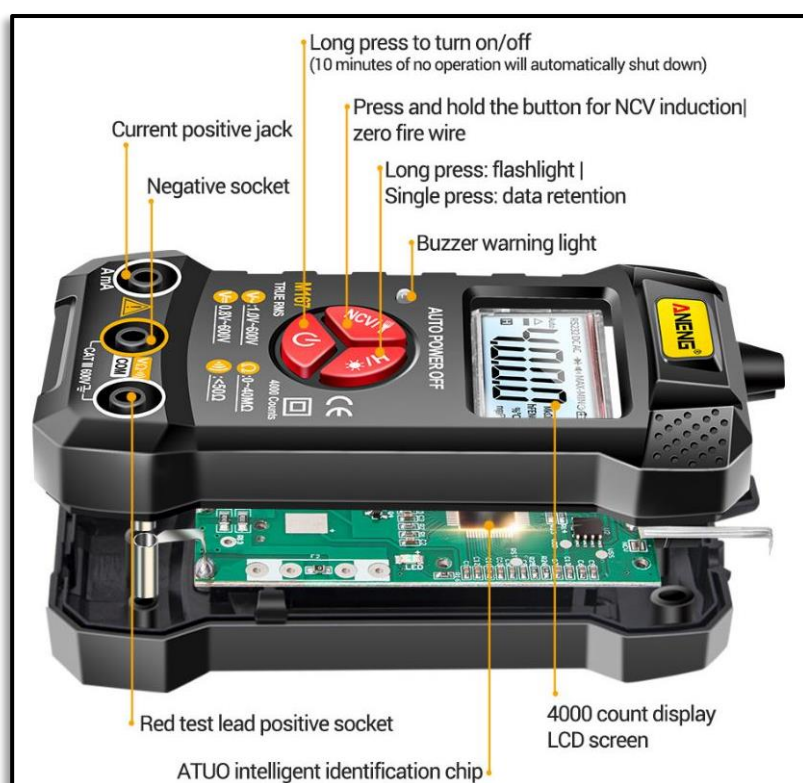
AUTO intelligent automatic identification measurement  
No need to change gears to get the measured value in seconds



## Automatic Identification Smart, safe and secure

<b>AUTO</b>	<b>Live</b>	<b>NCV</b>	
Auto Identification	Zero line of fire	Power sensing	Auto shut-down
resistance	AC voltage	DC voltage	flashlight
On-off beep	AC current	DC current	Data retention

## Panel layering analysis



# Functional test Automatic Identification



AC voltage measurement

If the test leads are crossed, there is a buzzer alarm LED light is on, it means the core is normal; if there is no buzzer, it means the wire core is disconnected.



On-off buzzer detection





**DC voltage measurement**



**Resistance measurement**



**AC current measurement**



**DC current measurement**



**Zero line discrimination**

The screen shows EF, the LED light is not flashing and there is no alarm buzzer



**Fire line discrimination**

The screen EF will display "—" LED red light flashes and an alarm buzzer will sound






NCV power sensing

## Intelligent Recognition AUTO one-key measurement



Intelligent recognition function, no need to change one second measurement



Test lead measurement



Intelligent Recognition



Data in seconds



## Easy to carry and store



Comfortable and smooth lines, practically ergonomic Make measurement easier

## LED lighting High-power lighting

Flashlight lighting, use flashlight lighting in a dark environment You can see the surrounding routes clearly



## Product Accessories

Multimeter | Test Lead Wire | Manual | Color Box Packaging



## Precautions for use

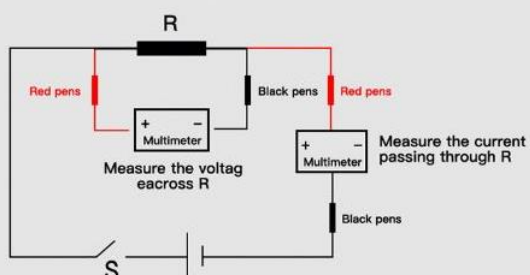
Matters needing attention

Please note the way the current is measured:



Multimeter measure the current

Must be measured in series to the circuit



Multimeter measuring electric current method, must pay attention to the most important, don't put the measure method and measure the voltage current mixed, use multimeter current file, choose appropriate range, if they don't know the current value can choose bigger size range, prevent the multimeter displays "1" range, and then insert the red pen mA hole, black pens and insert COM holes. Then put the circuit disconnect part, will be red and black pens and series to measuring circuit.

Made in China