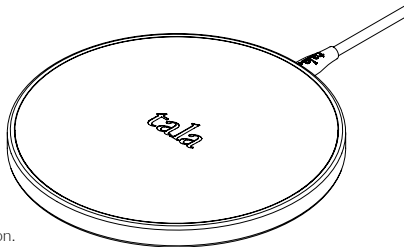


tala®

USER GUIDE

Wireless Charger



Thoughtful lighting, responsibly designed in London.

Thank you for making the switch to Tala.

Discover the full Tala family at tala.co.uk

COMPLIANCE


This device complies with part 15 of the FCC Rules. Operation is subject to the following two conditions: (1) this device may not cause harmful interference, and (2) this device must accept any interference received. Including interference that may cause undesired operation.

Changes or modification not expressly approved by the party responsible for compliance could void the user's authority to operate the equipment.

This equipment has been tested and found to comply with the limits for a Class B digital device, pursuant to Part 15 of the FCC Rules. These limits are designed to provide reasonable protection against harmful interference in a residential installation. This equipment generates, uses and can radiate radio frequency energy and, if not installed and used in accordance with the instructions, may cause harmful interference to radio communications. However, there is no guarantee that interference will not occur in a particular installation. If this equipment does cause harmful interference to radio or television reception, which can be determined by turning the equipment off and on, the user is encouraged to try to correct the interference by one or more of the following measures:

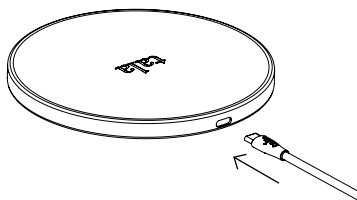
- Reorient or relocate the receiving antenna.
- Increase the separation between the equipment and receiver.
- Connect the equipment into an outlet on a circuit different from that to which the receiver is connected.
- Consult the dealer or an experienced radio/TV technician for help.

To maintain compliance with FCC's RF Exposure guidelines, This equipment should be installed and operated with minimum distance between 20cm the radiator your body: Use only the supplied antenna.

This symbol  indicates that electrical and electronic equipment (WEEE) should not be mixed with general household waste. For recovery and recycling, please take this product to a designated collection point where it will be accepted free of charge. Many retailers offer this in-store. Disposing of this product correctly will help save valuable resources and prevent any potential negative effects on human health and the environment.



STEP 1



Plug in the wireless charger using a Type-C input and adapter for the following specifications:

Standard charging:

5.0V ~2.0A

Quick charging devices:

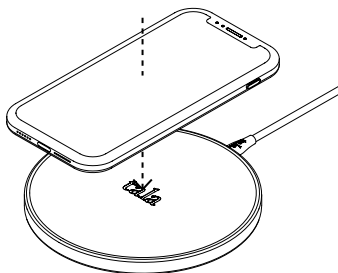
9.0V ~1.8A or 12.0V ~2.1A.

STEP 2

Place the device in the centre of the pad.

This will ensure the charging coil in the device and the charging pad align.

Phone cases or other materials between the device and the charging pad should be no thicker than 5mm.



Join the Community

Instagram: @tala | Facebook: talaHQ | Pinterest: TalaLED | Tag: lighttoliveby

Tala Studios, 25B Vyner Street, London E2 9DG | hello@tala.co.uk

Tala Europe B.V, Bertus Aafeshove 40, Nieuwegein 3437JN, Netherlands

Tala North America, Inc. 2 Research Place, Suite 300, Rockville, MD 20850