

Quick User Guide

Features:

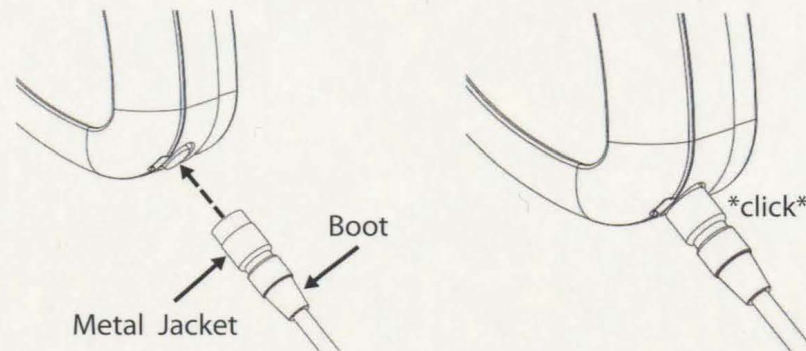
- Driver: 62 mm x 34mm Dan Clark Audio designed single-ended planar magnetic
- THD less than 0.1% measured 1kHz @ 94dB
- Titanium "Memory Metal" headband
- Synthetic protein, leather/suede ear pads
- Auto-adjusting Suspended Comfort Strap
- RMS Deviation of .5 dB from 20 Hz - 10 kHz

Safety Instructions:

- Read the instruction manual carefully and completely before using the headphones.
- Keep the headphones, accessories, and packaging out of reach of pets and children.
- Protect your hearing by avoiding high volume levels. Permanent hearing damage can occur when headphones are used at high volumes for extended periods.
- Use only attachments, accessories, and spare parts supplied or recommended by Dan Clark Audio.
- Do not expose the headphones or accessories to extreme temperatures.
- Always keep the headphones dry.

Attaching a Cable:

- All Dan Clark Audio planar-magnetic products use push-pull self-latching connectors.
- To attach your cable, hold the male connector by the boot and insert it into the headphone jack while rotating until it keys in and clicks into place.
- To release the cable, pull down on the top of the connector's metal jacket.

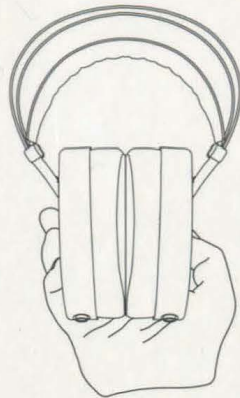


Product Care:

- The synthetic protein leather ear pads can be gently cleaned with a moistened cloth. Do not use cleaners or protectants, as this may damage the pads.
- Clean any other surfaces with a clean, dry, and lint-free microfiber cloth.
- For the first 50 to 100 hours of use, the headphones will undergo a 'burn-in' period during which the sound signature will stabilize.


Storing the Headphones

Step 1



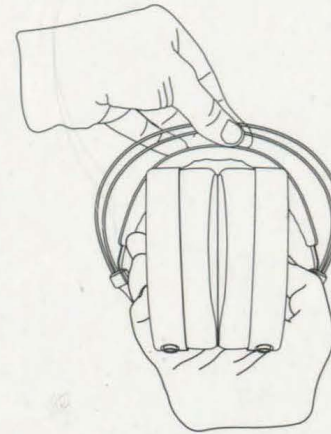
Grip firmly around both sides of the headphone with one hand as shown.

Step 2



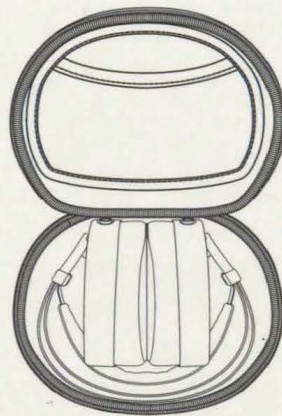
Grasp headphone headband wire with your other hand.

Step 3

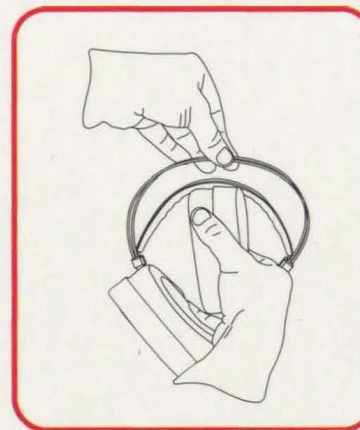


Push down on the headband wire while firmly holding both sides of the headphone with other hand. This will cause the headphone to fold in a controller manner.

Step 4



Place headphones into the case as shown.



DO NOT FOLD CUPS ONE AT A TIME, THIS WILL RESULT IN DAMAGE TO THE HEADPHONES.

Warranty:

Dan Clark Audio provides a 2-year warranty for all headphones, effective from the date of purchase. This warranty covers the headphone cable and accessories.

The warranty is transferable, provided that documentation of the original purchase confirms that the headphones were bought in the purchaser's country of residence. However, the warranty is void and non-transferable for "Gray Market" headphones (e.g., international customers purchasing from U.S. resellers and shipping to a friend or using freight-forwarding for export to any country with an authorized reseller).

Warranty does not cover damage by the owner (dismantling the unit, dropping, damage by failure of electronics, etc.) or naturally occurring compression or other wear to ear pads. Acts of God and all the rest of the usual caveats apply which reinforce a warranty issue is something Dan Clark Audio did wrong, or that was intrinsically wrong with the product we received from our suppliers. We will repair or replace defective goods at our discretion.

Registration

Visit <https://DanClarkAudio.com/register> to register your product.



3366 Kurtz St
Suite 200
San Diego, CA 92110
+1(619) 501-6313



Certificate of Authenticity

This certificate hereby verifies the authenticity of the
accompanying headphone.

This is a genuine Dan Clark Audio NOIRE X headphone
built and tuned by hand in San Diego, California.

Its serial number has been verified and documented by
an official register and is on record.

0 [REDACTED] /
Serial Number



11/26/24
Date