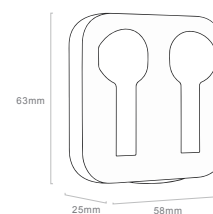


D018

TWS USER MANUAL

BLUETOOTH 5.0

PARAMETERS



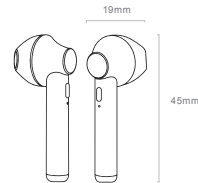
【 Model No. 】 D018

【 Bluetooth Version 】 V5.0

【 Working Time 】 2~3Hours

【 Music Play 】 2~3Hours

【 Battery Type 】 4.2V / 50mAh



【 Standby Time 】 100Hours

【 Charging Time 】 1Hour

【 Working Distance 】 8~10Meters

【 Working Temperature 】 -40~80°C

【 Frequency 】 2.402~4.480GHz

USING INSTRUCTIONS



【 1 】 Power On

Push forward and take out the earphone, the led light will flash and eaphone will power on automatically



【 2 】 Automatic Pairing

When the charging case indicator light bright, take out the earphones, they will power on and pair automatically after the indicator light flash in red/blue color for 1-2 seconds



【 3 】 Turn On Bluetooth

Turn on Bluetooth on your device and search for D012A



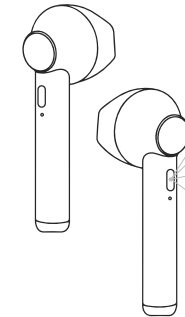
【 4 】 Connected Finished

Click D012A and connected finished

⚠ 【 Precautions 】

- Earphones will automatically shut down If there is no operation in 5 minutes after switch on. When the phone is out of distance, earphones is disconnected. When return to the communication distance, the earphone will automatically connect to the phone.
- If the single-sided earphone is connected to the mobile phone, the two earphones cannot be connected. In this case, the mobile phone bluetooth should be turned off. When the dual earphones light flashes red and blue, double-click one of the earphones and you can pair it later.

FUNCTION KEYS



【 Press For 4 Seconds 】

Manually switch on and off

【 Press For 2 Seconds 】

- Reject phone call
- Switch the next song

【 Click 】

- Answer phone call
- Interrupt and hang up during call
- Play/Pause music

【 Double Click 】

Replay the last call

INDICATOR LIGHT STATUS

Pairing Mode	Working	Low Battery	Charging	Full Charged
Led light flash in red/blue color	Blue light blinks slowly	Led light flash red slowly	Shines in red light	The red light is off
● Flash	● Solid Light	●● Solid Light	●●● Solid Light	●●●● Solid Light
0%~10% Power	10%~25% Power	25%~50% Power	50%~75% Power	75%~100% Power

CHARGING STATUS DESCRIPTION

【 Under Non-Charged State 】

When earphones low battery, led light flash in red, you can hear battery low prompt invoice every 2 minutes

【 Under Charged State 】

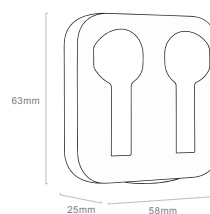
When put down earphones in charging case, earphones will switch off automatically. Red light is always on when charging, and the red light is off when it is fully charged.

D018

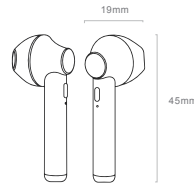
TWS蓝牙耳机说明书

BLUETOOTH 5.0

产品参数



【产品型号】 D018
【蓝牙版本】 V5.0
【通话时间】 2~3小时
【音乐播放】 2~3小时
【电池规格】 4.2V / 50mAh锂电池



【待机时间】 100小时
【充电时间】 1小时
【通信范围】 8~10米
【工作温度】 -40~80°C
【频率范围】 2.402~4.480GHz

使用说明



【1】开机
当耳机在充电仓里时，向前推一下耳机取出，灯亮后即开机



【2】自动配对
出仓后耳机将自动开机，红蓝灯闪烁一会后，双耳自动成功配对



【3】打开蓝牙
开启设备蓝牙功能搜索D018



【4】完成连接
点击D018设备完成连接

⚠【注意事项】

- 开机后5分钟内没有操作就会自动关机，当手机超出距离断开后，回到通信距离内耳机将自动回连到手机。
- 如将单边耳机与手机配对上，会导致两个耳机无法互连，此时应将手机蓝牙关闭，在双耳红蓝灯闪烁时，双击其中一个耳机，稍候一会即可配对。

按键功能介绍



【长按4秒】
手动开关机

【长按2秒】
• 来电时可拒接来电
• 听歌时可切换下一曲

【单击】
• 来电时可接听电话
• 通话时可中断通话 / 挂断电话
• 听歌时可播放 / 暂停歌曲

【双击】
可重播最后一次通话的号码

指示灯状态

配对模式	正常工作	低电工作	充电中	充电满
红蓝灯交替闪烁	蓝灯慢闪	红灯慢闪	红灯	红灯灭
● 闪烁	● 常亮	●● 常亮	●●● 常亮	●●●● 常亮
0%~10%电量	10%~25%电量	25%~50%电量	50%~75%电量	75%~100%电量

充电状态说明

【非充电状态下】

当耳机电量不足时，红灯闪烁，并且每隔2分钟听到一次低电量提示音。

【充电状态下】

当放入充电仓充电时，耳机将自动关闭。充电时红灯常亮，充满后红灯灭。