



# **AVERY TABLE LAMP COPPER**

## User Guide

MATT BLATT

MBLIBTAVTLA

# SAFETY & WARNINGS

Ensure power is completely switched off before installing. Assemble as per the instructions below, and only connect to power when complete.

## Notes:

1. Read this user guide carefully before installing the lamp.
2. To protect the lamp and prevent damage or scratches, ensure a soft blanket is laid down. We recommend wearing gloves when assembling the lamp.
3. If the power cord is damaged, cease use immediately. Contact [help.kogan.com](mailto:help.kogan.com) for support.


# SPECIFICATIONS

Power Supply 220V-240V ~50Hz

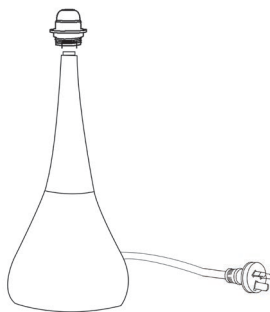
Base E27 (Edison screw, 27mm)

Wattage Max. 40W

# COMPONENTS



**A** Lamp shade

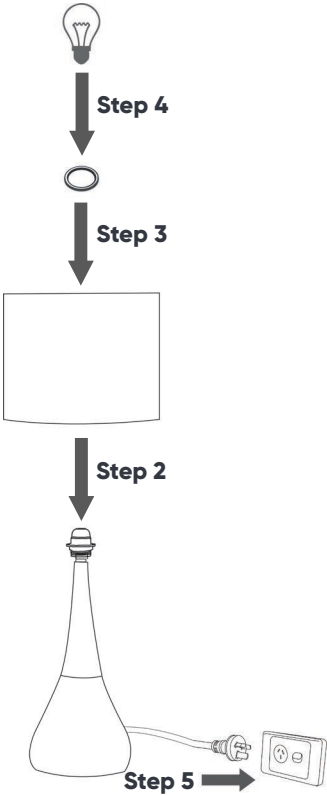
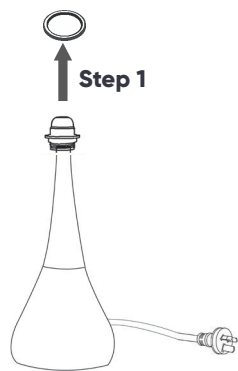


**B** Base

# ASSEMBLY

**Note:**

The bulb is not included.



## NEED MORE INFORMATION?

We hope that this user guide has given you the assistance needed for a simple set-up. For the most up-to-date guide for your product, as well as any additional assistance you may require, head online to **[help.mattblatt.com.au](https://help.mattblatt.com.au)**

# MATT BLATT