



照度数据

| 色温 | 测试条件 | 照度单位 | 0.5m | 1m | 2m |
|-------|---------|------|------|------|-----|
| 2800K | 裸灯 | lux | 7087 | 1800 | 451 |
| | | fc | 659 | 168 | 42 |
| | 搭配标配柔光罩 | lux | 2295 | 562 | 134 |
| | | fc | 214 | 52 | 13 |
| 3200K | 裸灯 | lux | 7411 | 1900 | 464 |
| | | fc | 688 | 177 | 43 |
| | 搭配标配柔光罩 | lux | 2408 | 588 | 140 |
| | | fc | 223 | 55 | 13 |
| 4300K | 裸灯 | lux | 7868 | 2000 | 493 |
| | | fc | 730 | 186 | 46 |
| | 搭配标配柔光罩 | lux | 2512 | 613 | 145 |
| | | fc | 233 | 57 | 14 |
| 4800K | 裸灯 | lux | 8025 | 2050 | 502 |
| | | fc | 745 | 190 | 47 |
| | 搭配标配柔光罩 | lux | 2536 | 625 | 149 |
| | | fc | 235 | 58 | 14 |
| 5600K | 裸灯 | lux | 8610 | 2200 | 540 |
| | | fc | 800 | 203 | 50 |
| | 搭配标配柔光罩 | lux | 2700 | 663 | 157 |
| | | fc | 251 | 62 | 15 |
| 6500K | 裸灯 | lux | 8805 | 2250 | 550 |
| | | fc | 817 | 209 | 51 |
| | 搭配标配柔光罩 | lux | 2740 | 672 | 158 |
| | | fc | 255 | 63 | 15 |

以上数据均为平均值，非绝对值，以上测试皆在灯体 100%亮度下进行

重要的安全说明及注意事项

首先作为最基本原则：本产品为专业灯光布景设备，应由专业灯光师使用或在专业人士指导下使用。使用时必须始终遵循基本的安全预防措施，具体安全预防措施如下：

- 使用前必须阅读并理解产品说明书。
- 专业灯具，禁止儿童使用。当儿童靠近时，家长或陪护人必须密切监督，以免儿童因碰撞灯具或私用灯具造成人身伤害。
- 本灯具并非普通照明灯具，不可用于普通照明，任何有过眼部损伤或眼部敏感的人群均应避免使用本灯具。
- 灯具点亮时，必须小心使用，禁止接触高温部件，如 LED 灯珠，以免造成灼伤。
- 灯具点亮时，任何情况下均禁止直视灯珠。应该在专业灯光师指导下使用强光，任何情况下避免长时间处于强光环境，如引起眼睛不适，请及时关闭灯具，暂停使用，请及时就医。
- 倘灯珠损坏或因热变形，应停止使用，并及时联系制造商、服务代理商或合格的维修人员更换灯珠，以免发生意外。
- 本产品仅适用于 -10℃ ~+40℃工作环境温度及正常湿度环境下使用。
- 请勿使用损坏的设备或设备配件，待专业维修人员检查维修，确认设备正常方可使用。
- 在使用过程中，如果本产品由于跌落、受到挤压或遭受强烈冲击而造成外壳破裂的，请勿继续使用，以免因接触到内部电子元件而受到电击伤害。
- 如需要延长线，请使用额定电流≥该设备额定电流的延长线。如延长线额定电流小于该设备，可能导致过热。
- 部分产品电源线较长，请合理放置电源线，使其处于安全位置。避免电源线接触过热物体表面、避免放置不当导致拉扯损坏或绊倒现场人员。请使用本厂原装电源线，如使用非本厂电源线导致产品损坏，概不在本厂维修范围内。
- 在清洁和维修之前，请务必从电源插座上拔下该设备插头。不使用时，禁止拉扯电源线以将设备插头从电源插座中拔出。正常断电，应是用手抓住该设备插头两端，将插头从电源插座中拔出。此设备需连接到接地插座中。
- 本设备没有防水性能，请让设备保持干燥，请勿将本设备浸入水中或其他液体中。设备需安装在干燥且通风处，避免在雨天、潮湿、多尘或过热环境下使用。请勿将任何物体置于灯具上或使液体流入灯具内部，以免发生意外。

规格参数

| | |
|------------|--|
| 型号 | C30Bi |
| 锂电池 | DC7.2V3400mAh,24.48Wh |
| USB-C 接口输入 | 5V＝3A，9V＝3A，12V＝3A |
| 亮度范围 | 0%-100% |
| 色温范围 | 2800K-6500K |
| 充电时长 | ≈ 2 小时 |
| 使用时长 | ≈ 45 分钟（100% 亮度输出） ≈ 276 分钟（50% 亮度输出） |
| CRI | 平均≥ 94 |
| TLCI | 平均≥ 96 |
| 工作环境温度 | -10℃ ~ 40℃ |
| 裸灯尺寸 | ≈ 133mm*78mm*26mm |
| 裸灯净重 | ≈ 248g |

规格和参数如有变更，恕不另行通知

- 请勿私自拆卸产品，如产品出现故障，须由本公司或授权的维修人员进行检查维修。
- 存放本设备之前，请确保设备已完全冷却。存放时，将电源线从设备上拔出。设备应放置于设备便携包内或通风干燥处。
- 请勿将设备放置在酒精、汽油等易燃易爆挥发的溶剂附近。
- 本厂不推荐的产品附件，请勿使用，以免导致火灾、触电或人身伤害。
- 请务必经常清洁灯珠玻璃并使其保持干净，玻璃如粘上蚊虫尸体或深色有机物污渍，可能引起玻璃炸裂；清洁本设备时，请勿用湿布擦拭，请用干燥的软布擦拭设备污垢。
- 本产品已通过 ROHS, CE 和 FCC 认证，请参考相关国家标准使用和操作。
- 安全说明依据本厂严格测试制定，设备设计和规格如有变更，恕不另行通知。客户可以上神牛官网查看最新的电子版说明，了解产品最新资讯。
- 一年保修期，消耗品电池、适配器、电源线等配件不在此保修范围内。
- 经发现，擅自检修设备，将取消一年保修期，维修需要收取相关费用。
- 对于不规范操作引起的机器故障不在保修范围内。



前言

感谢您购买神牛产品！
神牛全新推出双色温 LED 摄影面板灯 C30Bi，是一款亮度与色温双旋钮调节，外观精巧的 LED 口袋式补光灯；适用于漫展拍摄，机头补光，美食探店，Vlog 补光等场景。

产品保修

尊敬的用户，本保修卡是申请保修服务的重要凭证，请您配合销售商填写并妥善保管，谢谢！

| | | |
|-------|------|------|
| 产品信息 | 型号 | 产品条码 |
| 用户信息 | 姓名 | 联系电话 |
| 销售商信息 | 通信地址 | |
| | 名称 | |
| | 联系电话 | |
| | 通信地址 | |
| 备注 | 销售日期 | |
| | | |

注：此表应由销售商盖章确认

适用产品

本文件适用于相关《产品保修信息》（见后面说明）所列产品，其他非属此范围的产品或部件（如促销品、赠品及其他出厂后附加的部件等）不在此保修承诺内。

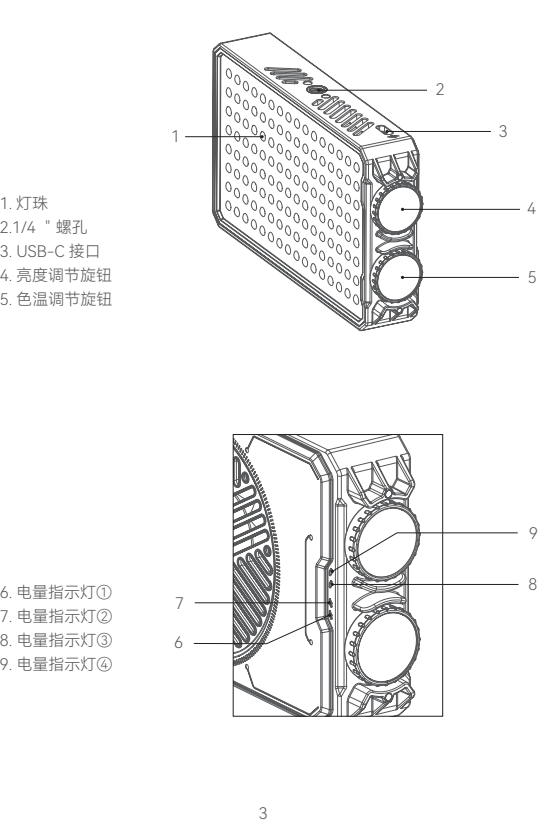
保修期

产品及部件的相应保修期按相关的《产品保修信息》执行。保修期自产品首次购买日起算，购买日以购买产品时保修卡登记日期为准。

如何获得保修服务

您可直接与产品销售商或授权服务机构联系，也可拨打神牛产品售后服务电话，与我们联系，由我们的服务人员为您安排服务。申请保修时，您应提供有效的保修卡作为保修凭证，方可获得保修。如您不能提供有效的保修卡，则在我们确认产品或部件属于保修范围的情况下，也可以为您提供保修，但这不作为我们的义务。

部件名称



不适用保修情况

如产品存在下列情况，本文件项下的保证和服务将不适用：①产品或部件超过相应保修期；②错误或不适当使用、维护或保管导致的故障或损坏，如：不当搬运；非按产品合理预期用途使用；不当插拔外接设备；跌落或外力挤压；接触或暴露于不当温度、溶剂、酸碱、水浸或潮湿环境；③由非神牛授权机构或人员安装、修理、更改、添加或拆卸造成的故障或损坏；④产品或部件原有识别信息被修改变更或删除；⑤无有效保修卡；⑥使用非合法授权、非标准或非公开发行的软件造成的故障或损坏；⑦因不可抗力或意外事件造成的故障或损坏；⑧其他非因产品本身质量问题导致的故障或损坏。遇上述情况，您应向相关责任方寻求解决，神牛对此不承担任何责任。因非在保修期或保修范围内的部件、附件或软件导致产品不能正常使用的，不是保修范围内的故障。产品使用过程中正常的脱色，磨损和消耗，不是保修范围内的故障。

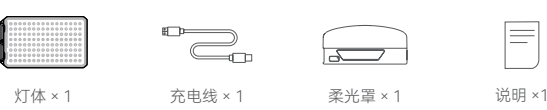
产品保修和服务支持信息

产品的保修期和服务类型按以下《产品保修信息》执行：

| 产品类别 | 选件名称 | 保修期（月） | 保修服务类型 |
|------|------------------|--------|--------|
| 部件 | 电路板 | 12 | 客户送修 |
| 其他 | 如外壳、保护罩、锁紧装置、包装等 | 无 | 无保修 |

神牛产品售后服务电话 0755-29609320-8062

物品清单



温馨提示：说明书中线图均为示意图，仅供参考。
由于产品不断更迭与升级，产品实物与线图可能存在差异，请以实物为准。

安装至支架

1/4 英寸螺孔设计可快速安装至另购的支架，螺孔对准螺丝后顺时针旋转锁紧即可。

充电方式

使用标配充电线插入灯体 USB-C 接口，接入电源后可进行充电。

电量指示灯

通过指示灯状态可查看剩余电量，当设备处于低电量时请及时充电。
指示灯①亮起，表示当前电量为 0%-25%
指示灯②亮起，表示当前电量为 26%-50%
指示灯③亮起，表示当前电量为 51%-75%
指示灯④亮起，表示当前电量为 76%-100%

亮度调节旋钮

OFF(关机)
亮度范围 :0%-100%
顺时针旋转开机和递增亮度，逆时针旋转递减亮度和关机。

色温调节旋钮

色温范围 :2800K-6500K
顺时针旋转递增色温，逆时针旋转递减色温。
注：分别查看两个旋钮上的参数标识，随着旋转旋钮，与红点对准即表示目前所处处的色温范围（存在正负公差）与亮度范围。



Wechat
Official Account
神牛微信公众号

深圳市神牛摄影器材有限公司

地址：深圳市宝安区福海街道塘尾社区耀川工业园厂房 2 栋
电话：0755-29609320（8062） 传真：0755-25723423
邮箱：godox@godox.com

GODOX Photo Equipment Co., Ltd.

Add: Building 2, Yaochuan Industrial Zone, Tangwei Community, Fuhai Street, Bao'an District, Shenzhen 518103, China
Tel: +86-755-29609320(8062) Fax: +86-755-25723423
E-mail: godox@godox.com



Safety Instructions and Attention

First of all, as the most basic principle: This product is a professional lighting set equipment and should be used by professional lighting engineers or under the guidance of professionals. Basic safety attentions must always be followed during use, as follows:

- Before use, please read and understand these instructions and attentions. Professional lighting is prohibited for children. When children are near, parents or
- accompanying persons must supervise closely to prevent children from personal injury due to collision with lamps or private use of lamps.
- This lighting product is not ordinary lighting product and cannot be used for general lighting. Anyone who has suffered eye damage or has sensitive eyes should avoid using this product.
- When the lamp is on, it must be used with care. Do not touch high-temperature parts, such as LED lamp beads, to avoid burns.
- When the lamp is on, it is forbidden to look directly at the lamp beads under any circumstances. Strong light should be used under the guidance of professional lighting engineers. Avoid prolonged exposure to strong light under any circumstances. If eye discomfort, please turn off the lamp in time, suspend use, and see a doctor immediately.
- If the lamp bead is damaged or deformed by heat, stop using this equipment, and contact the manufacturer, service agent or qualified maintenance personnel to replace the lamp bead in time to avoid accidents.
- This product is only suitable for use in -10℃ to 40℃ operating environment and normal humidity environment.
- Do not use damaged equipment or accessories, and wait for professional maintenance personnel to check and repair to confirm being normal before use. During using, if the casing of this product is broken due to being dropped, squeezed
- or subjected to strong impact, please do not use it, so as to avoid electric shock injury due to contact with internal electronic components.
- If an extension cord is required, please use an extension cord with a current rating greater than or equal to that of the equipment. If an extension cord is rated less than the equipment, overheating may result.
- Some products have long power cords, please place the power cords properly and keep them in a safe place. Avoid contacting the power cord with overheating surfaces, avoid improper placement that could cause pulling damage, or trip on-site personnel.


7

Illuminance Data

| CCT | Testing Condition | Unit | 0.5m | 1m | 2m |
|-------|-------------------|------|------|------|-----|
| 2800K | Bare Light | lux | 7087 | 1800 | 451 |
| | | fc | 659 | 168 | 42 |
| | With Diffuser | lux | 2295 | 562 | 134 |
| | | fc | 214 | 52 | 13 |
| 3200K | Bare Light | lux | 7411 | 1900 | 464 |
| | | fc | 688 | 177 | 43 |
| | With Diffuser | lux | 2408 | 588 | 140 |
| | | fc | 223 | 55 | 13 |
| 4300K | Bare Light | lux | 7868 | 2000 | 493 |
| | | fc | 730 | 186 | 46 |
| | With Diffuser | lux | 2512 | 613 | 145 |
| | | fc | 233 | 57 | 14 |
| 4800K | Bare Light | lux | 8025 | 2050 | 502 |
| | | fc | 745 | 190 | 47 |
| | With Diffuser | lux | 2536 | 625 | 149 |
| | | fc | 235 | 58 | 14 |
| 5600K | Bare Light | lux | 8610 | 2200 | 540 |
| | | fc | 800 | 203 | 50 |
| | With Diffuser | lux | 2700 | 663 | 157 |
| | | fc | 251 | 62 | 15 |
| 6500K | Bare Light | lux | 8805 | 2250 | 550 |
| | | fc | 817 | 209 | 51 |
| | With Diffuser | lux | 2740 | 672 | 158 |
| | | fc | 255 | 63 | 15 |

Note: All the data are average values instead of absolute values.All the above tests are based on the condition of 100% brightness.

- Please use the certified power cord from the original manufacturer. If the product is damaged by using a non-certified power cord, it will not be repaired by our factory.
- Be sure to unplug equipment from the power outlet before cleaning and repairing. When not in use, do not pull the power cord to unplug the equipment. For normal power-off, please hold both ends of the plug of the equipment with your hands and pull the plug out of power outlet. This equipment needs to be connected to a grounded outlet.
 - This equipment is not waterproof, please keep it dry and do not immerse it in water or other liquids.The equipment should be installed in a dry and ventilated place, and avoid using it in rainy, humid, dusty or overheated environments. Do not place any objects on the lamp or let liquid flow into the lamp to avoid accidents.
 - Do not disassemble the product without permission. If the product fails, it must be checked and repaired by authorized maintenance personnel.
 - Before storing, make sure that the equipment has cooled down completely. For storage, unplug the power cord from the equipment. The equipment should be placed in the carrying case or in a ventilated dry place.
 - Do not place equipment near flammable and volatile solvents such as alcohol and gasoline.
 - Do not use accessories that are not recommended by our factory to avoid fire, electric shock or personal injury.
 - Be sure to clean the lamp bead glass frequently and keep it clean, as mosquito carcasses or dark organic stains may cause the glass to burst. When cleaning, do not wipe it with a damp cloth, please use a dry cloth or a soft cloth to wipe the dirt of the equipment.
 - This product complies with ROHS, CE and FCC certification, please refer to the relevant national standards for use and operation.
 - The safety instructions are formulated according to the strict testing of the factory, and the design and specifications of the equipment are subject to change without prior notice. For latest product information, please check the GODOX website and view latest electronic instruction.
 - One-year warranty period, accessories such as consumable batteries, adapters, power cords, etc. are not covered by this warranty.
 - If it is found that the equipment is repaired without authorization, the one-year warranty period will be cancelled and relevant fees will be charged for maintenance.
 - Machine failures caused by non-standard operation are not covered by the warranty.



Do not stare at the operating light source

8

Technical Data

| | |
|---------------------------------|--|
| Model | C30Bi |
| Lithium Battery | DC7.2V,3400mAh,24.48Wh |
| USB-C Port Input | 5V≡3A, 9V≡3A, 12V≡3A |
| Brightness Range | 0%-100% |
| CCT Range | 2800K-6500K |
| Charging Time | ≈ 2h |
| Working Time | ≈ 45min (100% brightness output) ≈ 276min (50% brightness output) |
| CRI | Average≥ 94 |
| TLCl | Average ≥ 96 |
| Working Environment Temperature | -10℃ ~ 40℃ |
| Bare Light Dimension | ≈ 5.24" *3.07" *1.02" |
| Bare Light Net Weight | ≈ 248g |

Specifications and data may subject to changes without notice.

FCC Statement

This device complies with part 15 of the FCC Rules. Operation is subject to the following two conditions:
(1) This device may not cause harmful interference, and
(2) This device must accept any interference received, including interference that may cause undesired operation.

Any Changes or modifications not expressly approved by the party responsible for compliance could void the user's authority to operate the equipment.

Foreword

Thank you for purchasing !
The newly launched C30Bi is a delicate pocket-size LED light equipped with dual dials to adjust brightness and CCT respectively, quite suitable for comic exhibition shooting, camera filling light, food exploration, Vlog filling light and etc.

Name of Parts

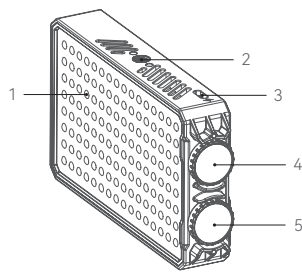
1. Light Beads

2. 1/4" Screw Hole

3. USB-C Port

4. Brightness Adjust Dial

5. CCT Adjust Dial

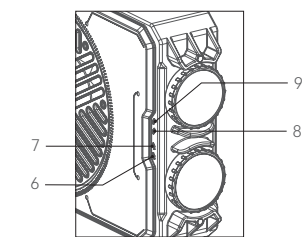


6. Battery Level Indicator ①

7. Battery Level Indicator ②

8. Battery Level Indicator ③

9. Battery Level Indicator ④



9

10

IC Warning


This device complies with Industry Canada licence-exempt RSS standard(s). Operation is subject to the following two conditions:
(1) This device may not cause interference, and
(2) This device must accept any interference, including interference that may cause undesired operation of the device.

Le présent appareil est conforme aux CNR d'Industrie Canada applicables aux appareils radio exempts de licence. L'exploitation est autorisée aux deux conditions suivantes:
(1) l'appareil ne doit pas produire de brouillage, et
(2) l'utilisateur de l'appareil doit accepter tout brouillage radioélectrique subi, même si le brouillage est susceptible d'en compromettre le fonctionnement


Declaration of Conformity

GODOX Photo Equipment Co.,Ltd. hereby declares that this equipment are in compliance with the essential requirements and other relevant provisions of Directive GPSR(EU)/2023/988,2014/30/EU.
They are allowed to be used in all EU member states.
For more information of DoC, Please click this web link:
<https://www.godox.com/eu-declaration-of-conformity/>


What's Inside




Light Body
× 1



Charging Cord
× 1



Diffuser
× 1



Instruction Manual
× 1

Note: Due to continuous updates and upgrades of the products, there may be differences between the actual products and the pictures. Therefore, the pictures are for reference only, products to prevail in kind.

Mount onto the Bracket

The 1/4" screw hole design allows for quick mounting to the optional bracket by rotating clockwise to lock the screw after alignment.

Charging

Connect USB-C port of the light body to the power source with the attached charging cord to charge the light.

Battery Level Indicators

here are four battery level indicators , through which you can check the remaining battery level, when the device is in low battery, please charge it in time.
Indicator ① lights up indicates that the current battery level is 0%-25%.
Indicator ② lights up indicates that the current battery level is 26%-50%.
Indicator ③ lights up indicates that the current battery level is 51%-75%.
Indicator ④ lights up indicates that the current battery level is 76%-100%.

Warranty

Dear customers, as this warranty card is an important certificate to apply for our maintenance service, please fill in the following form in coordination with the seller and safe-keep it. Thank you!

| | | |
|----------------------|---|---------------------|
| Product Information | Model | Product Code Number |
| Customer Information | Name Address | Contact Number |
| Seller Information | Name Contact Number Address Date of Sale | |
| Note | | |

Note: This form shall be sealed by the seller.

Applicable Products

The document applies to the products listed on the Product Maintenance Information (see below for further information). Other products or accessories (e.g. promotional items, giveaways and additional accessories attached, etc.) are not included in this warranty scope.

Warranty Period

The warranty period of products and accessories isimplemented according to the relevant Product Maintenance Information. The warranty period is calculated from the day(purchase date) when the product is bought for the first time.And the purchase date is considered as the date registered onthe warranty card when buying the product.

How to Get the Maintenance Service

If maintenance service is needed, you can directly contact the product distributor or authorized service institutions. You can also contact the Godox after-sale service call and we will offer you service. When applying for maintenance service, you should provide valid warranty card. If you cannot provide valid warranty card,

Brightness Adjust Dial

OFF (turn off)
Brightness Range: 0%-100%
Rotate clockwise to turn on the light source and increase the brightness, rotate counterclockwise to decrease the brightness and turn off the light source.

CCT Adjust Dial

CCT Range: 2800K-6500K
Rotate clockwise to increase the CCT, rotate counterclockwise to decrease the CCT.
Note: Rotate the dial according to the markings on it, the marking corresponding to the red dot indicates the current brightness and CCT ranges (There are positive and negative tolerances for CCT range).

we may offer you maintenance service once confirmed that the product or accessory is involved in the maintenance scope, but that shall not be considered as our obligation.

Inapplicable Cases

The guarantee and service offered by this document are not applicable in the following cases: The product or accessory has expired its warranty period; Breakage or damage caused by inappropriate usage, maintenance or preservation, such as improper packing, improper usage, improper plugging in/out external equipment, falling off or squeezing by external force, contacting or exposing to the improper temperature, solvent, acid, base, flooding and damp environments, etc; Breakage or damage caused by non-authorized institution or staff in the process of installation, maintenance, alternation, addition and detachment; The original identifying information of product or accessory is modified, alternated, or removed; No valid warranty card; Breakage or damage caused by using illegally authorized, nonstandard or non-public released software; Breakage or damage caused by force majeure or accident; Breakage or damage that could not be attributed to the product itself. Once met these situations above, you should seek solutions from the related responsible parties and Godox assumes no responsibility. The damage caused by parts, accessories and software that beyond the warranty period or scope is not included in our maintenance scope. The normal discoloration, abrasion and consumption are not the breakage within the maintenance scope.

Maintenance and Service Support Information

The warranty period and service types of products are implemented according to the following Product Maintenance Information:

| Product Type | Name | MaintenancePeriod(month) | Warranty Service Type |
|--------------|--|--------------------------|---|
| Parts | Circuit board | 12 | Customer sends the product to designated site |
| Other Items | Lamp body, lamp cover, locking device, package, etc. | No | Without warranty |