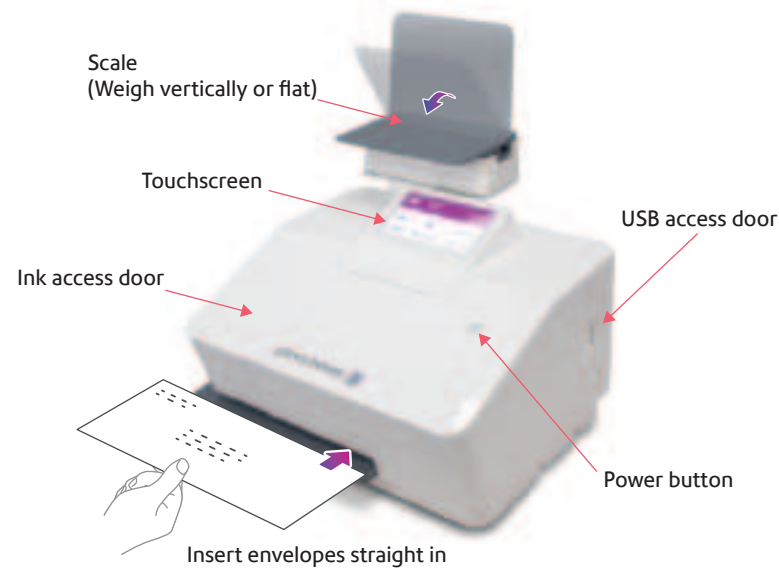
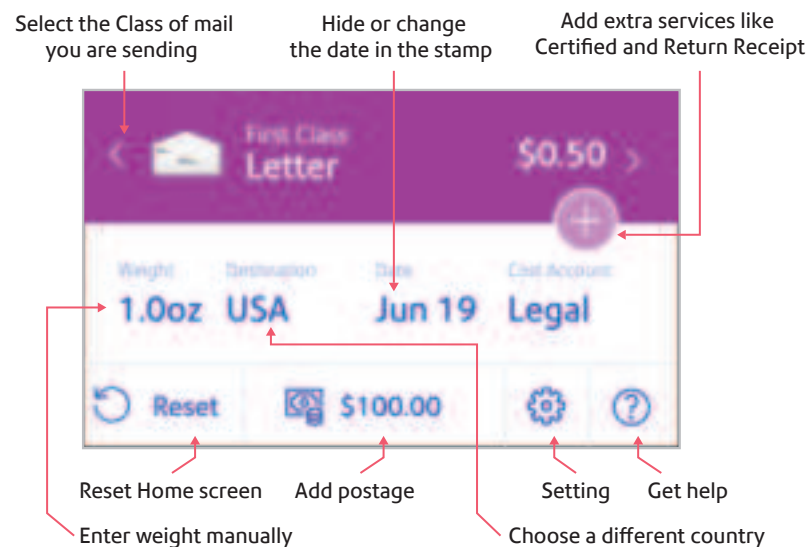


Mailsend Lite Quick Start Guide

Get to know your device



Mailsend Lite Home Screen



Do even more with SendPro Online

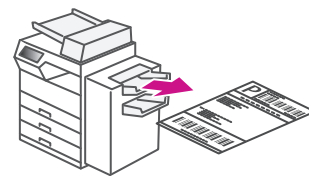
Included with your device, you have access to SendPro Online where you can:

- Print discounted shipping labels with free tracking
- Manage unlimited cost accounts
- View detailed history of your sent items
- Add postage to your device from your computer
- Order supplies like ink and tape strips


Follow these three steps to print discounted shipping labels with free tracking:



- 1 Log in to SendPro Online on your computer using your credentials
sendpro.pitneybowes.com



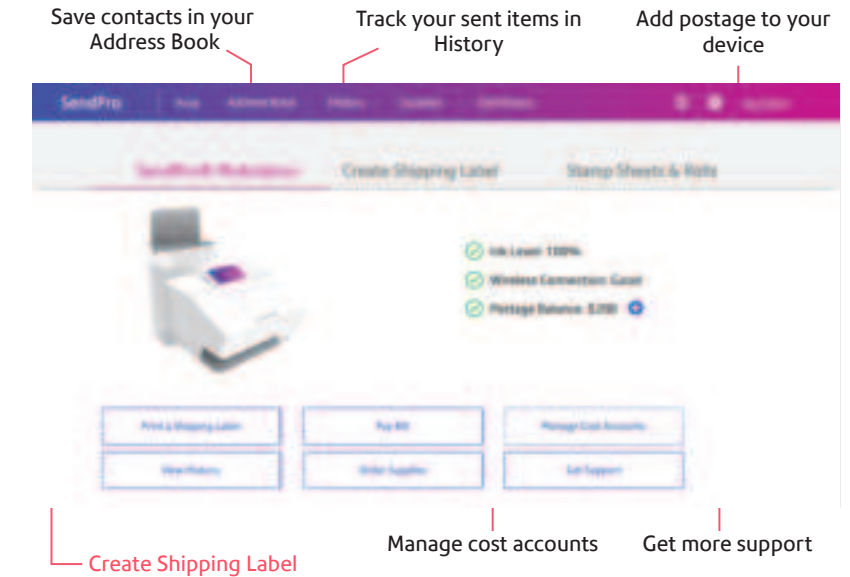
- 2 Following the instructions in SendPro Online to generate a shipping label and print from your office printer



- 3 Apply the label on the package and post it at a nearby post office



Get to know SendPro Online



Usage History

View and print your Mailsend Lite Mailstation history

