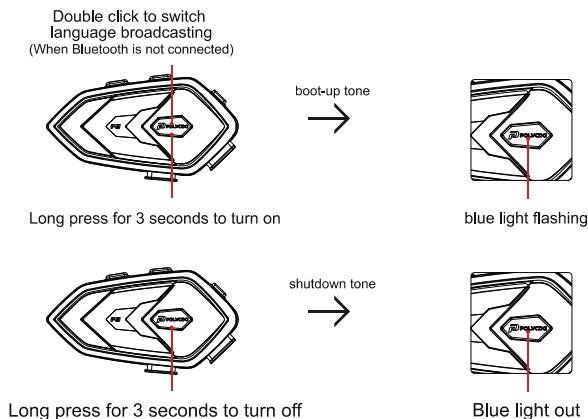


Product Overview

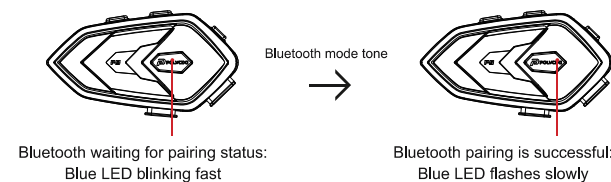


Important Notice:
Before installing the headphones, follow the Quick Manual instructions to connect your phone and listen to the sound and volume. If there is a large difference in sound effect and volume after installing it on the helmet, please adjust the position of the speaker in the helmet.

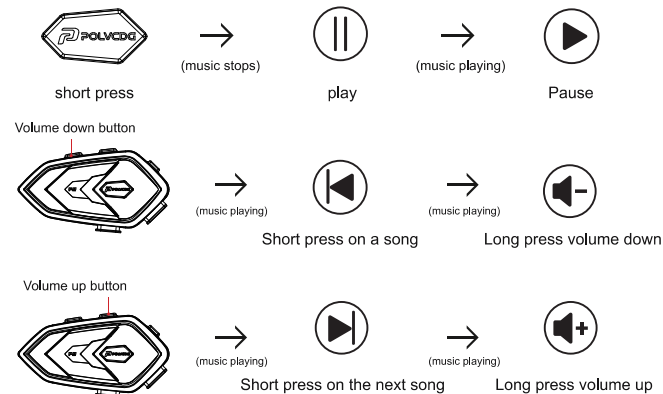
Power on/off



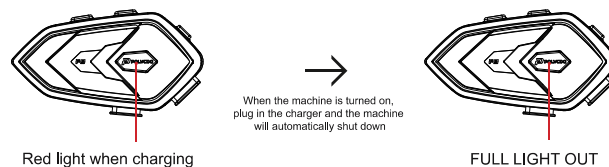
Bluetooth pairing



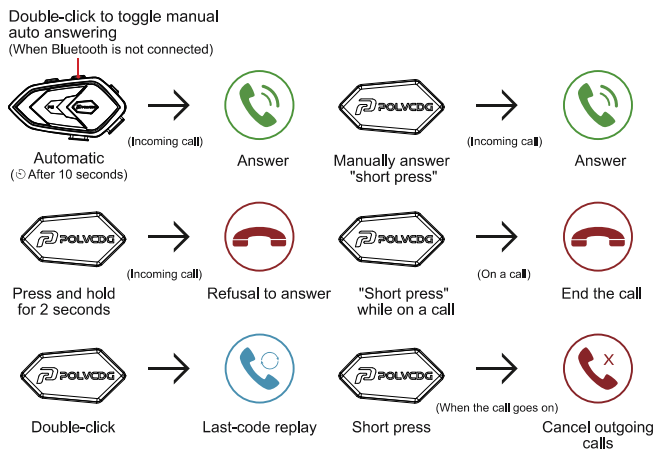
Music function



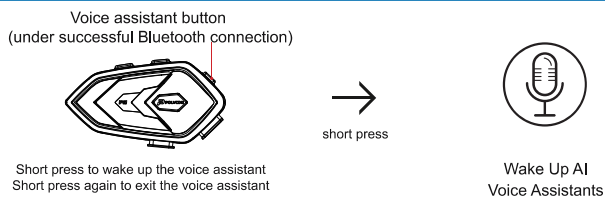
Charging mode



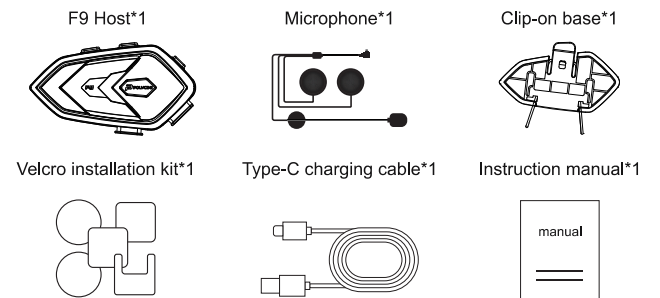
Telephone function



Voice assistant



Product List



Caveat

1. Do not put the product into open flame to avoid explosion;
2. Do not disassemble the product to avoid damage to the product's electronic components;
3. Please do not close to sharp objects to cause damage to the product;
4. Please place it in a dry place if it is not used for a long time;
5. Before using the Bluetooth device, please fully charge it first.
6. If the red light does not come on when charging, the voltage may be too low;
7. In order to extend the service life of the built-in polymer battery, please charge the device at least once a month.

Warning

NOTE: This equipment has been tested and found to comply with the limits for a Class B digital device, pursuant to part 15 of the FCC Rules. These limits are designed to provide reasonable protection against harmful interference in a residential installation. This equipment generates uses and can radiate radio frequency energy and, if not installed and used in accordance with the instructions may cause harmful interference to radio communications. However, there is no guarantee that interference will not occur in a particular installation. If this equipment does cause harmful interference to radio or television reception, which can be determined by turning the equipment off and on, the user is encouraged to try to correct the interference by one or more of the following measures.

- Reorient or relocate the receiving antenna
- Increase the separation between the equipment and receiver.
- Connect the equipment into an outlet on a circuit different from that to which the receiver is connected.
- Consult the dealer or an experienced radio/TV technician for help

Changes or modifications not expressly approved by the party responsible for compliance could void the user's authority to operate the equipment. This device complies with Part 15 of the FCC Rules. Operation is subject to the following two conditions.

- (1) this device may not cause harmful interference. and
- (2) this device must accept any interference received, including interference that may cause undesired operation.

FCC Radiation Exposure Statement

The device has been evaluated to meet general RF exposure requirements. The device can be used in portable exposure condition without restriction.