

CaddyTek CaddyLite 11.5 V3 Install

**Insert the bar and
line up the threaded
hole with the hole in
the plastic bracket**




**Slide the bar until it lines up
with the hole of the plastic
handle**




**Thread in the screw and tighten
using the allen key**










The zip tie weaved all the way around



This is showing both zip ties weaved around but they are only hand tight at this point



Insert the zip tie through the small slot of the red tensioner and tighten using only the two longer arms



Once tightened snip off the excess using the shorter arm of the tensioner

Repeat with the other zip tie and repeat everything for the right bracket.

