

CaddyTek CaddyLite 11.5 V3 Install


**Insert the bar and
line up the threaded
hole with the hole in
the plastic bracket**



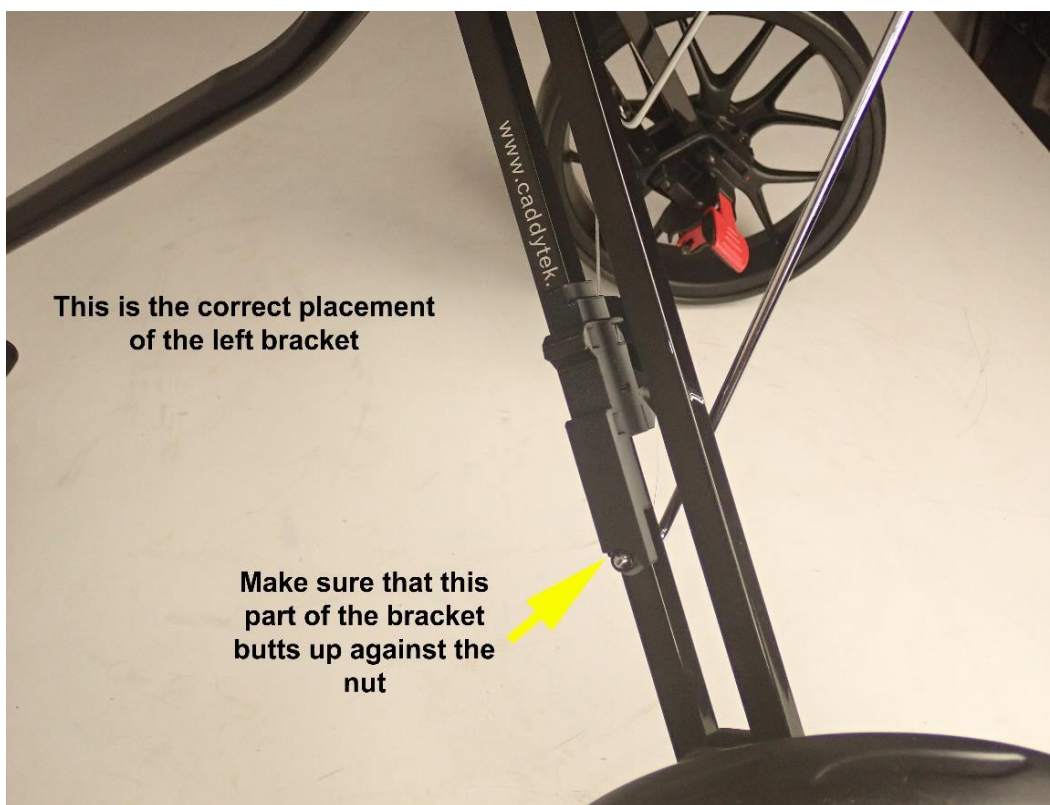
**Slide the bar until it lines up
with the hole of the plastic
handle**




**Thread in the screw and tighten
using the allen key**




**The bracket
goes on this
metal arm of
the cart**








The zip tie weaved all the way around



This is showing both zip ties weaved around but they are only hand tight at this point



**Insert the zip tie through the
small slot of the red
tensioner and tighten using
only the two longer arms**



**Once tightened snip off the
excess using the shorter
arm of the tensioner**

**Repeat with the other zip tie
and repeat everything for the
right bracket.**

