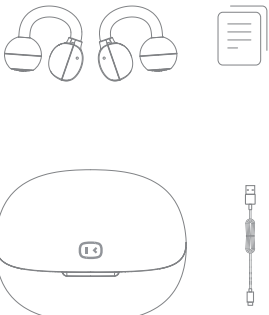
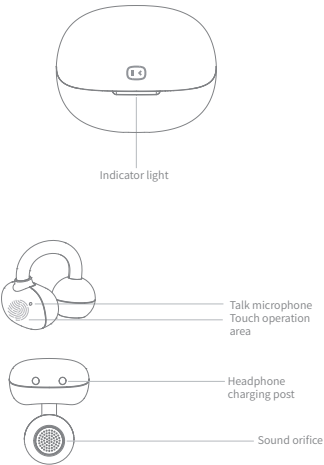


Model : DuPods G108

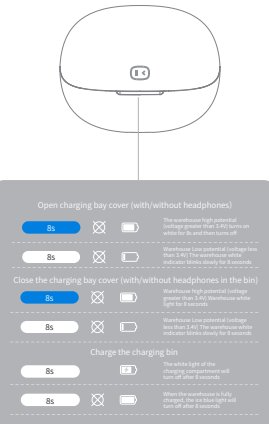
### Product list



### Earphone introduction



### Indicator description




### Headset interactive description


Volume +	Click right earphone R
Volume -	Click the left earphone L
Music play/pause	Double click the L/R headphones
Answer the call	Double click the L/R headset
Hang up the call	Double click the L/R headset
Previous Song	Three strikes Left earphone L
Next Song	Three strikes right earphone R
Reject incoming call	Hold down the L/R headset for 3s
Xiaodu voice assistant	Hold down the L/R headset 3s
Clear pairing	Five hits of L/R head phones at the same time

### Download the Xiaodu APP

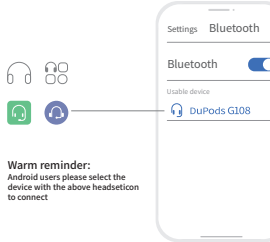
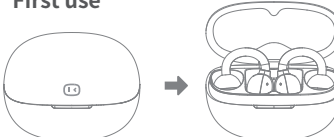
1.Download the Xiaodu APP



2.Register/log in Baidu account



### First use



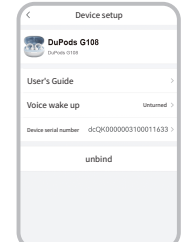
Settings-Bluetooth

Warm reminder:  
Android users please select the device with the above headset icon to connect

Note: Pairing password "0000" is required for some models

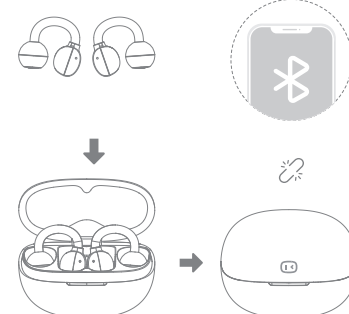
### Bind Xiaodu apps

After the headset is connected to the Bluetooth of the mobile phone,opening the Xiaodu APP will automatically bind the headset. With the Xiaodu APP,you can check the headset battery, check the headset Settings,etc., which is convenient for you to better manage the headset device, in addition, there are more exciting content and black technology functions for you to explore.



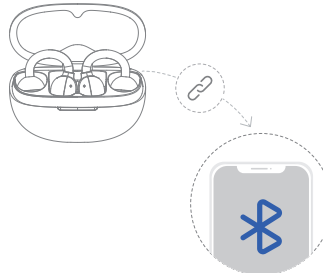
Tips: After the mobile phone is connected to Bluetooth, if the Xiaodu APP is not connected within 3 minutes, the APP will automatically close the connection function. You need to re-activate the headset before you can connect the Xiaodu APP.

### Disconnect



### Reconnect

Open the charging bay and automatically connect back



### Name and content of harmful substances in products

Part name	The name and content of hazardous substances or elements in the product					
	Lead (Pb)	Mercury (Hg)	Cadmium (Cd)	Hexavalent Chromium (Cr6+)	Polychlorinated Biphenyls (PCBs)	Polycyclic Aromatic Hydrocarbons (PAHs)
Cable	X	O	O	O	O	O
Batteries	O	O	O	O	O	O
Circuit board components	X	O	O	O	O	O
Plastic parts	O	O	O	O	O	O
Metal parts	X	O	O	O	O	O
Other parts	O	O	O	O	O	O

This form is prepared in accordance with SJ/T 11364

O : Indicates that the concentration of the hazardous substance in all homogeneous materials of the part is within the limits specified in GB/T 26572

X : Indicates that the content of the hazardous substance in at least one homogeneous material of the part exceeds the limit requirements specified in GB/T 26572

10 : Electronic and electrical products sold in the People's Republic of China will bear the "Environmental Protection Period (EPP)" symbol. The number in the circle represents the normal environmental service life of the product.

Some of the components contain harmful substances that are impossible to replace at the current level of technology, and Baidu is working tirelessly to make them substitutable.

### Warrantyinformation card

Information fill out

Product name \_\_\_\_\_

Product model number \_\_\_\_\_

Product SN \_\_\_\_\_

Date of purchase \_\_\_\_\_


User information

Date of purchase \_\_\_\_\_


Contact number \_\_\_\_\_

To the address \_\_\_\_\_

### Baidu's AI assistant



Scan and download Xiaodu APP  
Configure and upgrade the Xiaodu headset



### Check the battery

1.After the headset is connected to the Xiaodu APP, you can view the precise power of the left ear, right ear and charging box respectively.

2.When the headset is only connected to the mobile phone, you can check the headset power in the status bar of the mobile phone, but cannot check the charging box power (some mobile phones do not support it).

### Intelligent interaction

When wearing headphones, connect Xiaodu APP long press the headset 3S to wake up Xiaodu assistant, wait for Xiaodu to respond, say what you want to do.

Play music	I want to listen to novels
Next song	Call 10086
Headphone battery	Playing international news

### AI superpowers

Xiaodu headset integrates "voice note", "simultaneous interpretation" and other AI functions to meet your business communication, watching English original videos, traveling abroad and other needs.

Tips: Need to cooperate with Xiaodu APP to use AI function.

### Voice note

Note while speaking, voice content, recognition results on the screen in real time, easily solve the voice-to-text daily record, meeting minutes essential artifacts.


### Simultaneous interpretation

1.Think of a good Chinese speech, to help you accurately translate into English.

2. During meetings, translate while listening, and output bilingual meeting minutes simultaneously.

3.Watch TED talks and American TV series without subtitles, and translate them in real time to make people faster.

### More content



Wechat scan code follow for more product related information

### Specification parameter

Product name: Xiaodu smart clip-on earphones  
Model: DuPods G108  
Earphones Size: 28.3\*21.6\*25.3mm  
Box Size: 64.6\*51.2\*30mm  
Speaker: 10mm moving-coil  
Headset battery capacity: 35mAh  
Charging case battery capacity: 300mAh  
Charging voltage: DC 5V  
Total approximate weight: Approximately 49g  
Bluetooth: BT5.4

ShanghaiXiaoduTechnologyCo., LTD  
Address: 701 Naxian Road, China (Shanghai)  
Pilot Free Trade Zone 4/F, Building 1#  
Customerservice tel: 4008120755  
Official mail: xdmall.baidu.com

### Matters needing attention

1. In order to reduce the risk of electric shock, do not disassemble this product, there are no parts that users can repair, please contact after-sales maintenance personnel for maintenance;

2. In order to prevent fire, please ensure that the product is always away from candles or other open flames;

3. Keep accessories away from children;

4. Do not let the product fall or be impacted. If the product is damaged, please disconnect the power supply immediately and contact the service center;

5. Do not disassemble the unit at any other time before discarding it;

6. If you have any questions, please contact the store where you purchased this product;

7. For the CMIT ID information associated with the SRRC of this product, please see the location of the internal test label on the cover of the product charging box.

Friendly tip: If the earphone cannot be charged, please check whether the earphone charging column or the charging bin near the thimble is dirty or blocked by foreign bodies, and carefully clean it with cotton swabs

### Xiaodu smart clip earheadphones three-pack regulations

During the validity period of three packages, you can enjoy the right of return, replacement and repair in accordance with this regulation. Return, replacement and repair shall be handled by invoice.

1. Within 7 days from the date of receipt, if there is any quality problem, the consumer can choose the invoice price to refund the payment or replace the product with the same model and specifications;

2. Within 15 days from the day after signing, consumers can choose to replace products with the same model and specifications if quality problems occur;

3. Within 12 months from the day after signing, if there is a product quality problem, consumers can choose to repair it free of charge.

### The following circumstances do not fall within the scope of the three guarantees.

1. The validity period of the three packages is exceeded;

2. No warranty card, invoice or warranty card inconsistent with invoice information;

3. Damage caused by human causes;

4. Damage caused by irresistible factors;

5. Any damage caused by failure to use, maintain and adjust according to the requirements of the User Manual;

6. Failure or damage caused by forced use of the product beyond the normal conditions of use;


7. Unauthorized dismantling or repair by personnel without Baidu's authorization;

8. Malicious damage of warranty card contents and product information, including fuzzy destruction, tearing, tampering, etc.;

9. Failure and damage caused by other problems other than the design, manufacturing and quality of the product itself.

### Xi aodu smart clip-on earphones

Product User manual



#### FCC Caution:

This device complies with part 15 of the FCC Rules. Operation is subject to the following two conditions: (1) This device may not cause harmful interference, and (2) this device must accept any interference received, including interference that may cause undesired operation.

Any changes or modifications not expressly approved by the party responsible for compliance could void the user's authority to operate the equipment.

NOTE: This equipment has been tested and found to comply with the limits for a Class B digital device, pursuant to Part 15 of the FCC Rules. These limits are designed to provide reasonable protection against harmful interference in a residential installation. This equipment generates, uses and can radiate radio frequency energy and, if not installed and used in accordance with the instructions, may cause harmful interference to radio communications. However, there is no guarantee that interference will not occur in a particular installation.

If this equipment does cause harmful interference to radio or television reception, which can be determined by turning the equipment off and on, the user is encouraged to try to correct the interference by one or more of the following measures:

- Reorient or relocate the receiving antenna.
- Increase the separation between the equipment and receiver.
- Connect the equipment into an outlet on a circuit different from that to which the receiver is connected.
- Consult the dealer or an experienced radio/TV technician for help.

The device has been evaluated to meet general RF exposure requirement. The device can be used in portable exposure condition without restriction.