

INTRODUCTION

This Technical Service Manual has been compiled to provide the most recent service information for 700-3 Series Tall units. This information will enable the service technician to troubleshoot and diagnose malfunctions, perform necessary repairs, and return a unit to proper operational condition.

The service technician should read the complete instructions contained in this manual before initiating any repairs on a 700-3 Tall Series unit.

IMPORTANT SAFETY INFORMATION

Below are Product Safety Labels used in this manual. The "Signal Words" used are **WARNING** or **CAUTION**.

When reviewing this manual, please note these different Product Safety Labels placed at the beginning of certain sections of this manual. You must follow the instructions given in the boxes of the Product Safety Labels in order to avoid personal injury and/or product damage.

The sample Product Safety Labels below illustrate the precautions that should be taken when the signal word is observed.

WARNING

INDICATES THAT HAZARDOUS OR UNSAFE PRACTICES COULD RESULT IN SEVERE PERSONAL INJURY OR DEATH.

CAUTION

Indicates that hazardous or unsafe practices could result in minor personal injury, and/or product damage, and/or property damage.

In addition, please pay attention to the signal word "**NOTE**", which highlights information that is especially important for the topic being covered.

TECHNICAL ASSISTANCE

If you should have any questions regarding a Sub-Zero appliance and/or this manual, please contact:

Sub-Zero, Inc.

ATTN: Service Department

P.O. Box 44988

Madison, WI 53744-4988

Customer Service & Parts / Warranty Claims

Phone #: (800) 222 - 7820

Technical Assistance

Phone #: (800) 919 - 8324

Customer Service & Technical Assistance

Facsimile #: (608) 441 - 5887

Parts / Warranty Claims

Facsimile #: (608) 441 - 5886

Service Department e-Mail Address:

customerservice@subzero.com

Main Office Hours:

8:00 AM to 5:00 PM Central Time

Monday through Friday

(24/7 Phone Coverage)

This manual is designed to be used by Authorized Service Personnel only. Sub-Zero Freezer Co., Inc. assumes no responsibility for any repairs made on Sub-Zero refrigeration units by anyone other than Authorized Service Technicians.

Information and images contained in this manual are the copyright property of Sub-Zero Freezer Company, Inc. Neither this manual nor any information or images contained herein may be copied or used in whole or in part without the express written consent of Sub-Zero Freezer Company, Inc.

© Sub-Zero Freezer Company, Inc, all rights reserved.



WARRANTY INFORMATION

This page summarizes the 2, 5 & 12 Year Residential Warranty provided with every Sub-Zero, as well as two special warranties:

- *Non-Residential Warranty* - Applies to units installed in non-residential applications.
- *Display/Model Home Warranty* - Applies to distributor or dealer display units, and units in model homes, sold three years after date of manufacture.

Following the warranty summaries are details and notes about the warranties.

TWO, FIVE & TWELVE YEAR Warranty

- 2 year TOTAL PRODUCT, *parts and labor.
- 5 Year SEALED SYSTEM, **parts and labor.
- 6th - 12th year LIMITED SEALED SYSTEM, **parts only.

ONE & FIVE YEAR Non-Residential Warranty (Example: Office, Yacht, etc.)

- 1 Year TOTAL PRODUCT, *parts and labor.
- 5 Year SEALED SYSTEM, **parts only.

ONE & FIVE YEAR Display/Model Home Warranty (Display units sold three years after date of manufacture)

- 1 Year TOTAL PRODUCT, *parts and labor.
- 5 Year SEALED SYSTEM, **parts only.

Warranty Details:

- * Includes, but is not limited to the following:
Electronic Control System Components, Fan & Light Switches, Fan Motors & Blades, Defrost & Drain Heaters, Defrost Terminator, Drain Pan, Drain Tubes, Wiring, Light sockets & bulbs, Ice maker, Water Valve, Door hinges, Door closers & Cams, Compressor Electricals, etc. . .
- * *Stainless Steel (Classic, Platinum & Carbon) doors, panels and product frames are covered by a limited 60 day parts and labor warranty for cosmetic defects.*

**** Includes the following:**

Compressors, Condenser, Evaporators, Filter-Driers, Heat-exchangers, All Tubing that Carries the Freon.

NOTE: Condenser Fan Motors, Freon, Solder and compressor electricals are NOT considered sealed system parts.

Warranty Notes:

- All warranties begin at unit's initial installation date.
- All Warranty and Service information collected by Sub-Zero is arranged and stored under the unit serial number, and the customer's last name.
Sub-Zero requests that you have the model and serial number available whenever contacting the factory or parts distributor.
- The serial tag is located on the left wall of the upper drawer compartment.

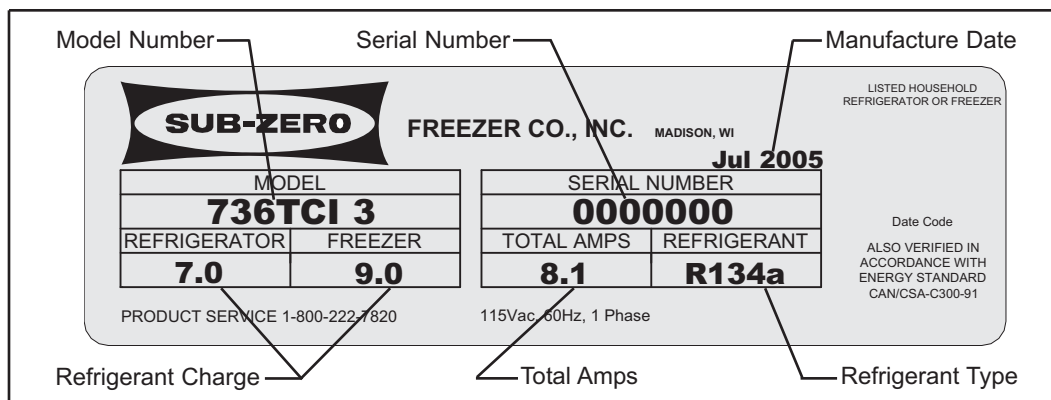


Figure 1-1. Serial Tag Layout

(The serial number tag is located on the left side wall of the upper drawer compartment.)

MODEL DESCRIPTIONS

This page briefly describes the models covered in this 700-3 Tall Unit Technical Service Manual.

MODEL	DESCRIPTION
700TC-3	700 Series, 27" Wide Tall Combination Refrigerator/Freezer, 3rd Design Build
700TCI-3	700 Series, 27" Wide Tall Combination Refrigerator/Freezer, w/Icemaker, 3rd Design Build

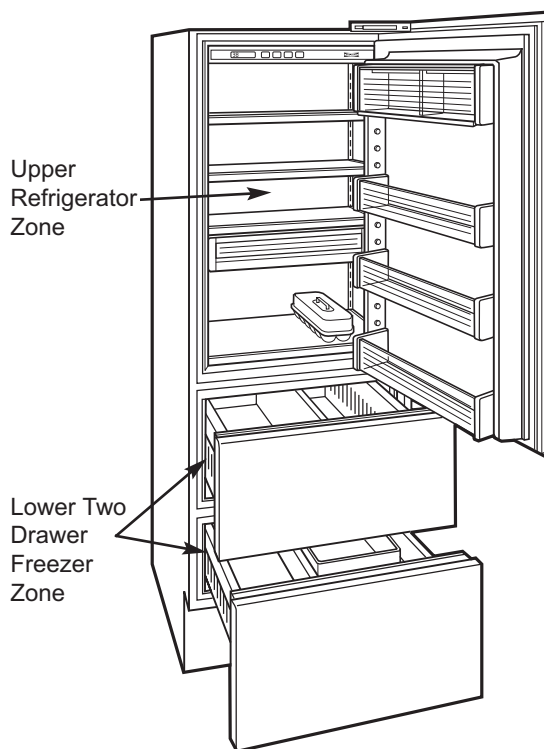


Figure 1-2. Model 700TC-3 & 700TCI-3

MODEL	DESCRIPTION
700TR-3	700 Series, 27" Wide Tall Refrigerator, 3rd Design Build

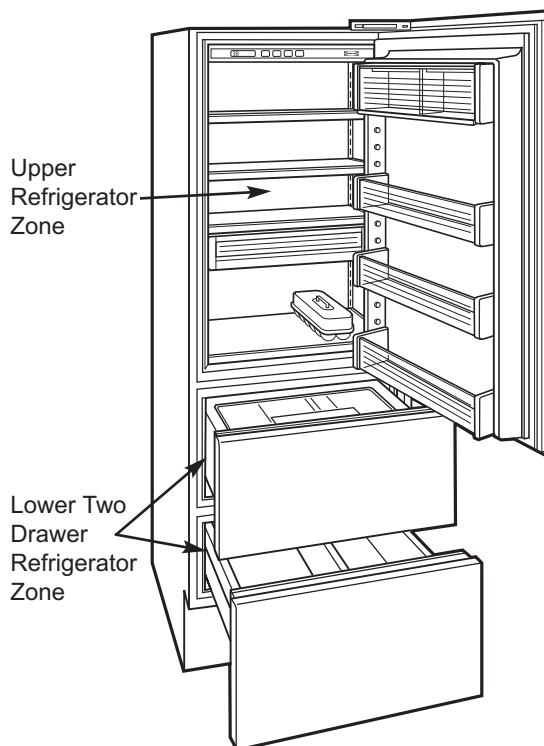


Figure 1-3. Model 700TR-3

MODEL	DESCRIPTION
700TF-3	700 Series, 27" Wide Tall Freezer, 3rd Design Build, Variable Speed Compressor
700TFI-3	700 Series, 27" Wide Tall Freezer, w/Icemaker, 3rd Design Build, Variable Speed Compressor

All Freezer Zone

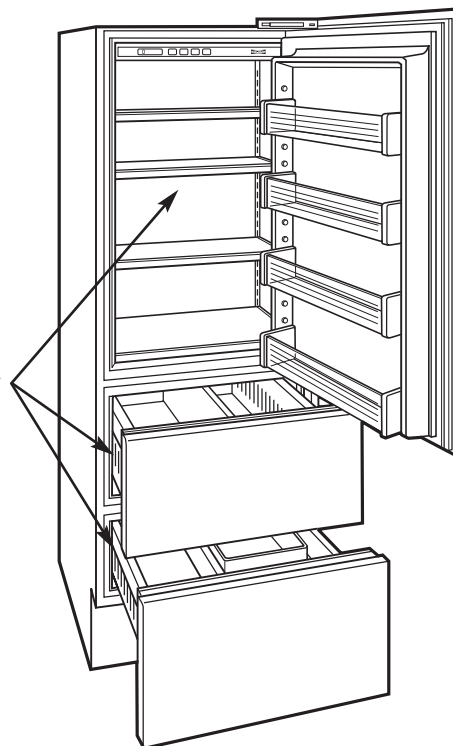


Figure 1-4. Model 700TF-3 & 700TFI-3

MODEL	DESCRIPTION
736TC-3	700 Series, 36" Wide Tall Combination Refrigerator/Freezer, 3rd Design Build
736TCI-3	700 Series, 36" Wide Tall Combination Refrigerator/Freezer, w/Icemaker, 3rd Design Build

Upper Refrigerator Zone

Lower Two Drawer Freezer Zone

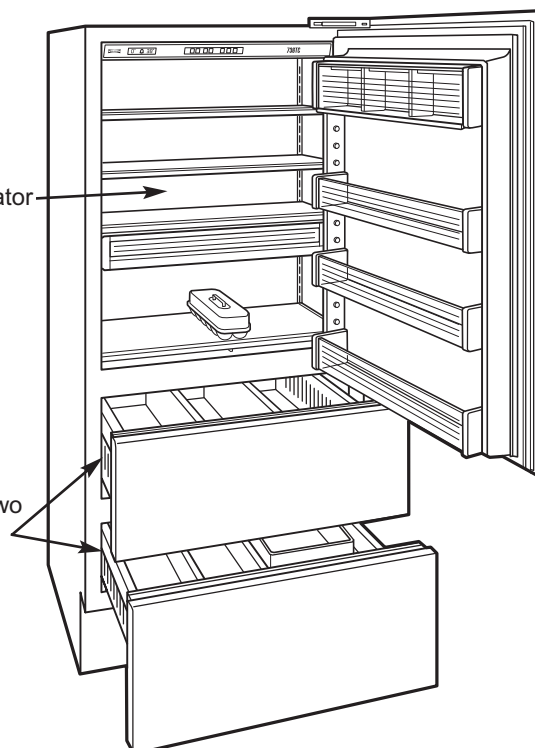


Figure 1-5. Model 736TC-3 & 736TCI-3

MODEL	DESCRIPTION
736TR-3	700 Series, 36" Wide Tall Refrigerator, 3rd Design Build

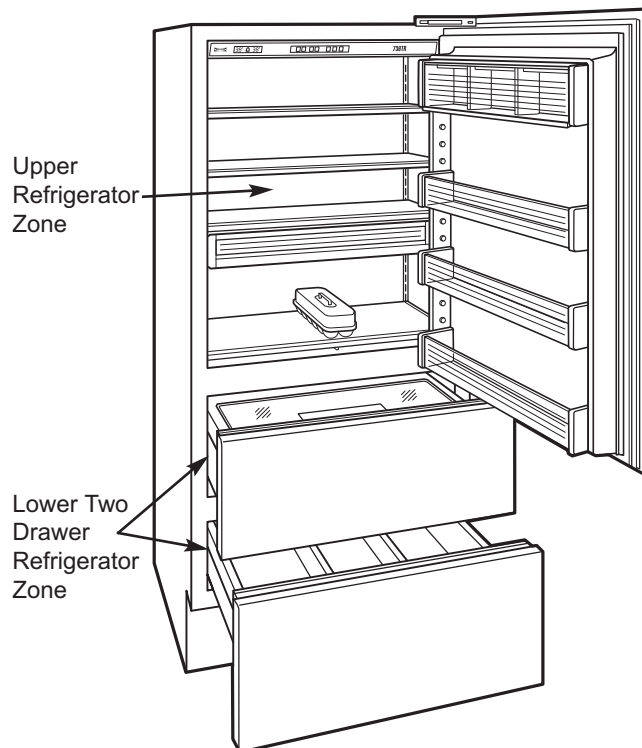


Figure 1-6. Model 736TR-3