



The Power to Surprise

Enjoy Your Work

**K2500 K2700 K3000S**



Wherever you need to go...it's ready

The refreshed K-series truck from Kia is going to change the way you look at trucks. With greater utility and a level of refinement you would expect to find in only a passenger car, the K-series truck not only makes getting the job done easier, it lets you do it in comfort.



## It's all in the details

We've built a reputation for durability and value, and there's no better example of this than the Kia K-series truck. With its modern looks, dynamic performance and attention to detail, the K-series truck sets a new standard for the segment in every respect. The exterior is highlighted by a large protective front bumper, advanced aerodynamic cab design and Kia's family-look tiger nose grille found on its stylish passenger car lineup.







## Designed for your needs

Space and comfort for you and the crew is vital to get the job done, and the double cab design of the K-series truck results in a super spacious cabin. The seats are designed to provide maximum comfort and support for people of all shapes and sizes, with seating for up to six occupants (double cabin). To minimize fatigue, the driver's seat features extra thick cushions in the seat back and bottom as well as adjustable lumbar support at the touch of a button. Full-cloth, extended sliding seats and 3-step headrests ensure that driving is a pleasure. The K-series' comfort extends to the ergonomic design of the crash pad and controls, clear and informative LED gauge cluster, and intuitive layout of the centre console and sound system. For organizing small miscellaneous items, the front centre seatback folds down to reveal a multi-functional console for practical storage, in addition to a storage space within the centre console. The rear seats also fold down to provide a second row cargo area.

1. Driver lumbar support
2. Aux / USB
3. Supersize cabin

### Folding key

A new folding key with remote lock/unlock is just one of the new convenient touches that shows Kia's attention to detail.







# Load or unload anytime, anywhere

The K-series truck is the right companion for large cargo hauling or any construction job thanks to strength and space that belie its manoeuvrability. Not only does the bed size give you the length and width to accommodate the bulkiest of cargo, but it also is closer to the ground to make manual loading and unloading easier. The K-series truck's compact size coupled with a tight turning circle and power-assisted steering ensures flexible access to a wide range of loading and unloading areas. Fully hinged side panels and loading area back panel can be lowered up to 180 degrees, while professional touches like the folding-type stopper for longer loads, the practical and easy grip catcher, the rubber wraparound rear gate chains, and the durable rounded brim cover provide the ultimate in cargo security and peace of mind.

## Cargo space

The K-series truck features a 3,110 mm extra long (standard) and 1,630 mm wide bed, giving you abundant loading capacity. The railed truck bed has a low height of 733 mm for easier access when loading and unloading.



### 1. Folding-type stopper

Safely props up long items that extend beyond the bed.

### 2. Easily operated catcher


Promises better grip thanks to its ergonomic handle while the inner spring ensures smooth movement.

### 3. Covered rear gate chain

The wraparound cover protects the chain from corrosion, thus maintaining lifelong use.

### 4. Round-edged brim cover

Allows easier loading and unloading as well as greater durability than edged designs.





# Wider, longer, faster... simply better

The K-series truck is simply better than its rivals. Its sufficient loading capacity, class-leading engine and brake performance, aerodynamic styling and focus on driver refinements help you focus on the work at hand.



## ESC (Electronic Stability Control )

ESC is an active safety feature that provides optimized braking and engine torque control by monitoring individual wheel speed, steering angle and skidding.



# We care first & foremost about you

Kia engineers carefully considered what a driver needs from a work truck, and have equipped the K-series with three advanced engine options. The new turbocharged A-II 2.5 litre diesel engine that powers the K2500 provides the highest output and torque in the lineup, while offering frugal fuel consumption. The 2.7 litre J2 diesel powerplant in the K2700 is a top performer, offering quiet and economical performance, while the 3.0 litre JT diesel engine found in the K3000S provides considerable power and torque to maximize your hauling capability. All K-series engines are mated to a smooth and fuel-efficient 5 or 6-speed manual transmission to ensure you make light work of even heavy loads. No matter which K-series truck you choose, you'll be treated to enhanced convenience and safety features. The back warning system alerts you to any obstacles behind the vehicle, the locking differential delivers varying propulsion to the wheels for enhanced traction even on off-road or icy surfaces, and the driver airbag gives you ultimate peace of mind.

## 5/6-Speed transmission

Both the 6-speed manual (available only for K2500) or 5-speed manual transmission offer improved fuel efficiency and durability as well as smoother great shifts and NVH performance, resulting an enhanced ride and comfort.



- 1. Back warning system
- 2. Locking differential
- 3. Driver airbag



Available only for K2500



Available only for K2500

## 3.0 (JT) diesel engine

The K3000S is equipped with a 2,956 cc JT engine which delivers 85 ps (63 kW) at 4,000 rpm and 18.5 kg-m (181 Nm) of torque at 2,200 rpm, offering sufficient power to haul the heaviest of loads.

## 2.7 (J2) diesel engine

The improved 2,665 cc J2 engine is a normally aspirated unit which produces 80 ps (66 kW) at 4,000 rpm and 16.8 kg-m (165 Nm) of torque at 2,400. It generates quiet, capable and economic efficiency.

## A-II 2.5 diesel engine

The 2,476 cc intercooled turbocharged engine of the K2500 pushes performance output to 130 ps (96 kW) at 3,800 rpm and 26.0 kg-m (255 Nm) of torque at 1,500-3,500 rpm, enabling a maximum speed of up to 127 km/h.



It's not just a work tool,  
it's your trusted business partner!

We at Kia have built our reputation on durability and value, and there's no better example of this than the K-series truck. Its advanced looks, dynamic performance and attention to detail are all you could ask for in an everyday work truck.



Standard cabin



Super cabin




Double cabin




# K-series in detail

The K-series truck is simply head and shoulders above the pack. Its sufficient loading capacity, high levels of engine and brake performance, and multitude of convenience features and driver-focused refinements allow you to focus on the job at hand.



## Body & interior colours



Clear White (UD)



Cloth (Urban Gray)



Artificial leather (Urban Gray)



Marine Blue (MA)



Cloth (Maroon Red)



Artificial leather (Chocolate Brown)



**Hood with garnish:** Features Kia's signature family-look grille and chrome accents to convey a subtle touch of luxury.



**Front open panel:** Allows you to easily check fluid levels and refill when necessary.



**Rear license plate holder & step:** Provides a convenient way to extend your reach when loading or unloading items.



**Heater:** Rapidly warms the cabin on chilly days thanks to four separate vents.



**Power & tilt steering wheel:** Makes maneuvering the K-series truck a breeze while also allowing you to set your preferred steering wheel height position for maximum comfort.



**Radio+CD+MP3+Bluetooth with USB+AUX & Audio Remote Control:** Fills the riding space with premium sound while offering maximum connectivity to external music devices.



**Front fog lamps:** Ensure maximum visibility in foggy conditions so that you get the job done safely.



**Power windows:** Operate smoothly at the touch of a button mounted on the door armrest.



**Tinted glass:** Keeps the cabin temperature at a comfortable level when working in hot weather conditions.



**Glove box:** Offers convenient storage solutions for small items while providing up to 11.13 litres of total space.



**Steering wheel audio remote:** Allows you to safely control a number of audio system functions without taking your eyes off the road.



**Bluetooth steering wheel controls:** Enables use of your Bluetooth-enabled mobile phone for a safe journey.



The K-series truck is...

**CONCEPT** The K-series breaks new ground in the light commercial truck market by combining sturdy and powerful handling with the performance, ergonomics and aerodynamic styling normally seen only in passenger car segments. Its flatbed rear offers practicality for any job while its robust construction and braking ability make it a safe companion on the road. Refined driving characteristics and driver-focused touches ensure that a hard day’s work is done in ultimate comfort.

**DESIGN** The K-series clean and streamlined exterior is a perfect complement to its sedan-like feeling inside. Its aerodynamic face with integrated front headlamps is accentuated by Kia’s family-look ‘tiger nose’ grille. On the inside, the sleek cluster and fascia design along with the sculpted contours of the door trim result in a stylish cabin fit for long journeys.

**CONVENIENCE** Buying a truck doesn’t mean you can’t enjoy the comfort and latest features available today’s passenger cars like a soft touch power steering wheel, tilt steering column and armrest power window switch. The compact climate control system provides enhanced efficiency while increasing legroom, while plenty of practical storage spaces can be found in the door trim, centre fascia and front centre seatback.

**PERFORMANCE** Power and acceleration combined with responsive braking is common across the entire K-series range. For stable handling even when carrying the heaviest of loads, the suspension is designed to hold the vehicle firmly to the road when cornering with the help of gas shock absorbers.

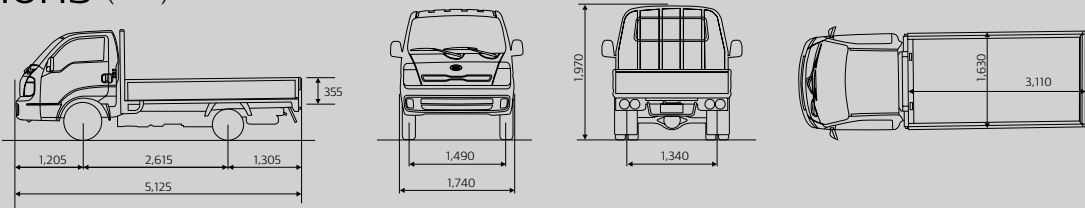
**SAFETY** The K-series truck is built to help reduce potential injury through sturdy body construction that helps keep protect occupants from impact forces. The re-inforced chassis frame with side cross member provides supreme durability and safety that exceeds the competition, while robust braking and a locking differential ensure superior control.

**N. V. H.** The numerous causes of wind noise into the cabin have been treated with wider weather stripping, enhanced roof design and improved windshield molding. To minimize engine noise and vibration, the engine mounting rubber has been enlarged with a dual sealed lid on the engine room hole, while tighter fit panels inside the cabin and more a durable chassis help to minimise engine vibration.

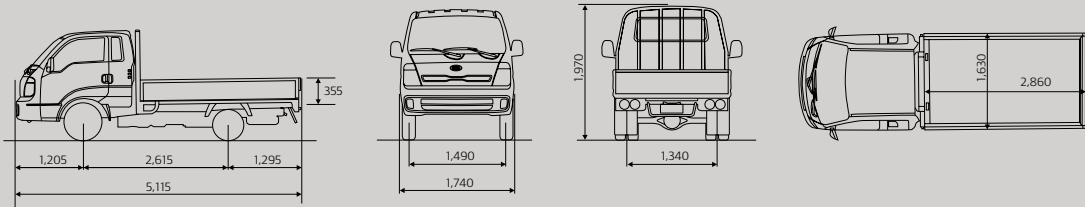
**MAINTENANCE** Regular maintenance is no longer a burden if you own a K-series truck. Simply open the hood to check and refill fluids as you would with a passenger vehicle. An improved layout from the front end and engine hood to the electric panel makes access for maintenance easier and helps prolong the life of the vehicle.

Dimensions (mm)

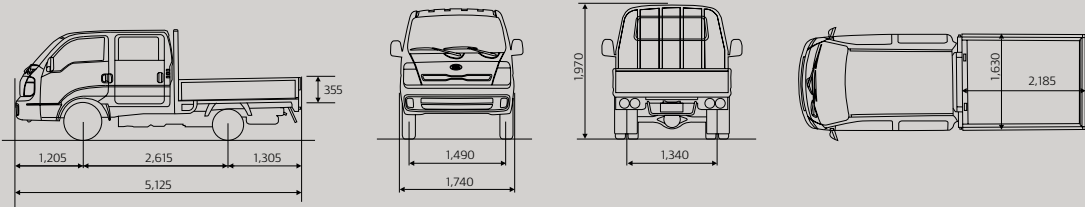
Standard cabin ▶ (K2700)



Super cabin ▶ (K2700)



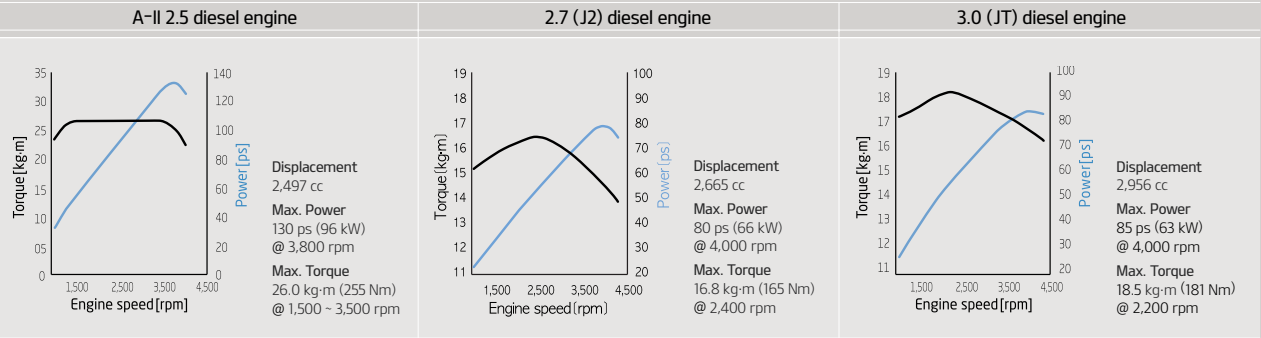
Double cabin ▶ (K2700)



Specifications

| Dimensions (mm)                           | Model         | K2500            |       |        |                | K2700      |        |                  |       |        |                   |        | K3000S           |       |
|---|---------------|------------------|-------|--------|----------------|------------|--------|------------------|-------|--------|-------------------|--------|------------------|-------|
|   | Rear deck     | Extra Long / Low |       |        | Long/High(2WD) | Long / Low |        | Extra Long / Low |       |        | Long / High (4WD) |        | Extra-Long / Low |       |
|   | Cabin type    | Standard         | Super | Double | Standard       | Standard   | Double | Standard         | Super | Double | Standard          | Double | Standard         | Super |
|   | Seat capacity | 3                | 3     | 6      | 3              | 3          | 6      | 3                | 3     | 6      | 3                 | 6      | 3                | 3     |
| Overall length                            |               | 5,125            | 5,115 | 5,125  | 4,825          | 4,825      | 4,810  | 5,125            | 5,115 | 5,125  | 4,825             | 4,810  | 5,455            | 5,430 |
| Overall width                             |               | 1,740            | 1,740 | 1,740  | 1,740          | 1,740      | 1,740  | 1,740            | 1,740 | 1,740  | 1,740             | 1,740  | 1,750            | 1,750 |
| Overall height                            |               | 1,995            | 1,995 | 1,995  | 1,995          | 1,975      | 1,975  | 1,970            | 1,970 | 1,970  | 1,970             | 2,090  | 2,095            | 2,095 |
| Wheelbase                                 |               | 2,615            | 2,615 | 2,615  | 2,415          | 2,415      | 2,415  | 2,615            | 2,615 | 2,615  | 2,415             | 2,415  | 2,810            | 2,810 |
| Front overhang                            |               | 1,205            | 1,205 | 1,205  | 1,205          | 1,205      | 1,205  | 1,205            | 1,205 | 1,205  | 1,205             | 1,205  | 1,265            | 1,265 |
| Rear overhang                             |               | 1,305            | 1,295 | 1,305  | 1,205          | 1,205      | 1,190  | 1,305            | 1,295 | 1,305  | 1,205             | 1,190  | 1,380            | 1,355 |
| Front wheel tread                         |               | 1,490            | 1,490 | 1,490  | 1,490          | 1,490      | 1,490  | 1,490            | 1,490 | 1,490  | 1,490             | 1,505  | 1,470            | 1,470 |
| Rear wheel tread                          |               | 1,340            | 1,340 | 1,340  | 1,460          | 1,340      | 1,340  | 1,340            | 1,340 | 1,340  | 1,460             | 1,460  | 1,270            | 1,270 |
| Interior leg room (1 <sup>st</sup> )      |               | 985              | 985   | 985    | 985            | 985        | 985    | 985              | 985   | 985    | 985               | 985    | 985              | 985   |
| Interior leg room (2 <sup>nd</sup> )      |               | -                | -     | 705    | -              | -          | 705    | -                | -     | 705    | -                 | 705    | -                | -     |
| Interior head room (1 <sup>st</sup> )     |               | 1,026            | 1,026 | 1,026  | 1,026          | 1,026      | 1,026  | 1,026            | 1,026 | 1,026  | 1,026             | 1,026  | 1,026            | 1,026 |
| Interior head room (2 <sup>nd</sup> )     |               | -                | -     | 995    | -              | -          | 995    | -                | -     | 995    | -                 | 995    | -                | -     |
| Interior shoulder room (1 <sup>st</sup> ) |               | 1,473            | 1,473 | 1,473  | 1,473          | 1,473      | 1,473  | 1,473            | 1,473 | 1,473  | 1,473             | 1,473  | 1,473            | 1,473 |
| Interior shoulder room (2 <sup>nd</sup> ) |               | -                | -     | 1,470  | -              | -          | 1,470  | -                | -     | 1,470  | -                 | 1,470  | -                | -     |
| Rear deck length                          |               | 3,110            | 2,860 | 2,185  | 2,810          | 2,810      | 1,870  | 3,110            | 2,860 | 2,185  | 2,810             | 1,870  | 3,400            | 3,135 |
| Rear deck width                           |               | 1,630            | 1,630 | 1,630  | 1,630          | 1,630      | 1,630  | 1,630            | 1,630 | 1,630  | 1,630             | 1,630  | 1,650            | 1,650 |
| Rear deck height                          |               | 355              | 355   | 355    | 355            | 355        | 355    | 355              | 355   | 355    | 355               | 355    | 355              | 355   |
| Rear deck deck height                     |               | 770              | 770   | 770    | 855            | 754        | 754    | 733              | 733   | 733    | 844               | 844    | 811              | 811   |
| Rear deck deck Weight                     |               | 216              | 201   | 174    | 225            | 201        | 155    | 216              | 201   | 174    | 229               | 171    | 216              | 201   |
| Ground clearance                          |               | 135              | 135   | 135    | 200            | 145        | 145    | 145              | 145   | 145    | 203               | 203    | 160              | 160   |
| Fuel tank capacity (litres)               |               | 65               | 65    | 60     | 65             | 60         | 60     | 60               | 60    | 60     | 60                | 60     | 60               | 60    |

Engines



All information contained herein was based upon the latest available information at the time of printing. Descriptions are believed to be correct, and Kia Motors Corporation makes every effort to ensure accuracy, however accuracy cannot be guaranteed. From time to time, Kia Motors Corporation may need to update or make changes to the vehicle features and other vehicle information reported in this brochure. Some vehicles shown include optional equipment that may not be available in some regions. All video and camera screens shown are simulated. Kia Motors Corporation, by the publication and dissemination of this material, does not create any warranties, either express or implied, to any Kia products. Contact your local Kia dealer for the most current information.

© 2015 Kia Motors Corporation. Reproduction of the contents of this material without the permission of Kia Motors Corporation is prohibited.



# The Power to Surprise

Kia is the newest and most exciting force of change in the automotive world and we are ready to change the way you feel and think about driving. More than just a promise, we are committed to making driving a true pleasure for customers across the globe. With youthful and dynamic styling and the latest in advanced technologies, Kia cars are turning heads the world over with the power to surprise. From the Picanto to the Mohave, Kia offers a full lineup of sedans, SUVs and MPVs that are not only practical and stylish but downright exhilarating to drive. Keep your eyes on Kia because our best has yet to come.

## About Kia Motors Corporation

Kia Motors Corporation ([www.kia.com](http://www.kia.com)) - a maker of quality vehicles for the young-at-heart - was founded in 1944 and is Korea's oldest manufacturer of motor vehicles. Over 2.7 million Kia vehicles a year are produced in 10 manufacturing and assembly operations in five countries which are then sold and serviced through a network of distributors and dealers covering around 150 countries. Kia today has around 48,000 employees worldwide and annual revenues of over US\$43 billion. It is the major sponsor of the Australian Open and an official automotive partner of FIFA - the governing body of the FIFA World Cup™. Kia Motors Corporation's brand slogan - "The Power to Surprise" - represents the company's global commitment to surprise the world by providing exciting and inspiring experiences that go beyond expectations.



<http://www.facebook.com/Kiamotorsworldwide>



[http://twitter.com/Kia\\_Motors](http://twitter.com/Kia_Motors)



<http://www.youtube.com/KiaBUZZ>



<http://Kia-buzz.com>



## Kia Motors Corporation

12 Heolleung-ro, Seocho-gu, Seoul, 137-938, Korea

[www.kia.com](http://www.kia.com)

1503-JS-KM/GE-LHD

