


UGREEN

Ultra Slim Wireless Keyboard

Model: KU005



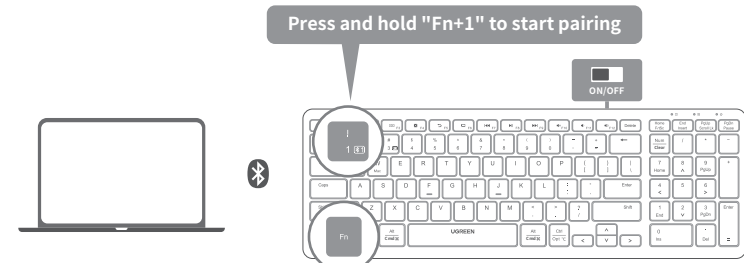
User Manual

EN

Bluetooth Mode

The keyboard can pair up to 3 devices, you can press and hold the combos "Fn+1", "Fn+2" or "Fn+3 " to enter pairing mode. For pairing with the 1st devices:

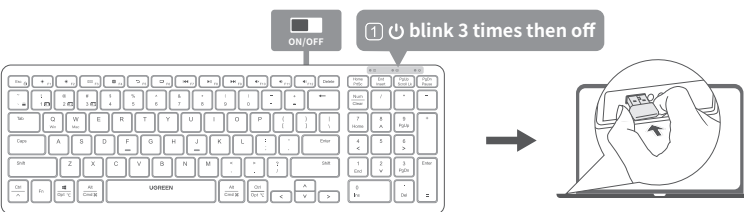
1. Slide the switch on the back of the keyboard to "ON".
2. Press and hold the "FN+1" to enter pairing mode and the indicator of 1 blinks.
3. For Windows 10 or later: please follow the popup window to complete the pairing.
For other systems: please connect to "UGREEN KB 5.0" from your device Bluetooth list.
4. Successful pairing: The indicator of the 1 quickly blinks 3 times and then turns off. Please refer to the steps above if you need to pair the 2nd or 3rd devices.



The name of the keyboard may be UGREEN KB 5.0 (for Windows 8 or later) or UGREEN KB 3.0 (for Windows 7).

2.4G Mode

1. Slide the switch on the back of the keyboard to "ON".
2. Plug the receiver into the computer USB port. The 1 and 2 would blink 3 times then turn off.



Mode Select

		2.4G / Bluetooth	Indicator (upper right corner of the keyboard)	Status
			1	Quickly blinks 3 times then off
Fn	+	1	1	
		2	A	

Systems Select

Fn	+	Q	Switch to Windows	Switching completed: 1 A 2 blink 3 times simultaneously
		W	Switch to macOS	

Note: The keyboard layout defaults to Windows.

Fn Keys

To enable/disable Fn lock: short press the "Fn + Esc".
When Fn lock is enabled: use the hotkey function by pressing "Fn + function keys".
When Fn lock is disabled: use the hotkey function by pressing a single function key.

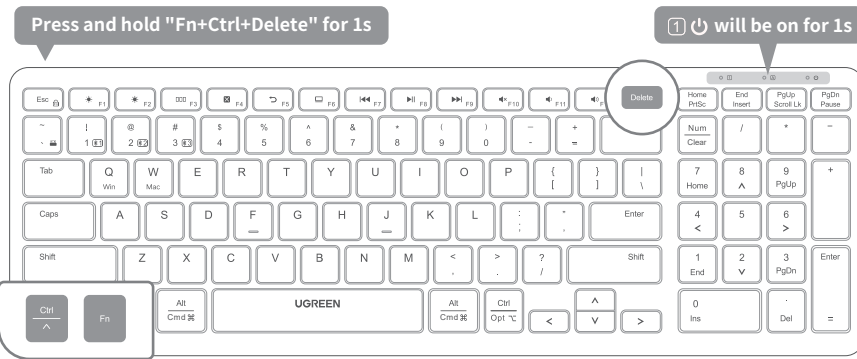
FN Lock	Windows (Default)	macOS (Default)
F1	Screen brightness down	Screen brightness down
F2	Screen brightness up	Screen brightness up
F3	Task-switching	Window-switching
F4	Close	Close
F5	Refresh	Reload
F6	Turn on the PC	Turn on the PC
F7	Previous track	Previous track
F8	Play/Pause	Play/Pause
F9	Next track	Next track
F10	Mute	Mute
F11	Volume down	Volume down
F12	Volume up	Volume up
Home	Home	N/A
End	End	
Page Up	Page Up	
Page Down	Page Down	

Charging

Status	Indicator
Low Battery	Red indicator blinks 10 times
Charging	Solid red
Fully Charged	Red indicator turns off

Tip: The keyboard will automatically turn off, and the keys have no response when the battery is too low.

Factory Reset



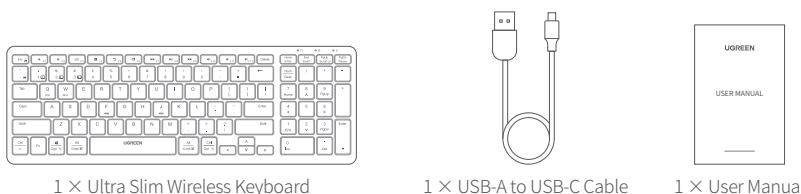
WARNING

- The product contains polymer lithium-ion battery, please do not dismantle, crush, squeeze or expose it to fire.
- Stop using when it is swollen.
- Do not expose the product to excessive temperature.
- Stop using when the battery is submerged.
- Keep out of reach of children.
- If a battery is swallowed or inserted elsewhere in the body, please seek emergency care immediately.

Specifications

Model	KU005
Connectivity	Bluetooth/2.4GHz
Bluetooth Version	5.0
Frequency Range	2400 MHz-2483.5 MHz
Max. RF Output Power	4 dBm (conducted)
Transmission Distance	10m Max (no blocking)
Keyboard Key Lifecycle	10,000,000 times
Travel Distance	1.2 mm
Battery Type	Polymer Lithium-Ion Battery
Battery Energy	1.48Wh (400mAh 3.7V)
Limited Charging Voltage	5.25V
Charging Time	About 2 hours
Charging Port	USB-C
Compatible Systems	Windows 7/8.1/10/11
	macOS 10.5 or later
	iOS 15 or later
	iPadOS 14 or later
	Linux
	Chrome OS
	Android 5.0 or later
	HarmonyOS

Package Contents



FCC Statement



This device complies with part 15 of the FCC Rules. Operation is subject to the following two conditions: (1) This device may not cause harmful interference, and (2) this device must accept any interference received, including interference that may cause undesired operation.
Warning: Changes or modifications not expressly approved by the party responsible for compliance could void the user's authority to operate the equipment.
FCC Radiation Exposure Statement
This equipment complies with FCC radiation exposure limits set forth for an uncontrolled environment. This transmitter must not be co-located or operating in conjunction with any other antenna or transmitter.

FCC NOTE: This equipment has been tested and found to comply with the limits for a Class B digital device, pursuant to part 15 of the FCC Rules. These limits are designed to provide reasonable protection against harmful interference in a residential installation. This equipment generates, uses and can radiate radio frequency energy and, if not installed and used in accordance with the instructions, may cause harmful interference to radio communications. However, there is no guarantee that interference will not occur in a particular installation. If this equipment does cause harmful interference to radio or television reception, which can be determined by turning the equipment off and on, the user is encouraged to try to correct the interference by one or more of the following measures:
—Reorient or relocate the receiving antenna.
—Increase the separation between the equipment and receiver.
—Connect the equipment into an outlet on a circuit different from that to which the receiver is connected.
—Consult the dealer or an experienced radio/TV technician for help.

The device has been evaluated to meet general RF exposure requirement. The device can be used in portable exposure condition without restriction.

IC Statement

EN
This device complies with Industry Canada licence-exempt RSS standard(s). Operation is subject to the following two conditions:
(1) this device may not cause interference;
(2) this device must accept any interference, including interference that may cause undesired operation of the device.

FR
Le présent appareil est conforme aux CNR d'Industrie Canada applicables aux appareils radio exempts de licence. L'exploitation est autorisée aux deux conditions suivantes:
(1) l'appareil ne doit pas produire de brouillage;
(2) l'utilisateur de l'appareil doit accepter tout brouillage radioélectrique subi, même si le brouillage est susceptible d'en compromettre le fonctionnement.

CANICES 00209 / NAB-00209
L'appareil a été évalué pour répondre aux exigences générales d'exposition aux RF. L'appareil peut être utilisé dans des conditions d'exposition portable sans restriction.

Important WEEE Information



This symbol on the product(s) and / or accompanying documents indicates that, under the new Directive 2012/19/EU on waste electrical and electronic equipment (WEEE), product(s) used electrical and electronic equipment (WEEE) should not be mixed with general household waste. For proper treatment, recovery and recycling, please take this product(s) to designated collection points where it will be accepted free of charge.
Disposing of this product correctly will help save valuable resources and prevent any potential negative effects on human health and the environment, which could otherwise arise from inappropriate waste handling.
Please contact your local authority for further details of your nearest designated collection point.
Penalties may be applicable for incorrect disposal of this waste, in accordance with your national legislation.
For professional users in the European Union
If you wish to discard electrical and electronic equipment (EEE), please contact your dealer or supplier for further information.
For disposal in countries outside of the European Union
This symbol is only valid in the European Union (EU). If you wish to discard this product please contact your local authorities or dealer and ask for the correct method of disposal.

EU Declaration of Conformity



Hereby, Ugreen Group Limited declares that the product is in compliance with Directive 2014/53/EU & 2011/65/EU. Learn more about the EU Declaration of Conformity is available at the following internet address: <https://www.ugreen.com/download>
Ugreen Group Limited
Add: Ugreen Building, Longcheng Industrial Park, Longguan Road, Longhua, Shenzhen, China
EU REP: Ugreen Group GmbH
Add: Mannheimer Str. 13, 30880 Laatzen, Germany

GB Declaration of Conformity



Hereby, Ugreen Group Limited declares that the product is in compliance with Directive UK Radio Equipment Regulations (SI 2017 No.1206) & The Restriction of the Use of Certain Hazardous Substances in Electrical and Electronic Equipment Regulations 2012 (SI 2012 No.3032). Learn more about the GB Declaration of Conformity is available at the following internet address: <https://www.ugreen.com/download>

Ugreen Group Limited
Add: Ugreen Building, Longcheng Industrial Park, Longguan Road, Longhua, Shenzhen, China
UK REP: Acumen International Business Consultancy Limited
Add: 94 Oak Street, Abingdon, OX14 5DH, UK

Warranty Information

A limited 2-year warranty applies to all UGREEN products purchased from UGREEN official store or authorized sellers. Please feel free to contact us if you run into any problems.