



OPERATION MANUAL

VEHICLE TRANSPONDER

EOS-RTLS-VT3463

1.3

Solcon Systemtechnik GmbH
Niels-Bohr-Ring 3-5 23568 Lübeck
Telefon: +49 (0)451 40948 0
Telefax: +49 (0)451 40948 88

Copyright

© Solcon Systemtechnik GmbH 2024

This documentation is protected by copyright. The resulting rights, in particular those of translation, reprinting, the removal of illustrations, radio transmission, reproduction by photomechanical or similar means and storage in data processing systems, are reserved, even if only used in extracts.

TABLE OF CONTENTS

1	Introduction	3
1.1	Subject to Change	3
1.2	Declaration of Conformity	3
2	Safety and Use	4
3	Scope of delivery	5
4	Installation and commissioning	6
5	Maintenance and care	8
6	Warranty	8
7	Device specification	9

	Status	Version	Date	Page
	Release	1.3	27.08.2024	2/10

1 Introduction

The EOS RTLS vehicle transponder is used to locate vehicles via UWB radio and to enable information to be exchanged between the vehicle and the EOS RTLS.

It is designed for indoor use only. If the tag leaves the locating field and does not receive a heartbeat from the indoor infrastructure, it will stop sending signals until it re-enters the locating field

These instructions contain general information on the installation, operation, handling and care of the device as well as information on the structure and its functions.

1.1 Subject to Change

Solcon Systemtechnik reserves the right to make changes to these instructions or the products described from the current series in consultation with Jungheinrich AG.

Solcon Systemtechnik assumes no responsibility for technical or editorial omissions and/or errors in this manual.

1.2 Declaration of Conformity



This device can be expected to comply with part 15 of the FCC Rules provided it is assembled in exact accordance with the instructions provided with this kit. Operation is subject to the following conditions: (1) This device may not cause harmful interference, and (2) this device must accept any interference receiving including interference that may cause undesired operation.

You can request the appropriate declaration of conformity for your device by stating the device serial number at:

Solcon Systemtechnik GmbH


Niels-Bohr-Ring 3-5

23568 Lübeck

TEL: +49(0)451-40948-0

FAX: +49(0)451-40948-88

E-MAIL: INFO@SOLCON-SYSTEMTECHNIK.DE

	Status	Version	Date	Page
	Release	1.3	27.08.2024	3/10

2 Safety and Use

Be sure to read this manual before operating the device.

These operating instructions are an important part of the scope of delivery and must also be handed over if the device is passed on.

Accident prevention regulations and safety rules must be observed!



DURING OPERATION, THERE SHOULD BE A DISTANCE OF AT LEAST 50 CM BETWEEN THE DEVICE AND PEOPLE



ONLY AUTHORIZED PERSONS ARE ALLOWED TO OPEN THE DEVICE.



BEFORE SEALING, MAKE SURE THAT THERE ARE NO LOOSE PARTS IN THE DEVICE.



THE DEVICE MUST BE PROTECTED FROM WATER. DO NOT PLACE BEVERAGES OR LIQUIDS ON THE APPLIANCE.



KEEP METALLIC OR KEEP CONDUCTIVE MATERIALS INSIDE THE APPLIANCE.




BEFORE MOVING, MOUNTING OR OPENING THE DEVICE, THE CONNECTING CABLE MUST BE DISCONNECTED FROM THE ON-BOARD POWER SUPPLY.



DAMAGED CABLES, PROTECTIVE COVERS AND PLUG MUST BE REPLACED IMMEDIATELY.

3 Scope of delivery

1x EOS-RTLS-VT3463



	Status	Version	Date	Page
	Release	1.3	27.08.2024	5/10

4 Installation and commissioning

The vehicle transponder can be attached to industrial trucks using the bracket supplied with a screw connection. There are 2 holes for the thread size M10 and additional holes for the thread size M8.

The final assembly situation must be evaluated individually for each vehicle type and determined in consultation with Solcon. The functionality in the RTLS must be verified by tests in the system each time the assembly point is changed.

The vehicle transponder can be connected to the vehicle's CAN BUS using the 14-pin flat connector. The pin assignment can be seen in Figure 2.

Attention: The vehicle transponder can only be used in conjunction with a corresponding assistance display, which is configured for the functions of the EOS-RTLS. Otherwise the full range of functions cannot be guaranteed.

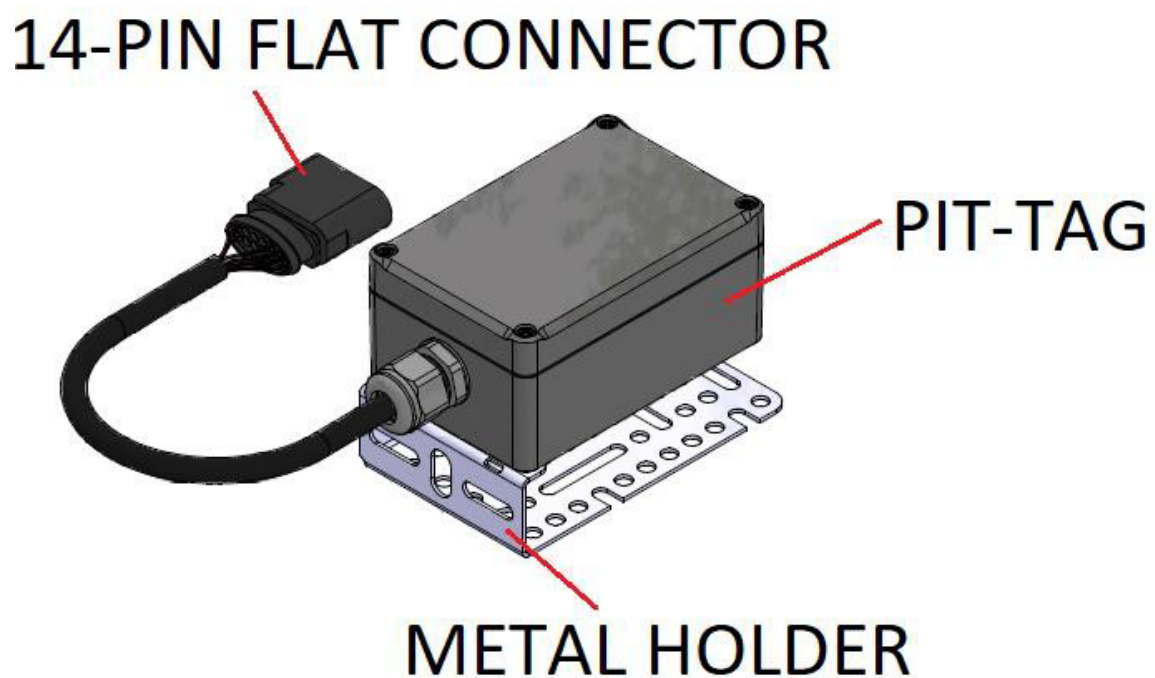



Fig. 1: PIT-TAG with holder und flat connector

	Status	Version	Date	Page
	Release	1.3	27.08.2024	6/10

Flat connector pin	Cable	Signal
01	WH	GND
02	BN	24V
12	GN	CAN2 low IN
11	YE	CAN2 high IN
14	BU	CAN2 low OUT
13	RD	CAN2 high OUT
10	GY	CAN GND
09	PI	CAN GND

Fig. 2: Cable assignment flat connector

5 Maintenance and care


The anchor is maintenance-free.

6 Warranty

The anchor is guaranteed for 12 months. The warranty is limited to design and manufacturing defects. Wear parts and damage caused by incorrect handling or use outside of the environmental specifications are excluded from the warranty. The warranty also expires if the device is opened.

In addition, our general terms and conditions apply, which can be found under the following link:

<http://www.solcon-systemtechnik.de/agb/>

	Status	Version	Date	Page
	Release	1.3	27.08.2024	8/10

7 Device specification

<i>Technical specifications</i>	
Dimensions in mm (L/W/H)	150 X 83 X 90
Weight	430g
Input voltage	24VDC
Power consumption	1,5W
Temperature range	-10°C bis 40°C

CONTACT

PHONE.: (0451)-40948-0

FAX.: (0451)-40948-88

EMAIL: INFO@SOLCON-SYSTEMTECHNIK.DE

WWW.SOLCON-SYSTEMTECHNIK.DE



D Note on environmental protection

At the end of its useful life, this product must not be disposed of with normal household waste, but must be taken to a collection point for the recycling of electrical and electronic equipment.

The symbol on the product, the instructions for use or the packaging indicates this.

The materials are recyclable according to their labeling. By reusing, material recycling or other forms of recycling old devices, you are making an important contribution to protecting our environment. Please ask the municipal administration for the responsible disposal point.

Note:

You are also welcome to contact us at info@solcon-systemtechnik.de with the subject disposal of old devices, we will be happy to help you.

	Status	Version	Date	Page
	Release	1.3	27.08.2024	9/10

Solcon Systemtechnik GmbH

Niels-Bohr-Ring 3-5

D-23568 Lübeck

Tel.: +49(0)451- 4094 8 - 0

Fax.: +49(0)451- 4094 8 - 88

info@solcon-systemtechnik.de

www.solcon-systemtechnik.de



	Status	Version	Date	Page
	Release	1.3	27.08.2024	10/10