

At Buzbug we are devoted to a **greener future** as pioneers in **energy conservation** for the pest control industry. We are front-lining the technology by replacing UV bulbs with **state of the art UV-LEDs**. We are also proud to introduce solar solutions for some of our outdoor pest control products.



Scan Now
Get Instant Help!



12-Month Hassle-Free
Replacement or Refund.



Live chat: www.buzbug.com



Email: support@buzbug.com

Before Using

Q.1 Why doesn't the UV-LED light turn on after plugging it in?

1. This model features a switch button. Please check that the switch is turned on.
2. Try plugging the device into another power source to check if the issue persists.
3. The switch may have experienced shipment damage, physical damage, or both. Please contact us immediately so that we can send you a new one.

Q.2 Is it necessary to clean my flying insect trap regularly?

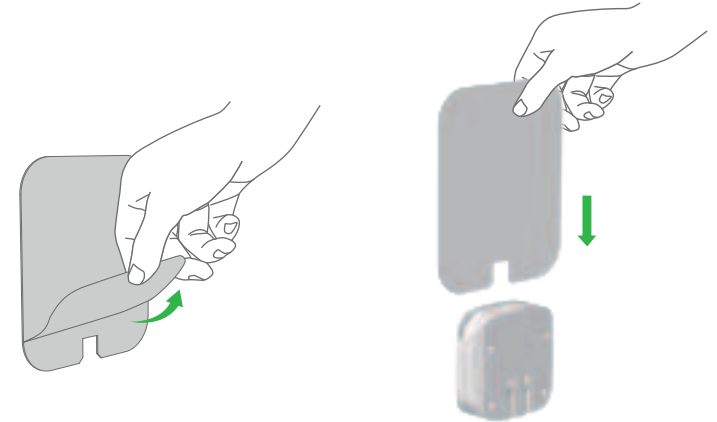
The accumulation of dead insects can reduce the product's effectiveness. For optimal performance:

- Replace the sticky board regularly (every 2 weeks or as needed).
- Clean the device using a dry cloth or soft brush.
- Never immerse the product in water or use abrasive solvents to clean the plastic.

Tips: For optimal insect-catching performance, position the flying insect trap in a dark environment, away from other light sources.

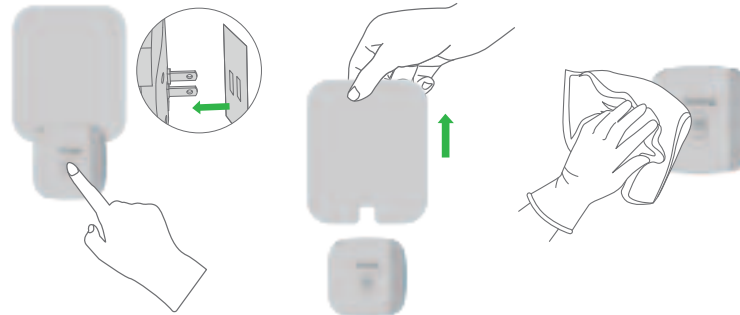
4. Peel off the protective papers from the new sticky board, taking care not to touch the sticky surface.

5. Insert the new sticky board into the slot.



Q.3 How do I correctly replace the sticky board?

1. Before replacing the sticky board, ensure the device is powered off and unplugged.
2. Remove the old sticky board.
3. Use a dry cloth or soft brush to remove any dust or debris.



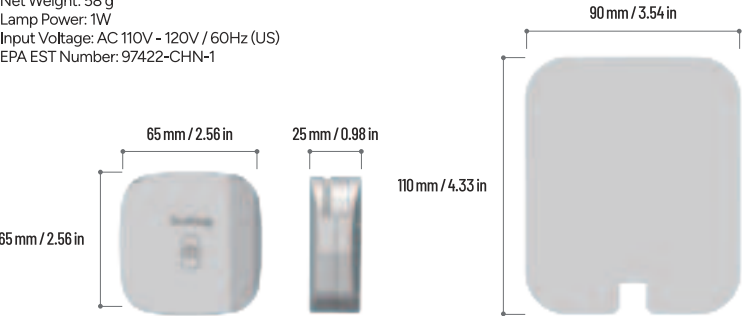
Introducing UV-LED Beads

Buzbug utilizes advanced dual-core UV-LED beads that emit 365nm and 395nm wavelengths—frequencies that are highly attractive to mosquitoes but less noticeable to the human eye, especially the 365nm wavelength. The mild glow is safe for humans, energy-efficient, and designed to minimize light pollution. Remember, mosquitoes are drawn to UV wavelengths, not the brightness of visible light.

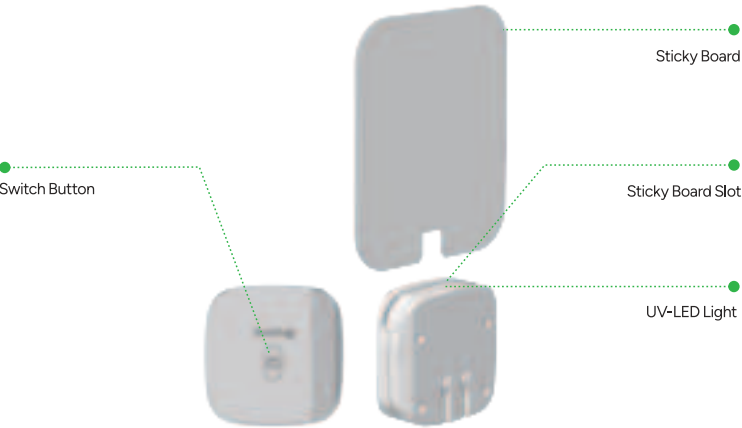
FLYING INSECT TRAP WITH GLUE CARDS

TIP10

User Manual
Net Weight: 58 g
Lamp Power: 1W
Input Voltage: AC 110V - 120V / 60Hz (US)
EPA EST Number: 97422-CHN-1



Product Diagram:



Working Environment:
This product is designed for indoor use only. This product is not waterproof—avoid exposure to water or moisture. Keep the device away from curtains and other flammable materials.

1. Operation

Plug the device into a power source and turn on the switch button.

2. Cleaning and Replacement

- Always turn off the switch and unplug the device before cleaning or replacing.
- To maintain optimal performance, it is recommended to replace the sticky board regularly (every 2 weeks or as needed).

⚠ Warning!

1. Do not use this product near curtains or other flammable materials.
2. This product is not waterproof. Avoid using it outdoors on rainy days and do not wash it with water to ensure safe and proper functionality.
3. Keep this product out of the reach of children.
4. Keep this product away from pets to prevent pet hair from sticking to the sticky board.
5. Always unplug the device from the main power supply when not in use.
6. Store the device, along with all its accessories and the instruction manual, in a safe and dry place when not in use.
7. Do not disassemble the device without permission. If repairs are needed, contact an authorized repairer or a qualified professional.
8. Skin or eye damage may result from prolonged direct viewing of the light produced by the lamp in this apparatus. Install the product at a minimum 1m distance from spaces with continuous 8-hour human activities so that people are not continuously exposed to UV.

FCC STATEMENT:

Any changes or modifications not expressly approved by the party responsible for compliance could void the user's authority to operate the equipment. This device complies with part 15 of the FCC Rules. Operation is subject to the following two conditions: (1) this device may not cause harmful interference, and (2) this device must accept any interference received, including interference that may cause undesired operation.

Note:

This equipment has been tested and found to comply with the limits for a Class B digital device, pursuant to part 15 of the FCC Rules. These limits are designed to provide reasonable protection against harmful interference in a residential installation. This equipment generates uses and can radiate radio frequency energy and if not installed and used in accordance with the instructions, may cause harmful interference to radio communications. However, there is no guarantee that interference will not occur in a particular installation. If this equipment does cause harmful interference to radio or television reception, which can be determined by turning the equipment off and on, the user is encouraged to try to correct the interference by one or more of the following measures:

- Reorient or relocate the receiving antenna.
- Increase the separation between the equipment and receiver.
- Connect the equipment into an outlet on a circuit different from that to which the receiver is connected.
- Consult the dealer or an experienced radio/TV technician for help.

CORRECT DISPOSAL OF THIS PRODUCT



(Waste Electrical & Electronic Equipment)
This marking shown on the product or its literature, indicate that it should not be disposed with other household wastes at the end of its working life.

To prevent possible harm to the environment or human health from uncontrolled waste disposal, please separate this from other types of wastes and recycle it responsibly to promote the sustainable reuse of material resources. Household user should contact either the retailer where they purchased this product or their local government office, for details of where and how they can take this item for environmentally safe recycling.

Business users should contact their supplier and check the terms and conditions of the purchase contract. This product should not be mixed with other commercial wastes for disposal.

Manufacturer: Zhongshan Eagle Electrical Co., Ltd.
Address: 1st Building, No. 37 Jinchang Road, West District, Zhongshan, Zhongshan City, CHN, 528400

