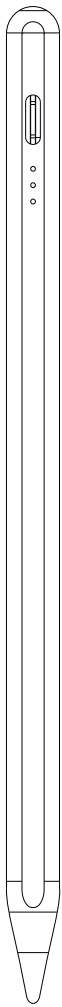


使用说明书 USER'S MANUAL



Please read this manual carefully before using the product and keep it properly

Product parameter

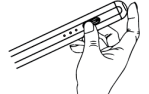
Type: Bluetooth Active Capacitive Pen
Material: metal, paint
Anti-mistouch function: yes
Tilt-pressure: yes
Input: 5V
Bluetooth: yes
Tip: replaceable tip
Applicable models:
ipad 2018 (6th generation) A1893/A1954
ipad 2019 (7th generation) A2197/A2200/A2198
ipad 2020(8th gen) A2270/A2428/A2439/A2430
ipad 2021 (9th gen) A2603/A2604/A2605
ipad 2022(10th generation) A2757/A2777
ipad mini(5th generation) A2133/A2124/A2126/A2125
ipad Air(3rd generation) A2152/A2123/A2153/A2154
ipad mini(6th generation) A2568/A2569
ipad Air(4th generation) A2316/A2324/A2325/A2072
ipad Air(5th gen) A2589/A2591
ipad Air 11-inch (model 2024) A2902/A2899/A2900
ipad Air 13-inch (model 2024) A2898/A2903/A2904
ipad Pro (11-inch) A1980/A2013/A1934/A1979
ipad Pro 11-inch (2nd gen) A2228/A2068/A2230/A2231
ipad Pro 11-inch (3rd gen) A2377/A2459/A2301/A2460
ipad Pro 11-inch (4th Gen) A2435/A2761/A2762
ipad Pro 11-inch(model 2024) A2836/A2837/A3006
ipad Pro 12.9-inch (3rd generation) A1983/A2014/A1895/A1876
ipad Pro 12.9-inch (4th generation) A2229/A2069/A2232/A2233
ipad Pro 12.9-inch (5th generation) A2378/A2461/A2379/A2462
ipad Pro 12.9-inch (6th Gen) A2437/A2764/A2766
ipad pro 13-inch (model 2024) A2925/A2926/A3007
*Please confirm that the above models are common, other models are invalid The model can be confirmed on the back of the IPAD device"

Product features

- Fashionable and simple style, aluminum alloy material with piano paint, calm and luxurious, novel durable
- Replaceable pen head design, no fear of wear and tear! New! Newly upgraded oblique bold function, pen tip: The larger the inclined area, the thicker the line
- The nib is made of special conductive material, which is finely ground. Hand-crafted smooth nib. Prevent damage to the screen
- The product is compatible with iPad models after 2018 (see product parameters for specific models) write, draw, record
- The product with Bluetooth function, can realize the Bluetooth display power function, after connecting, you can use the Pencil comes with a single click to return to you, double-click to view the multi-screen task
- Up to 12 hours of continuous use under full power, 10 minutes of inactivity without using will hibernation

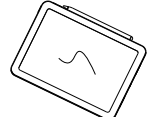
How to use

- Long press the top of the capacitive pen to turn on the power, the indicator light is on to start using, long press the top of the capacitive pen again to turn off the power, the indicator light is off.

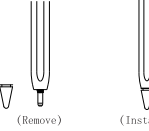


Long press for 2 seconds to turn on/off
Click to return/double-click to multitask

- With magnetic adsorption function, it can be adsorbed by lightly putting it, like Apple Pencil can be adsorbed on the tablet



- Removable and easy to replace the pen head design, no need to worry about wear! (Twist the pen head to easily remove/install)

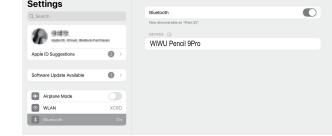


(Remove)

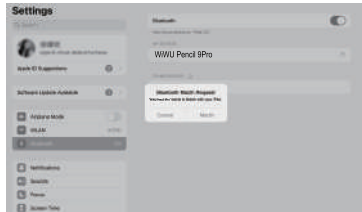
(Install)

Instructions for use

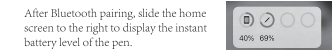
- The version of the iPad tablet is not lower than 12.2, the basic functions of the pen can be used after power on Bluetooth functions. Use after the teeth are paired
- Bluetooth pairing: Open Settings - Bluetooth Search, find WWU Pencil 9Pro, and click Complete Bluetooth pairing



Open Bluetooth search



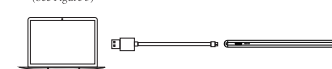
Complete Bluetooth pairing



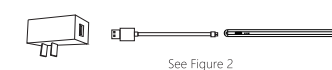
After Bluetooth pairing, slide the home screen to the right to display the instant battery level of the pen.

Charging instructions

- Please use the micro usb/Type-C charging cable to charge, connect one end to the usb port of the stylus, and the other end to the usb port on the computer or tablet. (See Figure 1)
- Connect one end of the adapter cable to the usb port of the stylus, and plug the other end into a 5V DC power adapter for charging. (See Figure 2)
- Plug the 5V mobile power with usb port directly into the stylus to charge. During the charging process, the ABC charging light will blink with the current power level, and the whole charging time is about 25 minutes. (See Figure 3)



See Figure 1



See Figure 2



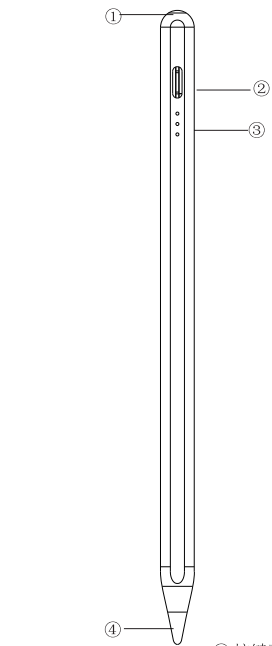
See Figure 3

Battery indicator light is white

work	A light is on	blue 0%-29%
	A light is on	blue 30%-69%
	ABC light is on	blue 70% -99 %
no power	A light is flashing	blue is lower than5%
	A light is on	blue 0%-29%
Recharge	A light is on, B light is flashing	blue 30%-69%
	A light is on, B light is on, C light is flashing	blue 70% - 99 %
full	A light is on, B light is on, C light is on	blue greater than 99%

"The above data is derived from WWU lab tests, but may vary or be inaccurate due to changes in the objective environment"

产品图示



- 按键开关
- Type - c 电 接 口
- ABC指示灯
- 可拆卸更换笔头

注：外形以实物为准
Note: The appearance is subject to the actual

产品参数

类型：蓝牙款主动式电容笔

材质：金属、烤漆

触控功能：有

触控笔：有

输入：5V

笔头：可替换笔头

适用机型：

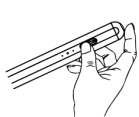
ipad 2018(6代) A1893/A1954
ipa d2019(7代) A2197/A2200/A2198
ipad 2020(8代) A2270/A2428/A2439/A2430
ipad 2021 (9代) A2603/A2604/A2605
ipad 2022(10代) A2757/A2777
ipad mini(5代) A2133/A2124/A2126/A2125
ipad Air(3代) A2152/A2123/A2153/A2154
ipad mini(6代) A2568/A2569
ipad Air(4代) A2316/A2324/A2325/A2072
ipad Air(5代) A2589/A2591
ipad Air 11英寸 (2024款) A2902/A2899/A2900
ipad Air 13英寸 (2024款) A2898/A2903/A2904
ipad Pro(11英寸) A1980/A2013/A1934/A1979
ipad Pro 11英寸 (2代) A2228/A2068/A2230/A2231
ipad Pro 11英寸 (3代) A2377/A2459/A2301/A2460
ipad Pro 11英寸 (4代) A2435/A2761/A2762
ipad Pro 11英寸 (2024款) A2836/A2837/A3006
ipad Pro 12.9英寸 (3代) A1983/A2014/A1895/A1876
ipad Pro 12.9英寸 (4代) A2229/A2069/A2232/A2233
ipad Pro 12.9英寸 (5代) A2378/A2461/A2379/A2462
ipad Pro 12.9英寸 (6代) A2437/A2764/A2766
ipad Pro 13英寸 (2024款) A2925/A2926/A3007
*请确认以上型号通用，其他型号无款 在iPad设备背面可确认机型

产品特点

- 时尚简约风格，铝合金材质配钢琴烤漆，沉稳奢华，新颖耐用
- 可更换笔头设计，无惧磨损！新升级倾斜加粗功能，笔头倾斜面积越大，线条越粗
- 笔尖采用特殊导电材料，精工研磨。人工打造出光滑笔尖，防止损伤屏幕
- 产品兼容ipad 2018款之后型号（具体机型查看产品参数）可书写、绘画、记录
- 产品带蓝牙功能，能实现蓝牙显示电量功能，连接后可以使用Pencil自带的单击返回给你，双击可查看多屏任务
- 产品满电状态下持续使用长达12小时，10分钟静止不使用闲置休眠

如何使用

- 长按电容笔顶部开机，指示灯亮开始使用，再次长按电容笔顶部关机，指示灯灭。

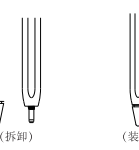


长按2秒开关机
单击返回/双击多屏任务

- 具有磁性吸附功能，轻轻一放即可吸附，如Apple pencil一样可以吸附在平板上



- 可拆卸易更换笔头设计，无需担心磨损！（轻拧笔头即可轻轻拆卸/安装）



(拆卸)

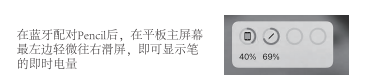
(装上)

使用说明

- ipad 平板的版本不低于12.2，笔的基本功能开机即可使用，蓝牙功能，在蓝牙完成配对后使用
- 蓝牙配对：打开设置-蓝牙搜索，找到WWU Pencil 9Pro, 点击即可完成蓝牙配对

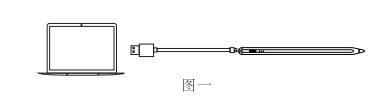


完成蓝牙配对

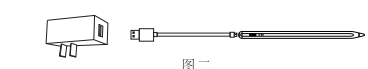


充电说明

- 请采用 USB/ Type - C 充电线充电。将一端连接触控笔的usb接口，另外一端接电脑或者平板上的usb接口。（见图一）
- 将转接线一端连接触控笔的usb接口，另外一端插入5v的直流电源适配器进行充电。（见图二）
- 直接将带有usb接口的5v移动电源插入触控笔上充电。在充电过程，ABC 充电灯会当前闪烁,整个充电时间约25分钟。（见图三）



图一



图二



图三

电量提示灯为白色		
工作	A灯亮	白色 0%-39%
	AB灯亮	白色 40%-69%
	ABC 灯亮	白色 70% - 99 %
低电量	A 灯闪	白色低于 5%
	A 灯闪	白色 0%-39%
充电	A 灯亮, B 灯闪	白色 40%-69%
	A 灯亮, B 灯亮 C 灯闪	白色 70% - 99 %
	A 灯亮, B 灯亮 C 灯亮	白色大于 99%

"以上数据来源于WWU实验室测试所得，但因客观环境改变，数据会有所不同或误差"

FCC Caution :

This device complies with part 15 of the FCC Rules. Operation is subject to the following two conditions: (1) This device may not cause harmful interference, and (2) this device must accept any interference received, including interference that may cause undesired operation.

Any Changes or modifications not expressly approved by the party responsible for compliance could void the user's authority to operate the equipment.

Note: This equipment has been tested and found to comply with the limits for a Class B digital device, pursuant to part 15 of the FCC Rules. These limits are designed to provide reasonable protection against harmful interference in a residential installation.

This equipment generates uses and can radiate radio frequency energy and, if not installed and used in accordance with the instructions, may cause harmful interference to radio communications. However, there is no guarantee that interference will not occur in a particular installation. If this equipment does cause harmful interference to

radio or television reception, which can be determined by turning the equipment off and on, the user is encouraged to try to correct the interference by one or more of the following measures:

- Reorient or relocate the receiving antenna.
- Increase the separation between the equipment and receiver.
- Connect the equipment into an outlet on a circuit different from that to which the receiver is connected.
- Consult the dealer or an experienced radio/TV technician for help.

The device has been evaluated to meet general RF exposure requirement.

The device can be used in portable exposure condition without restriction