

Specifications

Input Voltage

- 120 – 277VAC @ 15mA

Input Line Frequency

- 50/60Hz

Maximum Power

- 1W

Output Voltage

- 0-10VDC

Operating Temperature

- -23°F to 113°F

Humidity

- <80% RH

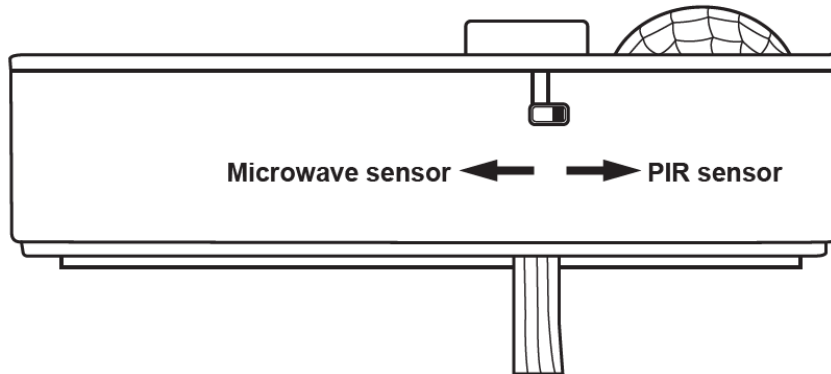
Radio Protocol

- Bluetooth Signal Mesh

Communication Range

- 150 ft / 46 m

Suitable for damp locations only



Switch between Microwave Sensor and PIR Sensor.

SmartBox + Panel Sensor Setting:

Microwave Maximum Height..... 10ft/3m
Microwave Maximum Diameter 33ft/10m
PIR Maximum Height..... 10ft/3m
PIR Maximum Diameter..... 16ft/5m
Sensor Detection Angle.....360°
Hold Time..... 1 min. –1092 min.
Daylight Sensor Setpoint 0 – 300 lux

Note: Changing the Hold Time Presets and Daylight Sensor Setpoint
are done through the TCP SmartStuff App

Regulatory Approvals

- ETL Listed
- FCC ID: NIR-MESH8250
- IC: 9486A-MESH8250
- Conforms to UL 8750
- Certified to CSA C22.2 No. 250.13

FCC

This device complies with part 15 of the FCC Rules. Operation is subject to the following two conditions:

(1) This device may not cause harmful interference, and (2) This device must accept any interference received, including interference that may cause undesired operation.

Warning: Any Changes or modifications not expressly approved by the party responsible for compliance could void the user's authority to operate the equipment.

NOTE: This equipment has been tested and found to comply with the limits for a Class B digital device, pursuant to Part 15 of the FCC Rules. These limits are designed to provide reasonable protection against harmful interference in a residential installation. This equipment generates, uses and can radiate radio frequency energy and, if not installed and used in accordance with the instructions, may cause harmful interference to radio communications. However, there is no guarantee that interference will not occur in an installation. If this equipment does cause harmful interference to radio or television reception, which can be determined by turning the equipment off and on, the user is encouraged to try to correct the interference by one or more of the following measures:

- Reorient or relocate the receiving antenna.
- Increase the separation between the equipment and receiver.
- Connect the equipment into an outlet on a circuit different from that to which the receiver is connected.
- Consult the dealer or an experienced radio/TV technician for help.

For baseband, this equipment complies with FCC radiation exposure limits set forth for an uncontrolled environment. This equipment should be installed and operated with minimum distance 20cm between the radiator & your body.

IC

This device complies with Innovation, Science and Economic Development Canada licence-exempt RSS standard(s). Operation is subject to the following two conditions:

- (1) this device may not cause interference, and
- (2) this device must accept any interference, including interference that may cause undesired operation of the device.

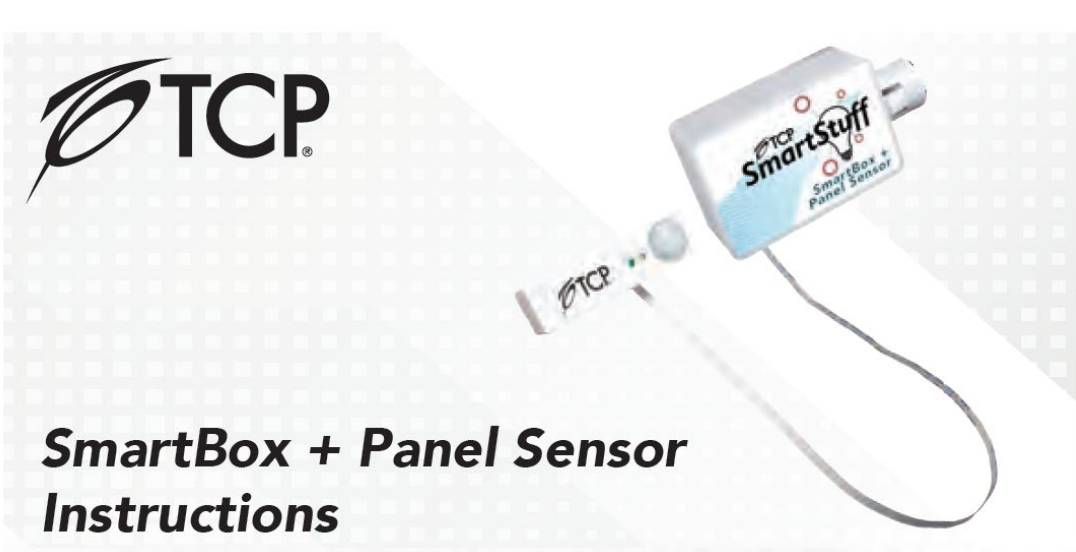
Le présent appareil est conforme aux CNR d'ISED applicables aux appareils radio exempts de licence.

L'exploitation est autorisée aux deux conditions suivantes:

- (1) l'appareil ne doit pas produire de brouillage, et
- (2) l'utilisateur de l'appareil doit accepter tout brouillage radioélectrique subi, même si le brouillage est susceptible d'en compromettre le fonctionnement.

This equipment complies with ISED radiation exposure limits set forth for an uncontrolled environment. This equipment should be installed and operated with a minimum distance of 20 cm between the radiator & your body. This transmitter must not be co-located or operating in conjunction with any other antenna or transmitter.

Le rayonnement de la classe b respecte ISED fixaient un environnement non contrôlés. Installation et mise en œuvre de ce matériel devrait avec échangeur distance minimale entre 20 cm ton corps. Lanceurs ou ne peuvent pas coexister cette antenne ou capteurs avec d'autres.



WARNING



NOTE: Please read the instructions before proceeding with the installation.



**WARNING: DANGER—RISK OF SHOCK—
DISCONNECT POWER BEFORE INSTALLATION!**

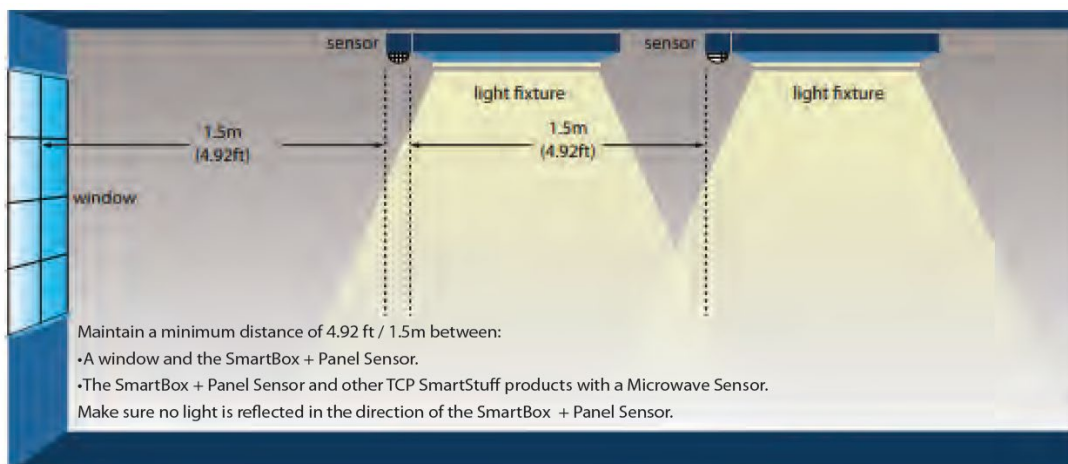
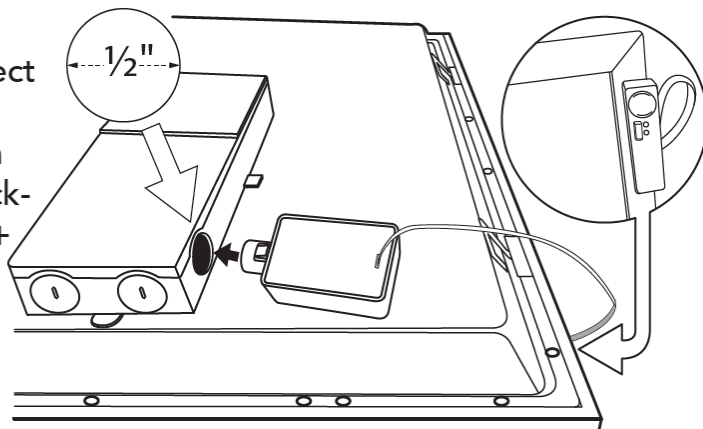


NOTE: This device is suitable for damp locations only.

- This product is used to control lighting luminaires with 0-10V dim to off drivers/ballast.
- This product must be installed in accordance with local and national electrical codes. Please consult with a qualified electrician before installation.

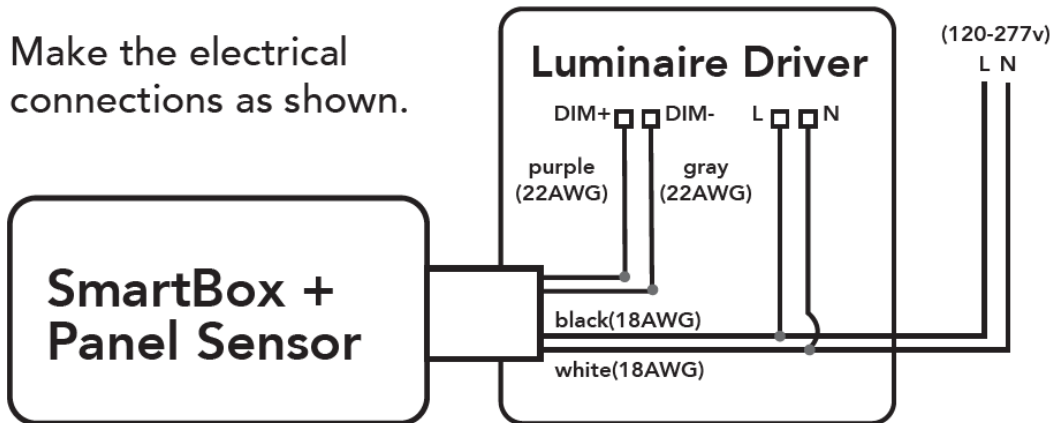
Installation of the SmartBox + Panel Sensor

Check the label on the SmartBox for correct orientation and install as shown. The junction box needs a 1/2" knock-out for the SmartBox + Panel Sensor to fit securely. Use double-sided tape if needed.



Electrical Connections

Make the electrical connections as shown.



TCP SmartStuff App

The TCP SmartStuff App is used to configure the Bluetooth® Signal Mesh and TCP SmartStuff devices.

Download the TCP SmartStuff App using the following options:

- Download the SmartStuff App from the Apple App Store or Google Play Store
- Use the QR Codes here:

Instructions for configuring TCP Smart App and SmartStuff devices are at <https://www.tcpi.com/tcp-smartstuff/>



Manual Reset of the SmartBox + Panel Sensor

To manually reset the SmartBox + Panel Sensor that is connected to a luminaire, perform the following steps below:

1. Turn on luminaire and pause for less than 3 seconds.
2. Turn off luminaire and pause for less than 3 seconds.
3. Repeat steps 1 and 2 five times.
4. Turn on luminaire. After 6 seconds, the luminaire will flicker 5 times and stay on.

LIMITED WARRANTY: This product is warranted for a period of 5 YEARS* from date of original purchase against defects in materials and workmanship. If this product should fail to operate due to defects in material or workmanship, simply call 1-800-771-9335 within 5 YEARS of purchase. This product will be repaired or replaced, at TCP's option. This warranty is expressly limited to repair or replacement of the product. This warranty gives the consumer specific legal rights, which vary from state to state. WARRANTY IS VOID IF PRODUCT IS NOT USED FOR THE PURPOSE FOR WHICH THIS PRODUCT IS MANUFACTURED.

The "Android" name, the Android logo, Google Play and the Google Play logo are trademarks of Google LLC. Apple, the Apple logo, and the App Store are trademarks of Apple Inc., registered in the U.S. and other countries. The Bluetooth® word mark and logos are registered trademarks owned by Bluetooth SIG, Inc. and any use of such marks by TCP Inc. is under license.

