

J.BURROWS

.....

INSTRUCTION MANUAL

WIRELESS KEYBOARD

Elite KB300

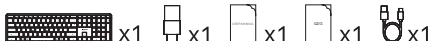


 **Bluetooth®**

OFFICEWORKS LTD
236-262 EAST BOUNDARY ROAD
EAST BENTLEIGH VIC 3165 AUSTRALIA
MADE IN CHINA

Compatible with:
Windows® 10 or later
Mac OS X 10.10 or later

Contents



1. Keyboard
2. USB-A / USB-C receiver
3. Instruction manual
4. Quick start guide
5. Charging cable

Functions

The shortcut keys are shortcuts to various functions on your device. They are located on the top row of the keyboard.

Key	Function			
	Windows	iOS	Android	Mac
	Mute	Mute	Mute	Mute
	Volume down	Volume down	Volume down	Volume down
	Volume up	Volume up	Volume up	Volume up
	Previous track	Previous track	Previous track	Previous track
	Play/Pause	Play/Pause	Play/Pause	Play/Pause
	Next track	Next track	Next track	Next track
	Brightness down	Brightness down	Brightness down	Brightness down
	Brightness up	Brightness up	Brightness up	Brightness up
	Select all	Select all	Select all	Select all
	Copy	Copy	Copy	Copy
	Paste	Paste	Paste	Paste
	Cut	Cut	Cut	Cut
	Search	Search	Search	Search
	2.4GHz	2.4GHz	2.4GHz	2.4GHz
	BT	BT	BT	BT
	Home page	Home page	Home page	N/A
	Power off	N/A	Screen lock	N/A

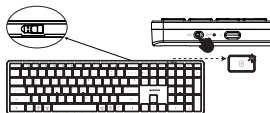
Note

1. Press + to lock the multimedia function. The F-keys will no longer function.
2. The multimedia keys may vary depending on the versions of Windows, Android, iOS and MacOS.

Installation Guide - 2.4GHz Connectivity



Take out USB receiver from the receiver compartment of the keyboard bottom.
Turn on the power switch.
Plug the USB receiver in computer port.



The white light flashes once.



Installation Guide - Bluetooth Connectivity

Bluetooth Connecting to bluetooth device 1.



+ Press FN+1, the blue light flashes once.



+ Hold FN+1 more than 3 seconds until the blue light flashes quickly.

Now it is in Bluetooth pairing mode. Go to Bluetooth setting on your device and select **Elite KB300**. Follow the onscreen instructions to complete the pairing. The light will turn off once Bluetooth pairing is successful.

Bluetooth® Connecting to bluetooth device 2.



  Press FN+2, the green light flashes once.



  Hold FN+2 more than 3 seconds until the green light flashes quickly.

Now it is in Bluetooth pairing mode. Go to Bluetooth setting on your device and select **Elite KB300**. Follow the onscreen instructions to complete the pairing. The light will turn off once Bluetooth pairing is successful.

Bluetooth® Connecting to bluetooth device 3.



  Press FN+3, the red light flashes once.



+ Hold FN+3 more than 3 seconds until the red light flashes quickly.

Now it is in Bluetooth pairing mode. Go to Bluetooth setting on your device and select **Elite KB300**. Follow the onscreen instructions to complete the pairing. The light will turn off once Bluetooth pairing is successful.

Note

Switching bluetooth devices: After setting up connections with up to 3 bluetooth devices, you can switch among them by press FN+1, FN+2 and FN+3.

Indicator Light

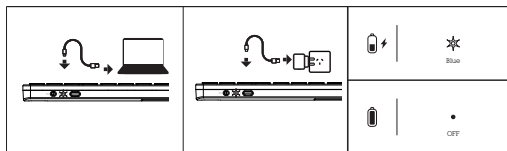
The white LED light on the key caps flash alternately under low power for 2.4GHz.
 The blue LED light on the BT key caps flash alternately under low power for BT1.
 The green LED light on the BT key caps flash alternately under low power for BT2.
 The red LED light on the BT key caps flash alternately under low power for BT3.

<p>2.4GHz</p>	<p>BT1</p>
<p>BT2</p>	<p>BT3</p>

Indicator Light

The blue LED light near the charging port will be on while charging.

LED light will be off when fully charged. Full charging time is approximately 4 hours.



Note

Fully charge your Elite KB300 before first use. Before charging, make sure the wireless keyboard is turned off.

Specifications

- Product Model: Elite KB300
- Officeworks Product Code: JBCK130GKB
- Bluetooth Version: 4.2
- Rating: 3.7V \approx 5mA
- Working Frequency: 2.4GHz
- 4 device connectivity: 2.4GHz x1, Bluetooth 4.2 x 3
- Operating range: 8m
- Receiver: USB-A / USB Type-C
- Rechargeable battery: Lithium 300mAh
- Dimensions: 434 x 119 x 21 mm
- System Requirements:
Windows® 10 or later, Mac OS 10.10 or later
Android™ 10 or later, or iOS system.

Windows is a trademark of the Microsoft Corporation in the United States and other countries. Mac and MacOS are trademarks of Apple Inc., registered in the U.S. and other countries.

The Bluetooth® word mark and logos are registered trademarks owned by Bluetooth SIG, Inc. and any use of such marks by Officeworks Ltd is under license.

Android is a trademark of Google LLC.

IOS is a trademark or registered trademark of Cisco in the U.S. and other countries and is used under license.



Do not connect this cable to products other than Elite KB300 wireless keyboard. Connecting this cable to other devices might cause damage to both cable and the device.

Product Warranty-valid for Australian customers only

Officeworks Ltd warrants that this product will be free from defects and work as intended for 8 years from the date of purchase by the original customer.

If the product has any defects or does not work as specified during the Warranty Period, Officeworks will, at its election and at its expense, repair or replace the product.

This warranty does not apply:

- to cosmetic damage;
- to damage caused by consumables used in connection with the product (such as batteries);
- where the product has not been used in accordance with all provided instructions;
- to damage arising from fair wear and tear;
- where the product has not been subject to reasonable use;
- where the product has not been intentionally or negligently damaged and/or;
- if the customer has attempted to repair the product.

To make a claim under this warranty, please return your product with your receipt or proof of purchase to your nearest Officeworks store or contact 1300 633 423.

the Australian Consumer Law. You are entitled to a replacement or refund for a major failure and compensation for any other reasonably foreseeable loss or damage. You are also entitled to have the goods repaired or replaced if the goods fail to be of acceptable quality and the failure does not amount to a major failure.

This warranty is provided in addition to any rights you may be entitled to under the Competition & Consumer Act 2010. Our goods come with guarantees that cannot be excluded under the Australian Consumer Law. You are entitled to a replacement or refund for a major failure and compensation for any other reasonably foreseeable loss or damage. You are also entitled to have the goods repaired or replaced if the goods fail to be of acceptable quality and the failure does not amount to a major failure.