

Caséta Firmware Update

Firmware updates are important to ensure you have access to the latest features of the Caséta system. To use the Pico paddle remote in a Caséta system with basic on/off control, a firmware update is not required; however an update may be necessary to unlock the exclusive 3-way control when paired with a Diva smart dimmer. Learn more about the firmware update requirements and process below.

Do You Need to Update Your Existing Caséta Device(s)?

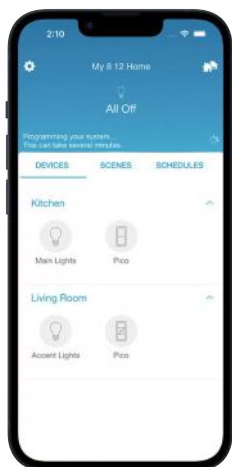
A firmware update is not required when initially pairing a Pico paddle remote with:

- A Diva smart dimmer that came in the same package
- Any other Caséta device

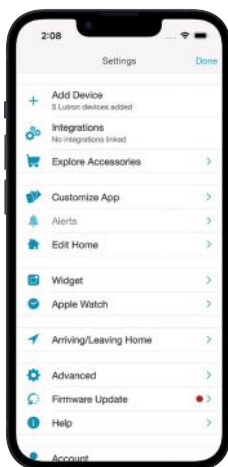
In other cases, a firmware update may be required.

Caséta Firmware Update Process

1. Open the Lutron App and select Settings (gear icon)



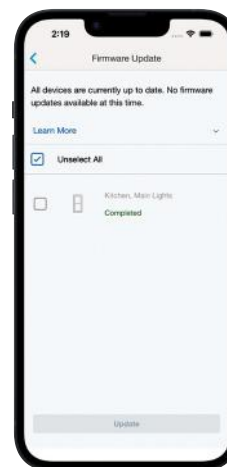
2. Select Firmware Update (If an update is available, a red dot will be present)



3. Select the devices to be updated and click on the Update button



4. A prompt will appear when upgrade is complete – you are now able to access your system



What to Know During the Update

1. The app can be closed
2. System performance may be impacted (including existing schedules, scenes, and Pico remotes)
3. No additional devices can be added to your system
4. Updates typically take 10-15 minutes per device

If you have additional questions about the firmware process, visit [Lutron.com/firmware](https://lutron.com/firmware).