

**MT-6210A**  
**Mobile Terminal System**  
**User Manual**



**Package Contents**

- ✓ MT-6210A (x 1)
- ✓ 45W power adaptor (x 1)
- ✓ Protection case, hand strap, shoulder strap and stylus **for option** (x 1)



**MT-6210A is required to be charged over 8 hours when used for the first time.**

**FCC NOTES**

This equipment has been tested and found to comply with the limits for a Class A digital device, pursuant to part 15 of the FCC Rules. These limits are designed to provide reasonable protection against harmful interference when the equipment is operated in a commercial environment. This equipment generates, uses, and can radiate radio frequency energy and, if not installed and used in accordance with the instruction manual, may cause harmful interference to radio communications. Operation of this equipment in a residential area is likely to cause harmful interference in which case the user will be required to correct the interference at his own expense.

This device complies with part 15 of the FCC Rules. Operation is subject to the following two conditions: (1) This device may not cause harmful interference, and (2) this device must accept any interference received, including interference that may cause undesired operation.

**FCC Caution**

Any changes or modifications not expressly approved by the party responsible for compliance could void the user's authority to operate this equipment.

**Federal Communication Commission (FCC) Radiation Exposure Statement**

This equipment complies with FCC radiation exposure limits set forth for an uncontrolled environment. End user must follow the specific operating instructions for satisfying RF exposure compliance.

**CE CLASS A WARNING**

This equipment is compliant with Class A of CISPR 32. In a residential environment this equipment may cause radio interference.

**AVERTISSEMENT CE CLASSE A**

Cet équipement est conforme à la classe A de CISPR 32. Dans un environnement résidentiel, cet équipement peut provoquer des interférences radio.

**WARRANTY LIMITS**

Warranty will terminate automatically when the machine is opened by any person other than the authorized technicians. The user should consult his/her dealer for the problem happening.

Warranty voids if the user does not follow the instructions in application of this merchandise. The manufacturer is by no means responsible for any damage or hazard caused by improper application.

## **LIMITES DE GARANTIE**

La garantie prend fin automatiquement lorsque la machine est ouverte par une personne autre que les techniciens autorisés. L'utilisateur doit consulter son revendeur pour le problème qui se produit. La garantie s'annule si l'utilisateur ne suit pas les instructions d'application de cette marchandise. Le fabricant n'est en aucun cas responsable de tout dommage ou danger causé par une mauvaise application.

## **警告**

為避免電磁干擾，本產品不應安裝或使用於住宅環境。

## **SAFETY INSTRUCTIONS**

This equipment is not suitable for use in locations where children are likely to be present.

## **CONSIGNES DE SÉCURITÉ**

Cet équipement ne convient pas à une utilisation dans des lieux pouvant accueillir des enfants.

## **WARNING**

Power cord shall be connected to a socket-outlet with earthing connection

## **ATTENTION**

Le cordon d'alimentation doit être connecté à une prise de courant avec mise à la terre.

## **BATTERY WARNING**

Risk of explosion if battery is replaced by an incorrect type. Dispose of expended battery in accordance with local disposal regulations.

## **AVERTISSEMENT DE BATTERIE**

Risque d'explosion si la batterie est remplacée par un type incorrect. Jetez la batterie usagée conformément aux réglementations locales en matière d'élimination.

## **警告**

- 本電池如果更換不正確會有爆炸的危險，請依製造商說明書處理用過之電池。
- 使用過度恐影響視力
- 使用 30 分鐘請休息 10 分鐘；2 歲以下幼兒不看螢幕，2 歲以上每天看螢幕不要超過 1 小時。
- 5GHz band (W52, W53): Indoor use only (except communicate to high power radio)

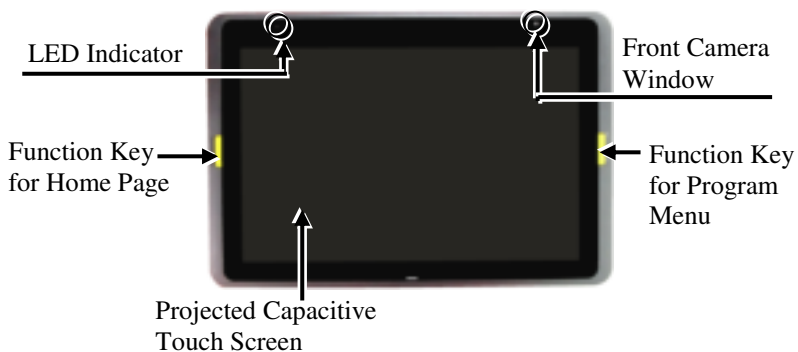
## **NCC 警語**

3.8.2 「取得審驗證明之低功率射頻器材，非經核准，公司、商號或使用者均不得擅自變更頻率、加大功率或變更原設計之特性及功能。低功率射頻器材之使用不得影響飛航安全及干擾合法通信；經發現有干擾現象時，應立即停用，並改善至無干擾時方得繼續使用。前述合法通信，指依電信管理法規定作業之無線電通信。低功率射頻器材須忍受合法通信或工業、科學及醫療用電波輻射性電機設備之干擾。」

5.7.9.1 「應避免影響附近雷達系統之操作」。

## Views of MT-6210A


### Front View




### Rear View



### Bottom Side View



### Top Side View



## Left Side View



## **Charging the Battery**

Below are some cautionary advices you need to keep in mind while you attempt to charge the battery.

1. **MT6210A is required to be charged over 8 hours when used for the first time.**
2. **When the low battery warning message appears, please fully charge the battery to avoid data loss.**
3. **When the low battery capacity indicator beams or low battery warning message appears, please charge the battery immediately.**
4. **Only charge the battery with power adapter which comes with MT-6210A. Using a different power adapter may damage your device.**
5. **When the battery is running very low (less than 6 percent of battery capacity), the system will be automatically shut down to protect the battery from being over-discharged.**

Please go through the following instructions to charge MT-6210A using the power adapter.

1. Find the type-C connector on the bottom side of your tablet, and then connect the type-C power adaptor to it.



2. Plug the AC power adaptor into an electrical outlet to initiate the charging process.

## Status LED Indicator

LED indicator is specially designed to deliver special message regarding the current system status and battery life. The blow chart enumerates all the possible LED indicators and its meaning for your reference.

LED Status	System Status	Descriptions
Solid Blue	ON	■ System booting.
Solid Red	ON	■ System is being charged.
Blinking Green	ON	■ Barcode scanner good read.
Blinking Red	ON	■ Battery charging error occurs.
OFF	ON	■ System enters sleep mode. ■ Battery is fully charged.
OFF	OFF	■ System powers off

## Powering ON/OFF MT-6210A

### Shipping Mode

MT-6210A tablet will be set to shipping mode when shipped. **When customers receive the product for the first time, they need to use the Type-C power adapter which provided in the packing to turn on the tablet.** After the first boot is completed, the power button can be used to turn on the power.

### Power ON MT-6210A

To power on MT-6210A, keep pressing the power button of the machine for 1-3 seconds. If the tablet falls into the sleep mode after remaining idle for a specific period of time, push the power button to wake the device up.

### Power OFF MT-6210A

When MT-6210A stays in idle mode, push the power button to put your device into sleep mode, and press the power button again to wake up the tablet. To completely shut down the machine, you need to press and hold the power button for at least 10 seconds. In the case the system halts for unknown reasons, you are advised to hold down the button until a system shutdown is initiated.

## Operating the Barcode Scanner (Optional)

MT-6210A model is equipped with an optional barcode scanner on the top side of the tablet. For more detailed information, please refer to the barcode scanner user manual. Scan the below barcode to restore **Manual Trigger defaults**.



Default Barcode Setting

To do the further setting of the scanner engine, please find the relevant user manual on Posiflex Global Website, ([https://download.posiflex.com/en-global/Download/index/manualUinstall\\_guide/mobile-pos/MT-6210A](https://download.posiflex.com/en-global/Download/index/manualUinstall_guide/mobile-pos/MT-6210A)) or contact the service team for technical support.

## Operating the Hand Strap (Optional)

You can use the hand strap like the picture below.



## Operating the Shoulder Strap (Optional)

Please follow below instructions to use the optional shoulder strap.

1. Install the protection case onto the tablet.

Protection Case →



2. Hook the shoulder strap.



3. Installation completed.



**Installing Optional Upgrade Kits**

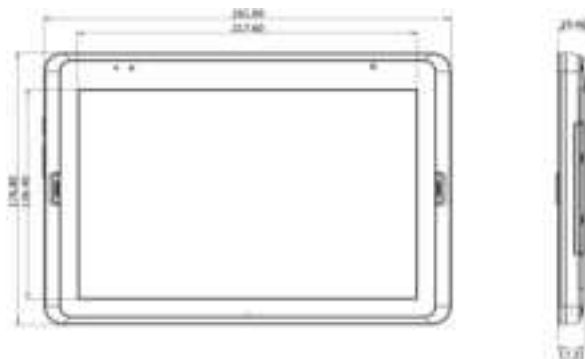
MT-6210A can work with multiple optional upgrade kits, such as MSR, Smart Card Reader and the like. For the detailed instructions, please refer to the user manual related to each peripheral devices.

**Specifications**

MT-6210A	
<b>System</b>	
CPU	MT8786
Memory	LP4x 4GB (default) / 8GB
Front Camera	2M pixels, FF, front facing camera
Rear Camera	5M pixels, AF, rear facing camera
Sensors	G sensor, ambient light sensor
Battery	7.70V/5930mAh
Operation Time	At least 8H
NFC	NFC as default, antenna on rear cover
<b>Storage</b>	
Storage	64GB (default) / 128GB
<b>OS Support</b>	
OS Support	Android 13 with GMS (MADA)
<b>Display &amp; Monitor</b>	

MT-6210A	
Display	10.1" TFT LCD with LED backlight, 1280 x 800
Touch Screen	P-CAP touch with multi-touch support
<b>Expansion</b>	
Wireless connectivity	WiFi IEEE 802.11a/b/g/n/ac (dual band 2.4GHz / 5GHz) + BT 5.0
<b>Power</b>	
Power Supply	Power adapter: 45W (Type-C connector) Type-C input power 15VDC/3A
<b>Outside I/O Ports</b>	
Audio	1 x built-in speaker + 1 x mic-in/line-out combo port
Docking Port	1 x type-C as docking connector & power charging function
Power Switch Button	Yes
LED Indicator	Blue/green/red color LED x 1
<b>Mechanical</b>	
Dimension	261 (L) x 176.8 (W) x 19.4 (D) in mm
Weight	888g
<b>Optional Item</b>	
2D barcode scanner	2D barcode scanner as option
<b>Attachment</b>	
TA-620	Side attachment with fingerprint sensor

## Outline Dimension



※ The product information and specifications are subject to change without prior notice.



## RoHs 限用物質

設備名稱：終端銷售系統		型號 (型式)：MT-6210A, MT-6210W, MT-6210A-G2, MT-6210W-G2, MT-6200-G2				
Equipment name		Type designation (Type)				
單元 Unit	限用物質及其化學符號 Restricted substances and its chemical symbols					
	鉛Lead (Pb)	汞Mercury (Hg)	鎘Cadmium (Cd)	六價鉻 Hexavalent chromium (Cr <sup>6+</sup> )	多溴聯苯 Polybrominated biphenyl (PBB)	多溴二苯醚 Polybrominated diphenyl ethers (PBDE)
物料	○	○	○	○	○	○
外殼	○	○	○	○	○	○
電路板	○	○	○	○	○	○
線材	○	○	○	○	□	○
電源供應器	○	○	○	○	□	○
附件	○	○	○	○	□	○
備考1: “超出0.1 wt %” 及 “超出0.01 wt %” 係指限用物質之百分比含量超出百分比含量基準值。 Note 1: “Exceeding 0.1 wt %” and “exceeding 0.01 wt %” indicate that the percentage content of the restricted substance exceeds the reference percentage value of presence condition.						
備考2: “○” 係指該項限用物質之百分比含量未超出百分比含量基準值。 Note 2: “○” indicates that the percentage content of the restricted substance does not exceed the percentage of reference value of presence.						
備考3: “-” 係指該項限用物質為排除項目。 Note 3: The “-” indicates that the restricted substance corresponds to the exemption.						

### Manufacturer:

Posiflex Technology Inc.

4F-8F, No. 23, Datong St., Tucheng Dist., New Taipei City 236044, Taiwan

Tel : +886 2 2268 5577

### 製造商資訊

振樺電子股份有限公司

新北市土城區大同街 23 號 4 樓~8 樓

電話：02-2268-5577