

SLW9815 Light-up Dancing Challenge Playmat Manual

Before using the Light-up Dancing Challenge Playmat for the first time, kindly take time to carefully read the instructions. Please observe all safety precautions and follow operating procedures. After reading, kindly store the instructions in a safe place for your future reference. If you pass this Light-up Dance Mat to a third party, please include the instructions as well.

Light-up Dancing Challenge Playmat




Item # SLW9815

This unit includes: 1 x Light-up Dancing Challenge Playmat




Before use:

Open the back battery compartment with a screwdriver and install 3 AA batteries (not included). Close the lid and flatten the mat. When the power is on, the mat will play a Power On signal.




Dance Game Mode

- Press  to enter dance game mode.
- Press   to select background music and difficulty level.
- Follow the lights and hit corresponding dance pads on the mat correctly to get scores.


Memory Game Mode

- Press  to enter memory game mode.
- Press   to select background music and difficulty level.
- Memorize the lights in sequence and hit corresponding dancing pads on the mat in the same order to get scores.

Piano Mode

- Press  to enter piano mode and step on dance pads to play tunes.
- Press   to adjust volume.

Bluetooth Mode

- Press  to connect Light-up Dancing Challenge Playmat to external music device and play favorite tunes.

Product Image



Battery Warning and Caution

- Replacement of batteries must be done by adults.
- Do not mix alkaline, standard or rechargeable batteries.
- Never mix old and new batteries.
- Batteries are to be inserted with the correct polarity.
- Exhausted batteries are to be removed from the toy.
- Rechargeable batteries are to be removed from the toy before being charged.
- Rechargeable batteries are only to be charged under adult supervision.
- Do not use any sharp items on the mat.
- The mat is not washable. Wipe clean only.
- This toy is for kids age 3 and up. Adult supervision is required.

Warning

To assure continued compliance, any changes or modifications not expressly approved by the party responsible for compliance could void the user's authority to operate this equipment.

FCC Statement

This equipment complies with Part 15 of the FCC Rules. Operation is subject to the following two conditions:

- (1) This device may not cause harmful interference, and
- (2) This device must accept any interference received, including interference that may cause undesired operation.

NOTE: This equipment has been tested and found to comply with the limits for a Class B digital device, pursuant to part 15 of the FCC rules. These limits are designed to provide reasonable protection against harmful interference in a residential installation. This equipment generates, uses and can radiate radio frequency energy and, if not installed and used in accordance with the instructions, may cause harmful interference to radio communications.

However, there is no guarantee that interference will not occur in a particular installation. If this equipment does cause harmful interference to radio or television reception, which can be determined by turning the equipment off and on, the user is encouraged to try to correct the interference by one or more of the following measures:

- Reorient or relocate the receiving antenna.
- Increase the separation between the equipment and receiver.
- Connect the equipment into an outlet on a circuit different from that to which the receiver is connected.
- Consult the dealer or an experienced radio/TV technician for help.

FCC Radiation Exposure Statement:

The device has been evaluated to meet general RF exposure requirement.

The device can be used in the portable exposure condition without restriction.