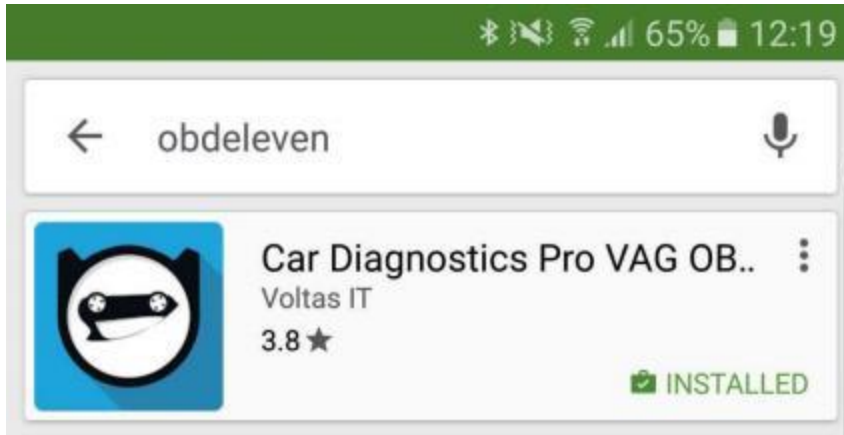


Quick start guide

Download & install OBDleven application

Application can be downloaded from Google Play store [LINK](#)



OBDeleven Bluetooth Scan Tool for Android

This is a unique Bluetooth device which allows you to run full system diagnostics, programming and monitoring on your vehicle. It connects to the vehicle using the OBD-II diagnostic socket found underneath the steering wheel. The app that accompanies this scan tool is available on the Google Play Store and supports devices running Android 4.1 or later and an active internet connection is required.

Voltage: 9 - 16 V

Current: 45mA

Connection: Bluetooth (up to 10 meters)

This device complies with part 15 of the FCC Rules. Operation is subject to the following two conditions: (1) This device may not cause harmful interference, and (2) this device must accept any interference received, including interference that may cause undesired operation.

FCC warning:

Any Changes or modifications not expressly approved by the party responsible for compliance could void the user's authority to operate the equipment.

Note: This equipment has been tested and found to comply with the limits for a Class B digital device, pursuant to part 15 of the FCC Rules. These limits are designed to provide reasonable protection against harmful interference in a residential installation. This equipment generates uses and can radiate radio frequency energy and, if not installed and used in accordance with the instructions, may cause harmful interference to radio communications. However, there is no guarantee that interference will not occur in a particular installation. If this equipment does cause harmful interference to radio or television reception, which can be determined by turning the equipment off and on, the user is encouraged to try to correct the interference by one or more of the following measures:

- Reorient or relocate the receiving antenna.
- Increase the separation between the equipment and receiver.
- Connect the equipment into an outlet on a circuit different from that to which the receiver is connected.
- Consult the dealer or an experienced radio/TV technician for help.

This equipment complies with FCC radiation exposure limits set forth for an uncontrolled environment. This equipment should be installed and operated with minimum distance 20cm between the radiator & your body.

Create account

Connect with Facebook, Twitter or sign up with email by pressing on icons in top of the screen.



Plug device into car OBD2 connector

OBD2 connector is usually found on the driver's side, under the steering wheel.



Turn ignition on or start engine



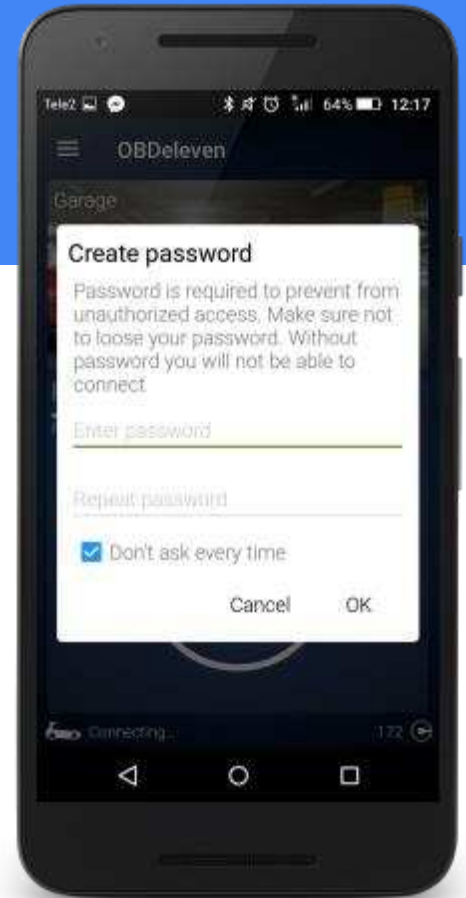
Tap connect

For faster connection pair device via Bluetooth settings.
Pairing code: 1234



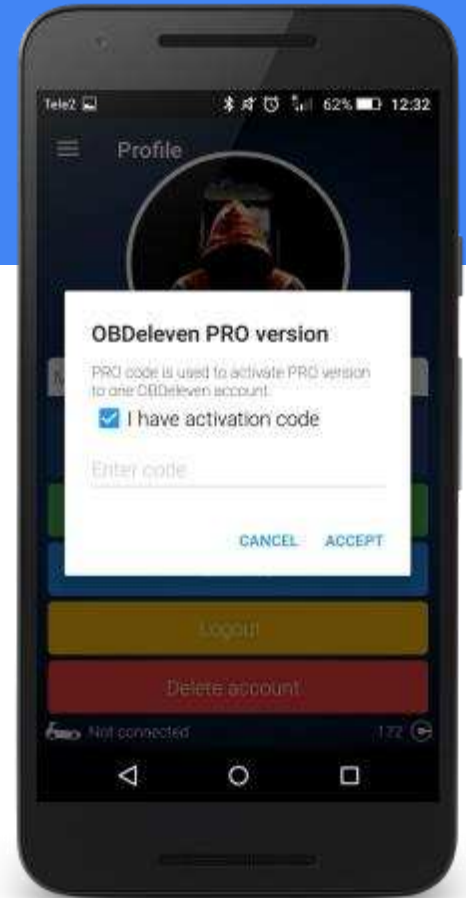
Create device password

Secure your car from unauthorized access by creating device password.



Activate PRO version

If you have PRO version activation code enter it by going to Settings and activating PRO theme.



You are ready to use OBDeleven

More help can be found in our wiki page: [LINK](#)



Created by Voltas IT LLC