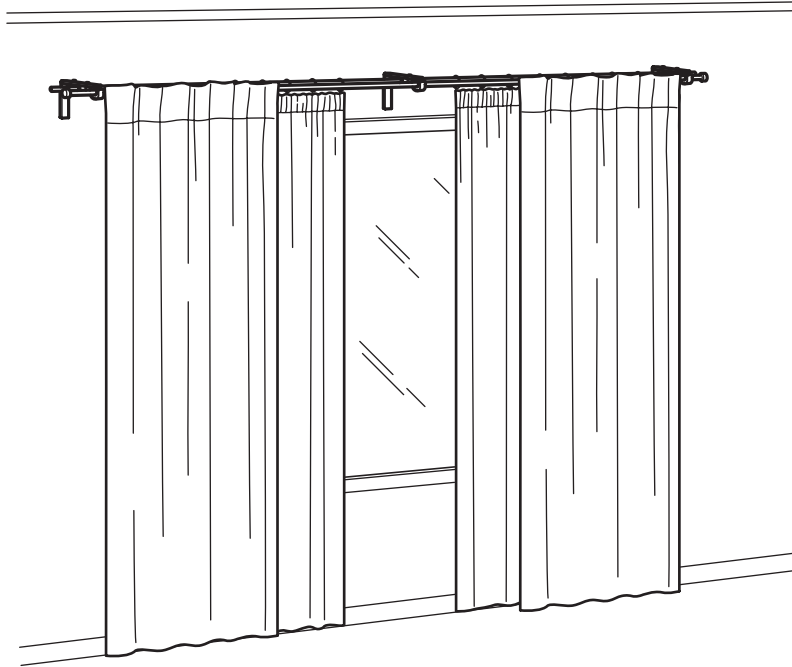


BETYDLIG/RÄCKA/HUGAD

Window hardware

PARTS

Wall/ceiling bracket
Curtain rod holder
Curtain rod
Finial
Curtain rod corner connector



Simplicity and variety hand in hand

We all have different needs and preferences when it comes to dressing the windows in our home. But no matter what style you choose, you will need basic hardware like brackets, rods and finials to complete the job.

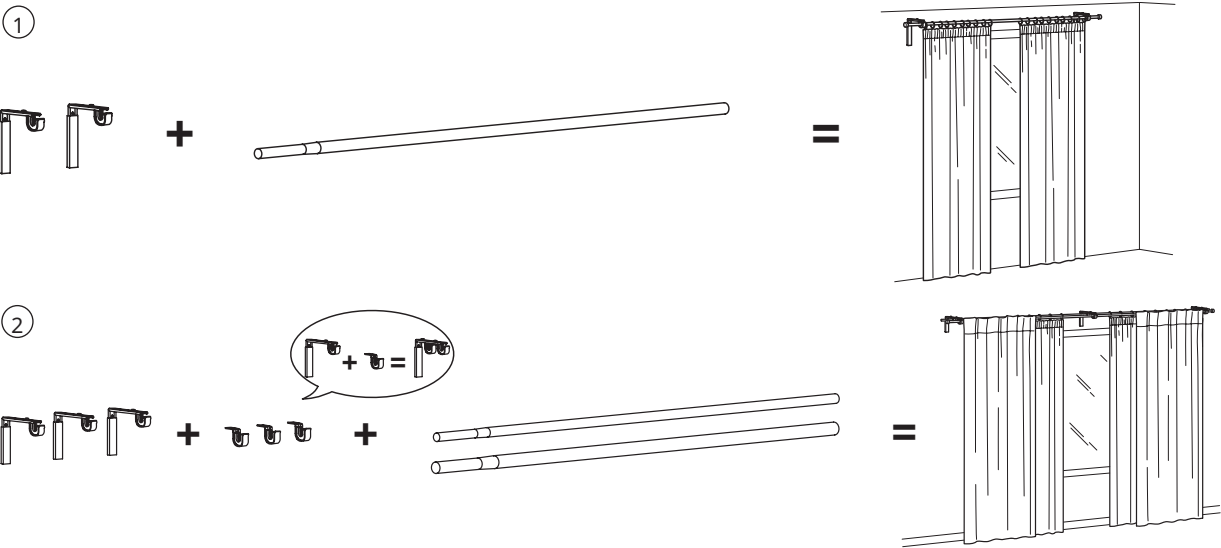
You can combine the different hardware in our range to create just the solution to suit your needs. You may want to mount a rod on the wall or the ceiling to create a simple one-layer curtain or a magnificent triple-layer curtain for your large windows.

The bracket and rod come in two colours: black and white. If you would like to give your window a new look, simply change finials. And you can change them any time you like – it's fun, easy and makes a big difference!

All the products (shown here) may not be available at the store. Please contact the staff or look at IKEA.sg for more information. For more detailed product information, see the pricetag and the Internet. All units require assembly.



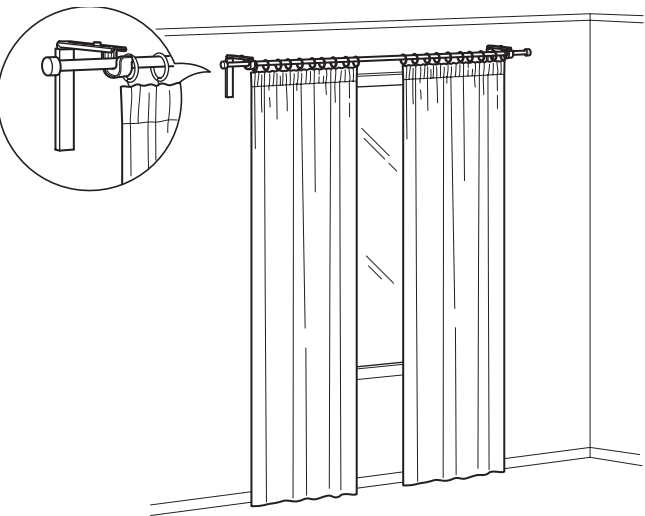
HOW TO BUILD



1. The brackets can be mounted on the wall or the ceiling. And the position of the curtain rod holder can be adjusted, allowing curtains to be hung either close to the window or farther out. The curtain rods come in two diameters, three lengths and two colours. All are extendable in length. You can complete the expression easily with finials from the IKEA range.

2. To create a layered solution, you just need to buy extra rod holders and mount them on the brackets. Then add extra curtain rods.

COMBINATIONS



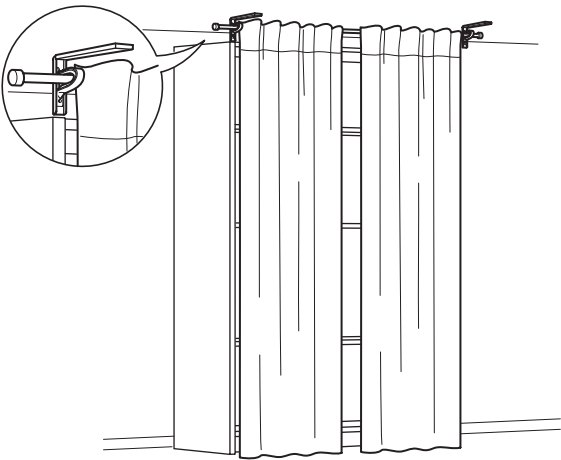
A single window, for example 130 cm, with a single-layer solution.

Window hardware, black

✓ RÄCKA curtain rod 120–210 cm	002.171.51	\$6.90	1 pc
✓ BETYDLIG wall/ceiling bracket	802.172.27	\$2.90	2 pcs
✓ RAFFIG finials, 1 pair	802.199.38	\$3.90	1 pc

This combination \$16.60
(Curtains and hanging accessories are not included.)

COMBINATIONS

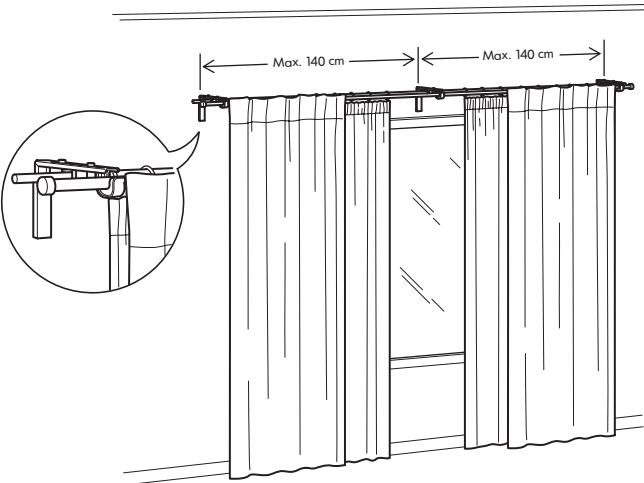


To cover an open storage solution. The brackets can be mounted on the ceiling.

Window hardware, black

✓ RÄCKA curtain rod 120–210 cm	002.171.51	\$6.90	1 pc
✓ BETYDLIG wall/ceiling bracket	802.172.27	\$2.90	2 pcs
✓ RAFFIG finials, 1 pair	802.199.38	\$3.90	1 pc

This combination \$16.60
(Curtains are not included.)



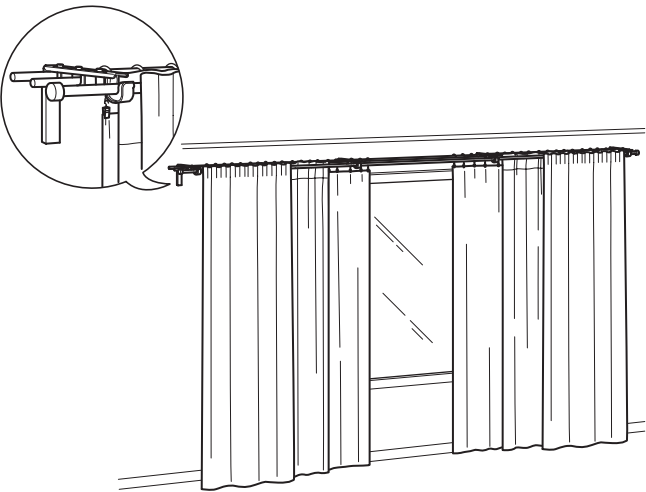
A wide window, for example 280 cm, with a double-layer solution – sheer curtain inside and thick curtain outside.

Window hardware, black

✓ RÄCKA curtain rod 210–385 cm	602.171.48	\$9.90	1 pc
✓ HUGAD curtain rod 210–385 cm	002.171.32	\$9.90	1 pc
✓ BETYDLIG wall/ceiling bracket	802.172.27	\$2.90	3 pcs
✓ BETYDLIG curtain rod holder	302.198.94	\$1.90	3 pcs
✓ RAFFIG finials, 1 pair	802.199.38	\$3.90	2 pks

This combination \$42
(Curtains and hanging accessories are not included.)

COMBINATIONS



A large window, for example 320 cm, with a triple-layer solution. This configuration allows room for panels, sheer curtains and heavy curtains at the same time.

Window hardware, black

✓ RÄCKA curtain rod 210–385 cm	602.171.48	\$9.90	2 pcs
✓ HUGAD curtain rod 210–385 cm	002.171.32	\$9.90	1 pc
✓ BETYDLIG wall/ceiling bracket	802.172.27	\$2.90	4 pcs
✓ BETYDLIG curtain rod holder	302.198.94	\$1.90	8 pcs
✓ RAFFIG finials, 1 pair	802.199.38	\$3.90	3 pks

This combination \$68.20

(Curtains and hanging accessories are not included.)

ALL PARTS AND PRICES



BETYDLIG wall/ceiling bracket.			
✓	Black	802.172.27	\$2.90
✓	White	702.198.92	\$2.90



BETYDLIG curtain rod holder.			
✓	Black	302.198.94	\$1.90
✓	White	402.198.98	\$1.90



RÄCKA curtain rod, 70-120 cm.			
✓	Black	302.171.64	\$3.90
✓	White	302.213.97	\$3.90



RÄCKA curtain rod, 120-210 cm.			
✓	Black	002.171.51	\$6.90
✓	White	102.171.55	\$6.90




RÄCKA curtain rod, 210-385 cm.			
✓	Black	602.171.48	\$9.90
✓	White	802.171.52	\$9.90



HUGAD curtain rod, 120-210 cm.			
✓	Black	802.171.33	\$6.90
✓	White	402.171.30	\$6.90



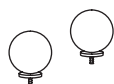
HUGAD curtain rod, 210-385 cm.			
✓	Black	002.171.32	\$9.90
✓	White	202.171.31	\$9.90



BLÅST finials, 1 pair.			
✓	Black	202.172.49	\$12.90



RAFFIG finials, 1 pair.			
✓	Black	802.199.38	\$3.90
✓	White	602.199.39	\$3.90



VÄSENTLIG finials, 1 pair.			
✓	White	702.171.95	\$5.90



SYRLIG curtain ring with clip and hook, Ø25 mm, 10 pcs/pack.			
✓	Black	902.172.41	\$5.90
✓	White	202.240.99	\$5.90



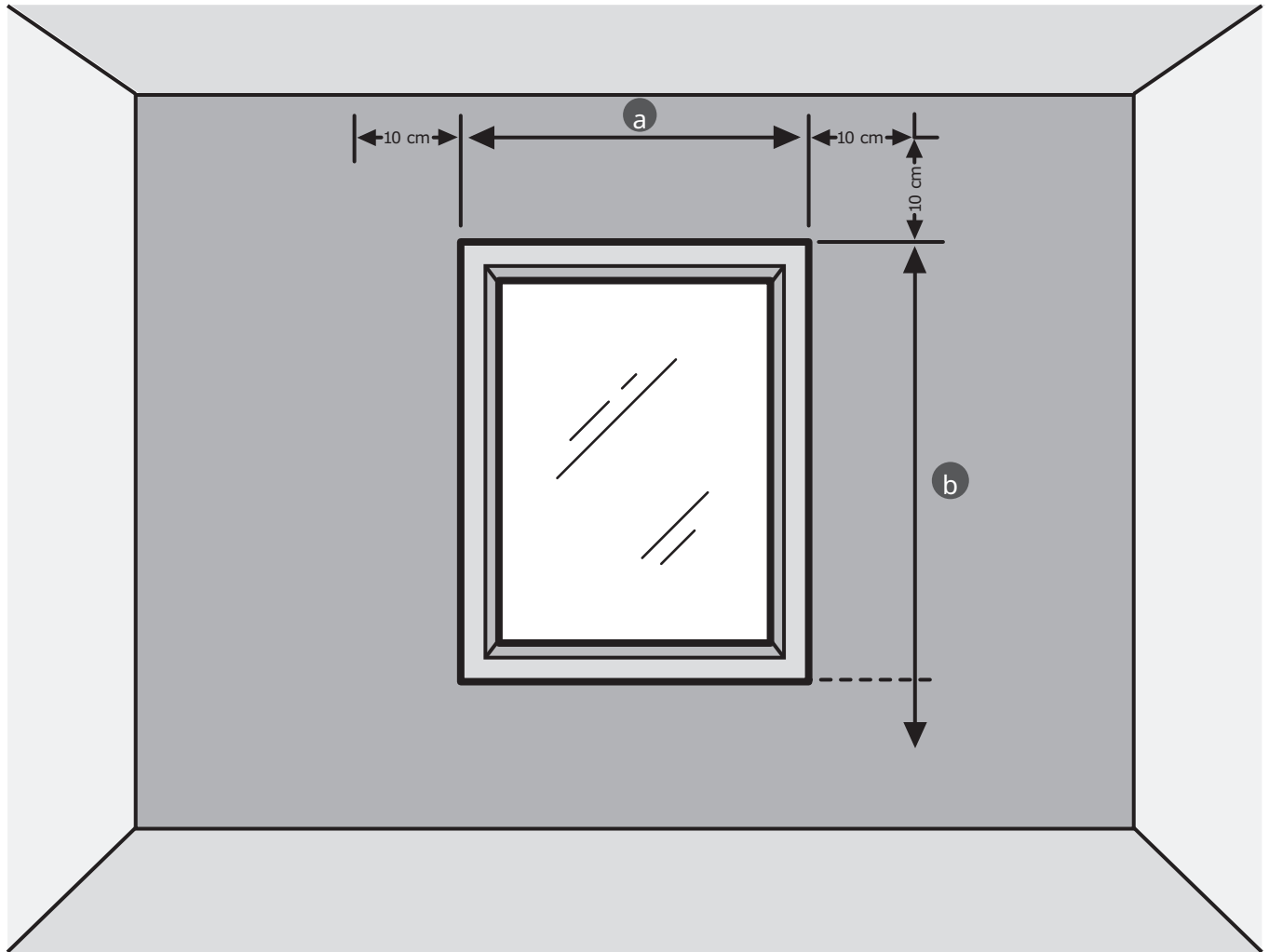
SYRLIG curtain ring with clip and hook, Ø38 mm, 10 pcs/pack.			
✓	Black	602.240.97	\$7.90
✓	White	602.172.33	\$7.90

REVIEWED

By Esther at 8:52 am, Jul 22, 2021

MEASURE YOUR WINDOW

Start by taking the measurements of your window.



1. The width. This determines the width of your curtain rod or track rail.

Measure the width of the window. **a**

Add at least 10 cm on each side to the measurement **a** to ensure the window will be fully covered.

curtains or panel curtains.

Measure from the top of the window frame and stop where you want your curtains or panel curtains to end. **b**

As a rule of thumb, add 10 cm to the measurement **b** to give space to your curtain rod or track rail. Add a few centimetres to allow for the shrinkage of the curtains.

2. The height. This determines the length of your