

POLARIS XPEDITION TWEETER ADAPTERS

PART #: UTVS-XPDTWT-ADPT


PARTS LIST:

Tweeter Adapters	x2
Tweeter Harnesses	x2
Mounting Hardware:	
Black Buttonhead Screws	x2

RECOMMENDED PRODUCTS:



Remove the tweeter grille



Remove the two screws shown here




Remove the OEM tweeter
*Make sure to unplug from OEM plug



Remove the bottom metal clip




Place the tweeter mount over the OEM housing and mark the outline of the hole as shown




Trim down the area you marked to make room for the tweeter



Thread the UTV Stereo onto the mount
*Locking ring is not needed



Attach the tweeter adapter to the OEM Tweeter plug



Set the tweeter and mount onto the vehicle and secure it using the included black buttonhead screw



Repeat for the other side

UTVstereo
PERFORMANCE AUDIO

We are here to help! Reach out to us at info@utvstereo.com or call us at 480.616.2299