

[1. What's in the Box](#)

[2. Inserting the Batteries](#)

[3. Installing the EufyLife App and Pairing](#)

[4. Starting a Measurement](#)

[4.1 For body weight measurement:](#)

[4.2 For body composition analysis:](#)

[5. Weight-Only Measurement](#)

[6. Maintenance](#)

[7. Troubleshooting](#)

[7.1 Error Messag: _](#)

[8. When Measuring](#)

[9. Specifications](#)

[10. Customer Service](#)

[1. What's in the Box](#)



Smart Scale




AAA Battery (x3)



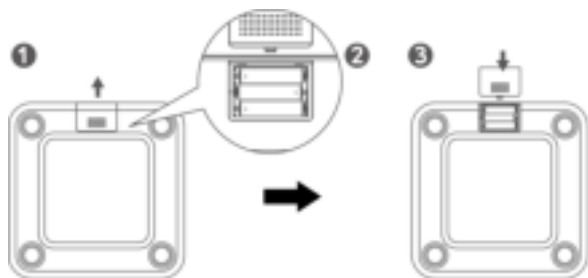
Owner's Manual

[2. Inserting the Batteries](#)

❶ Turn the scale over and place it on a flat surface.

❷ Open the battery door and insert three AAA batteries. Make sure the positive and negative ends are facing the correct polarity directions marked in the battery compartment.
– The digits “ ” will show on the LED display.

❸ Close the battery door and wait until the digits “ ” are shown on the LED display.

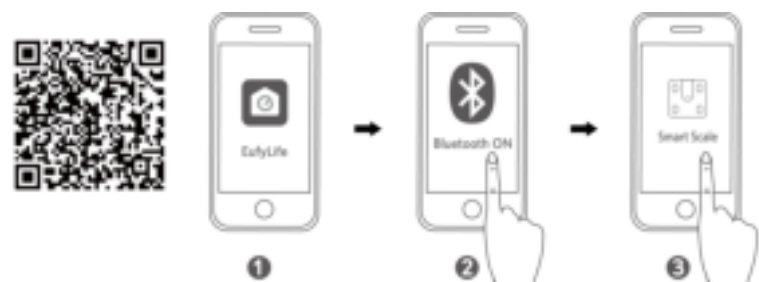



Low will appear on the LED display when the batteries are low. Replace all three batteries at the same time. Do not mix new and used batteries.

[3. Installing the EufyLife App and Pairing](#)

❶ Download the EufyLife app from the App Store (iOS devices) or Google Play (Android devices), or by scanning the QR code.

- 1 Enable Bluetooth on your smartphone.
- 2 Open the EufyLife app and follow the on–screen instructions to pair the scale with your device.
 - Once paired, the app and scale will automatically connect the next time the app is opened.



	Status Icon	Indicates
	Flashing	Pairing
	Solid	Connected



- This scale is compatible with devices running iOS 11.0 and above or Android 6.0 and above.
- Do not pair the scale from your smartphone's Bluetooth menu. Use the EufyLife app to pair the scale with your smartphone.

4. Starting a Measurement

Before taking your first measurement, you will need to create and set up a user ID in the EufyLife app.

- 1 Place the scale on a hard and flat surface..
- 2 Open the EufyLife app and select Smart Scale on the device homepage.
- 3 Step barefoot onto the scale. An analysis of your body's composition will begin automatically.



- Step on the center of the scale barefoot. Stand still and keep full contact with the electrodes until the measurement is complete.



4.1 For body weight measurement:

Place the scale on a hard and flat surface.



4.2 For body composition analysis:

Stand still and uniformly touch the electrodes with bare and dry feet. .



5. Weight–Only Measurement

This scale can also be used as a conventional weight–reading scale. You can simply step on the scale to measure your current weight without opening the EufyLife app.

6. Maintenance

Regularly clean the scale with a dry or slightly dampened soft cloth.



- Do not wash the scale with water or immerse it in water.
- Never use detergents to clean the scale as this may cause it to malfunction or dissolve.

7. Troubleshooting

7.1 Error Messag:

Error Display	Description	
OL	Overload. The device will power off.	Stop using this scale for measurement.
Lo	Low battery. The device will power off.	Replace all three batteries at the same time.
Err	Measurement failure.	<ul style="list-style-type: none">• Step barefoot and keep full contact with the electrodes.• Stand still until the measurement on the LED display locks.

8. When Measuring

Issue	Cause	Solution
Abnormal measurement results: <ul style="list-style-type: none">• Too high• Too low• Huge difference between two recent measurements	• Incorrect posture.	• Step onto the scale barefoot and stand still.
	• Device is placed on soft carpeting or uneven surface.	• Place the device on a hard and flat surface.
LED display does not turn on after stepping onto the scale.	• Batteries not installed.	• Install three new batteries.
	• Worn batteries.	• Replace all three batteries at the same time.
Scale does not proceed to analyse body composition.	• Taking a measurement while wearing shoes or socks.	• Stand barefoot on the scale and keep feet in full contact with the electrodes when taking a measurement.

9. Specifications

Product Model	T9120
Power Source	4.5 V (3 × AAA batteries)
Measurement Units	Kilogram
Unit Increments	5–75 kg 0.1 kg 75–150 kg 0.2 kg
Body Fat Unit Increments	0.1 %
Body Water Unit Increments	0.1 %
Muscle Mass Unit Increments	0.1 %
Measurement Range	5–150 kg
Working Environment	Temperature: 5 – 40 °C Humidity: 20 – 90% RH
Storage Environment	Temperature: –20 – 50 °C Humidity: <= 90% RH
Operating Frequency Range	2402 MHz – 2480 MHz
Radio–Frequency Power	–3.07 dBm
Dimension	260 × 260 × 23 mm
Net Weight	1.1 kg

10. Customer Service

Contact Us

Lifetime technical support



support.mea@eufy.com (For Middle East and Africa Only)
support@eufy.com (Global)



www.eufy.com



WhatsApp Chat: +971 529750842



(UAE) +971 8000320817
(KSA) +966 8008500030
(Kuwait) +965 22069086
(Egypt) +20 8000000826
(MENA) +971 529750842

For more support phone numbers, please visit: <https://support.eufy.com/s/phonecontactus>

Hereby, Anker Innovations Limited declares that this device is in compliance with The Product Security and Telecommunications Infrastructure (Security Requirements for Relevant Connectable Products) Regulations 2023. For the Statement of Compliance, visit the website: <https://www.eufy.com/uk/psti-related>.