

# INNCOM L510 LAMP CONTROLLER

The L510 provides dimming control of almost any floor or desk lamp. The dimmer plugs into the lamp and wall socket. Dimming the lights with the L510 saves energy and provides elegant lighting and mood control when used in conjunction with Honeywell's Integrated Room Automation System.

In a typical application, L510 allows wireless remote control of a table or floor lamp while participating in a lighting scene or mood. The L510 can also be equipped with a tabletop switch for easily accessible local control of the lamp, making it easier to turn the light on and off without reaching under the lamp shade.

The L510 allows the use of a standard lightbulb instead of costly 3-way bulbs. L510 is available in models for dimmable CFL and LED bulbs and models designed for incandescent and halogen lamps, and can do non-lamp plug-in loads like dimmable plug-in LED strips.



## FEATURES AND BENEFITS



Remote control for table lamps, floor lamps, or scene lighting.  
Standalone or system compatible.



L510 is suitable for incandescent, halogen, CFL, and LED lamps for standalone and scene control.  
Multiple Switch Point Control



The L510 incorporates the INNCOM Deep Mesh Network (DMN) architecture providing a very cost-effective, self-forming wireless network.

## COMPATIBILITY/FUNCTION COMPARED TO THE REPLACEMENT PART – L208

PARAMETERS	
PARAMETER	SPECIFICATION
Is it straight swap for the replacement?	NO
Is any rewiring required?	Plug in*
Is the new unit the same footprint?	NO
Are the new units compatible with the replacement?	YES
Is any re-programming work required on the server side and rest of the hardware products in a same room?	NO

\* The L208 required a switch to be connected in order to bind it to the required Room ID and RF Channel.

The L510 has a built-In Bind switch and does not require a separate switch in order to bind the L510.

Loads smaller than 15 watts, if dimmed by an L510 Triac, require lab testing. If the current gets too low in the L510T, the triac may prematurely turn off, even when using an incandescent bulb. If a low-wattage LED bulb (<15W) is used, a large flash may occur. Once a higher wattage bulb or load is used, the flash disappears.

## ORDERING INFORMATION

ORDERING INFORMATION	
PART NUMBER	DESCRIPTION
201-7051	Triac Dimmer RF Lamp Controller, 120VAC, 375W
201-7052	FET Dimmer RF Lamp Controller, 120VAC, 200W

## LOAD RATINGS

LOAD RATINGS				
MODEL	VOLTAGE	FREQUENCY	POWER/AMPERES	LOAD TYPE
TRIAC Dimmer (201-7051)	120 VAC	60 Hz	3.15 A	Resistive / General Purpose
			375 W	Incandescent / Halogen
FET Dimmer (201-7052)	120 VAC	60 Hz	1.65 A	Resistive
			200 W	Incandescent / Halogen
			200 W	CFL / LED

## SPECIFICATIONS

S5 BUS	
SPECIFICATION	RANGE/VALUE
Data Rate	2550 bps
Range	50 ft
Max Nodes	20

DEEPMESH RF	
SPECIFICATION	RANGE/VALUE
Range	70 ft
Transmit Power	+5 dBm
Receive Sensitivity	-95 dBm
Protocol	IEEE 802.15.4
Frequency Band	2405 MHz – 2480 MHz
Channels	11 - 26

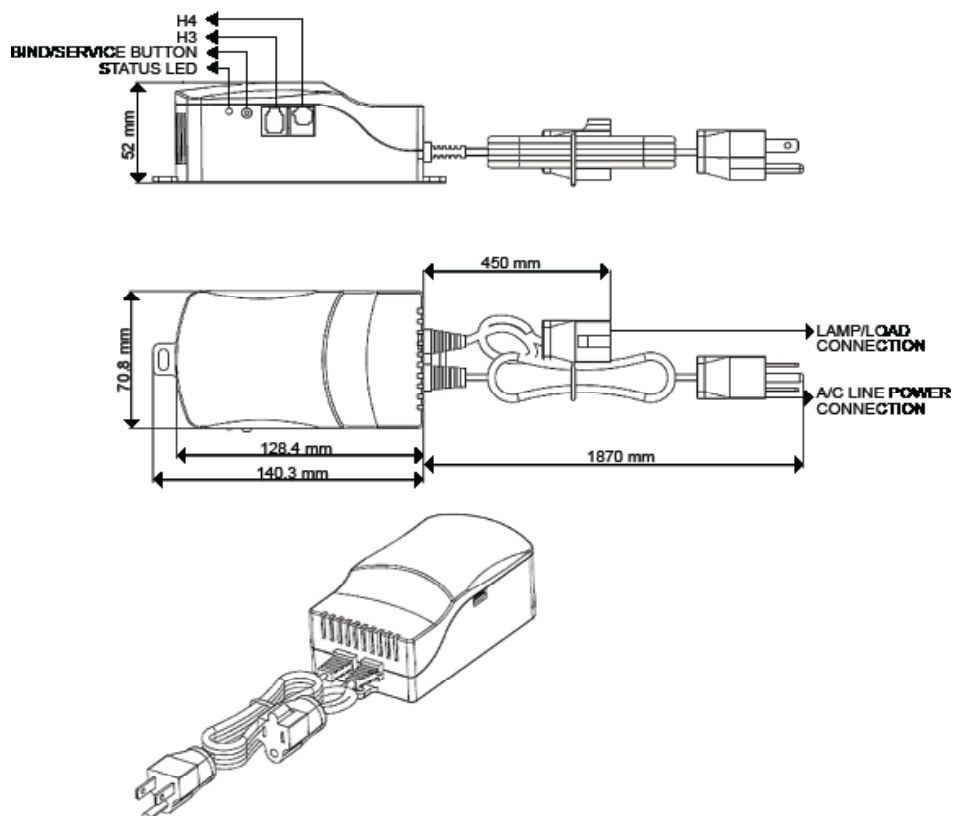
I/O	
SPECIFICATION	RANGE/VALUE
Digital Input / Outputs	1 dry contact input / UART pins

POWER	
SPECIFICATION	RANGE/VALUE
Input Voltage	120 VAC
Device Power Consumption	12 VDC, 100 mA
Max DC Power	200 mA (100 mA available to power external device on 12 VDC)

ENVIRONMENT	
SPECIFICATION	RANGE/VALUE
Operating Temperature	0 - 30 °C
Storage Temperature	-10 – 50 °C
Humidity	10 – 90% RH, Non-Condensing
Type Action	Type 1
Pollution Degree	2
Impulse Voltage	1500V

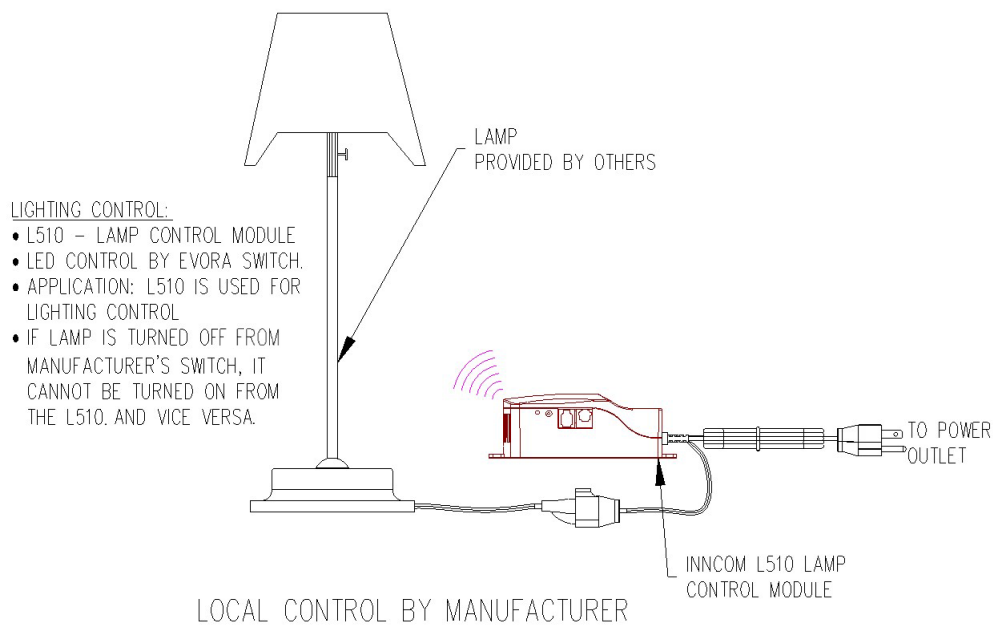
APPROVALS	
FCC PART 15 UL/ULC	

## DIMENSIONS AND OVERVIEW



# WIRING DIAGRAMS

## 1. L510 CONTROLLING A LAMP THAT IS USING EXISTING MANUFACTURER'S SWITCH

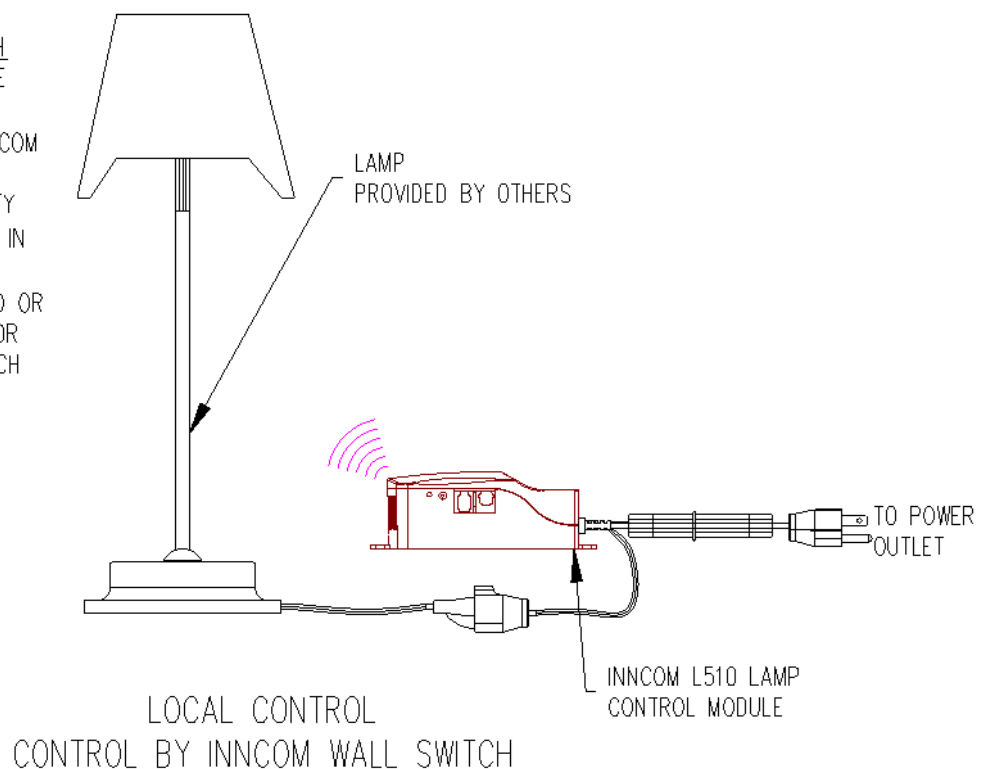


1 DETAIL–L510 WITH LAMP  
SCALE: NTS

## 2. L510 CONTROLLING A LAMP THAT IS NOT USING ANY LOCAL CONTROL

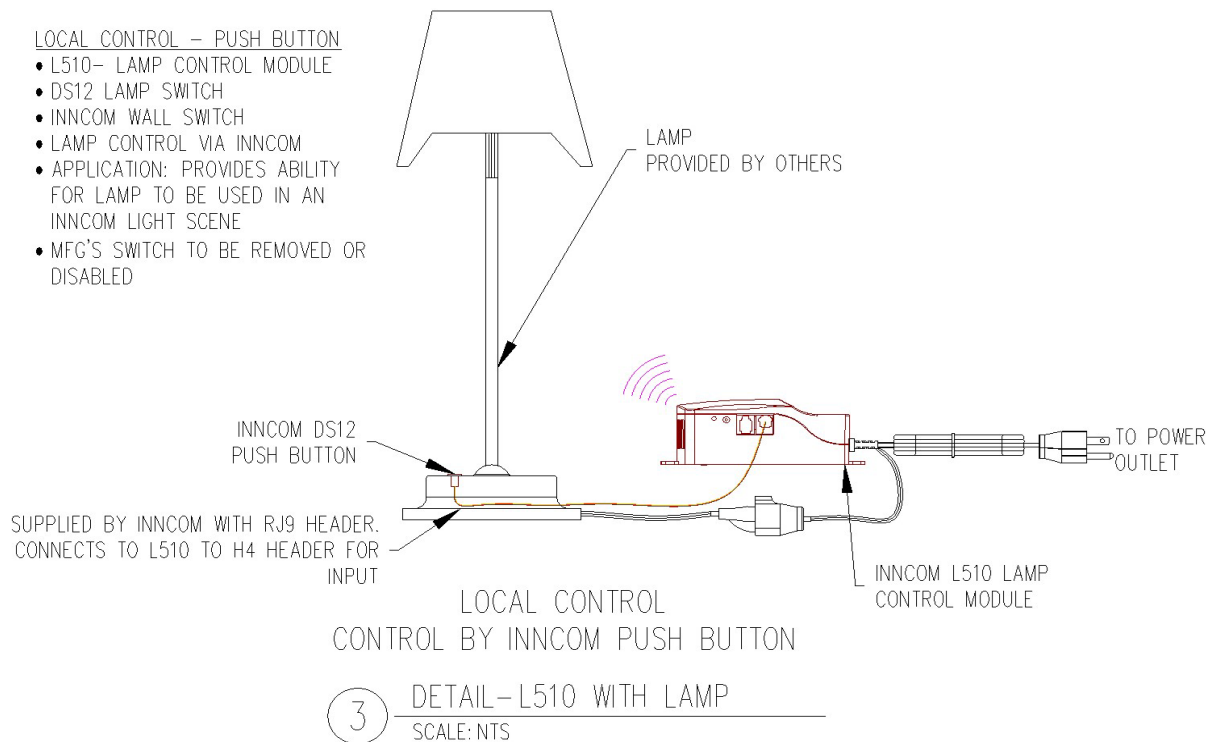
### LOCAL CONTROL – WALL SWITCH

- L510– LAMP CONTROL MODULE
- INNCOM WALL SWITCH
- LAMP/LIGHT CONTROL VIA INNCOM L510
- APPLICATION: PROVIDES ABILITY FOR LAMP/LIGHT TO BE USED IN AN INNCOM LIGHT SCENE
- MFG'S SWITCH TO BE REMOVED OR DISABLED IF ON LAMP. DS12 OR EQUIVALENT MOMENTARY SWITCH CAN BE WIRED TO L510 FOR LOCAL CONTROL OF LAMP.

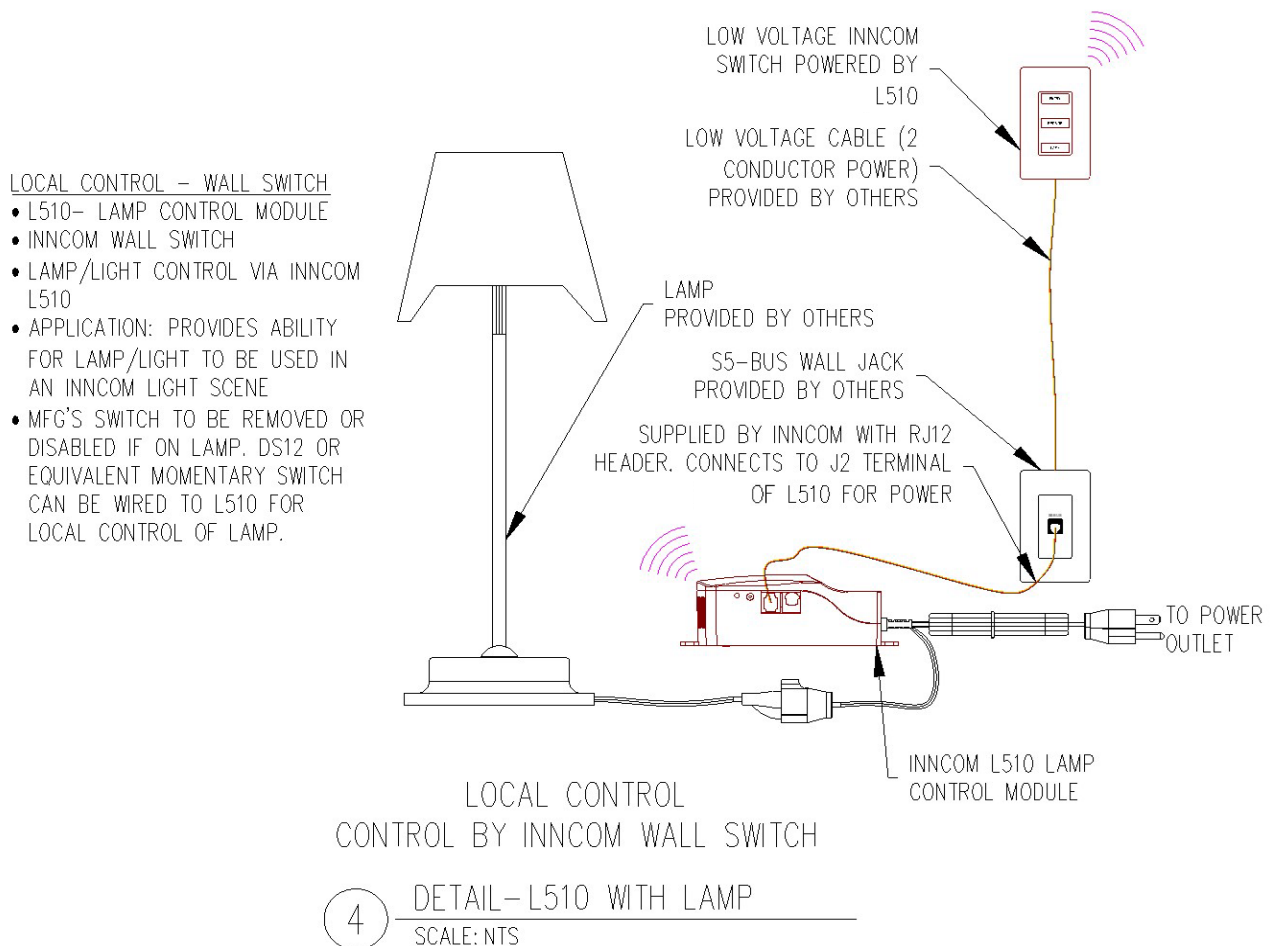


2 DETAIL–L510 WITH LAMP  
SCALE: NTS

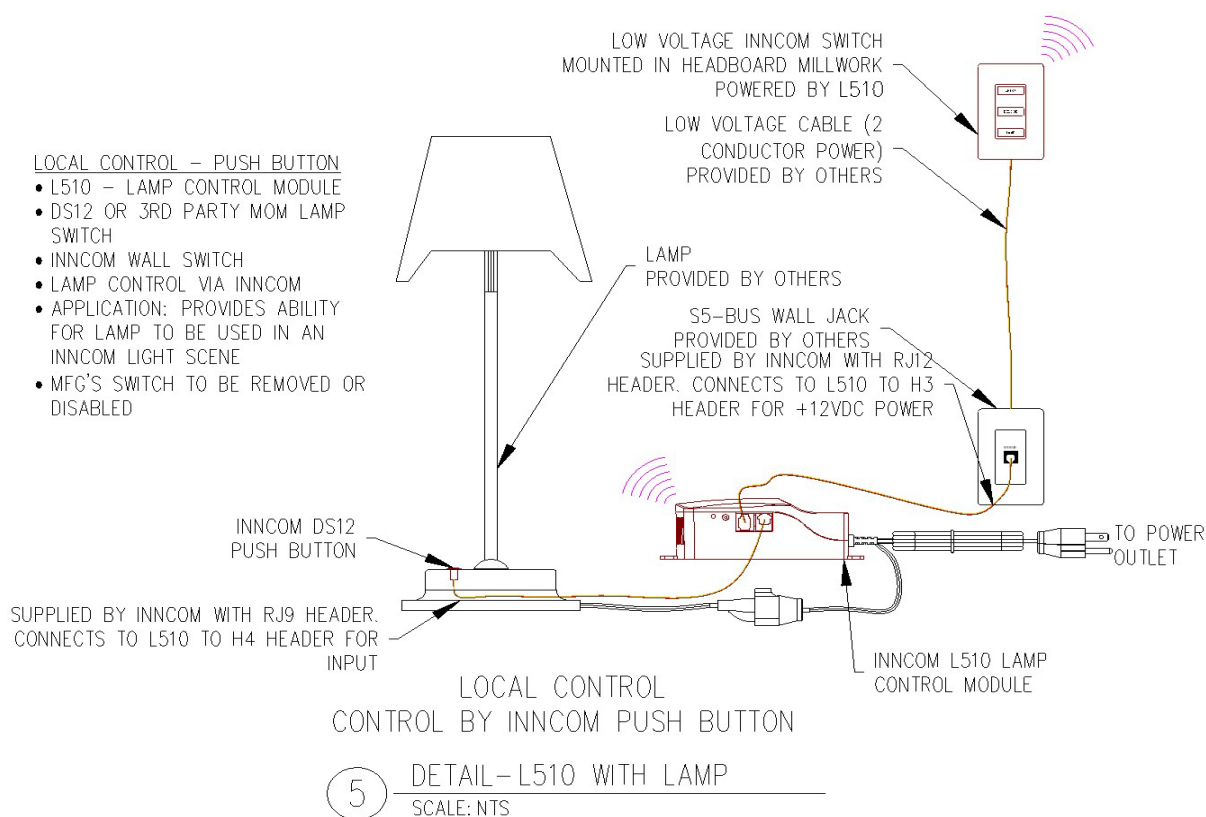
### 3. L510 CONTROLLING A LAMP THAT IS USING LOCAL CONTROL BY INNCOM



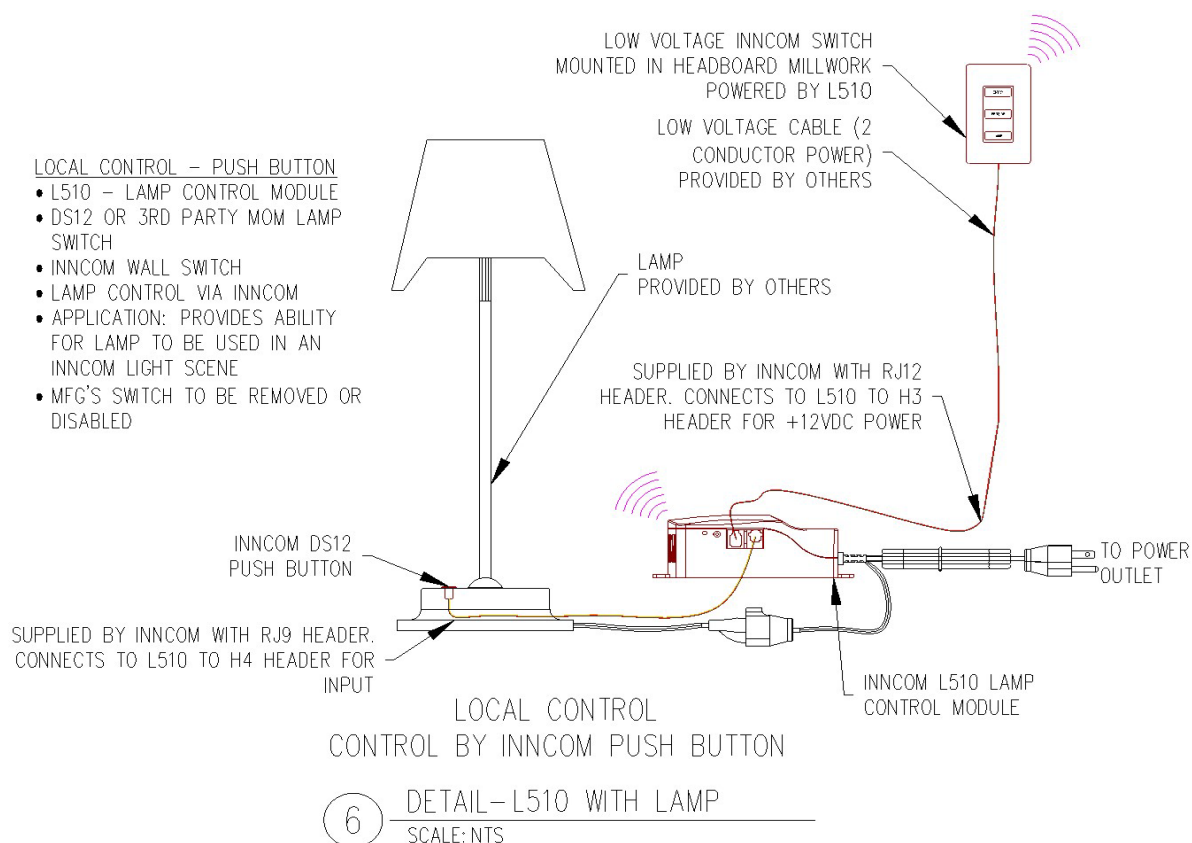
### 4. L510 CONTROLLING A LAMP THAT IS NOT USING ANY LOCAL CONTROL AND L510 IS POWERING A LOW VOLTAGE WALL SWITCH IN THE WALL VIA A WALL



## 5. L510 CONTROLLING A LAMP THAT IS USING LOCAL CONTROL BY INNCOM AND L510 IS POWERING A LOW VOLTAGE WALL SWITCH IN THE WALL VIA A WALL JACK



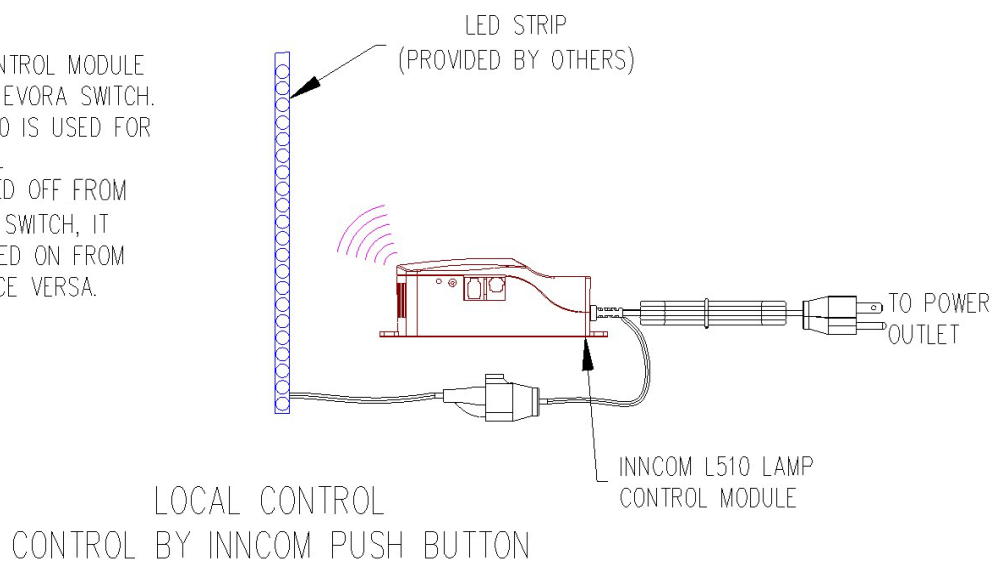
## 6. L510 CONTROLLING A LAMP THAT IS USING LOCAL CONTROL BY INNCOM AND L510 IS POWERING A LOW VOLTAGE WALL SWITCH NOT IN A WALL



## 7. L510 CONTROLLING A LED STRIP

### LIGHTING CONTROL:

- L510 – LAMP CONTROL MODULE
- LED CONTROL BY EVORA SWITCH.
- APPLICATION: L510 IS USED FOR LIGHTING CONTROL
- IF LAMP IS TURNED OFF FROM MANUFACTURER'S SWITCH, IT CANNOT BE TURNED ON FROM THE L510. AND VICE VERSA.

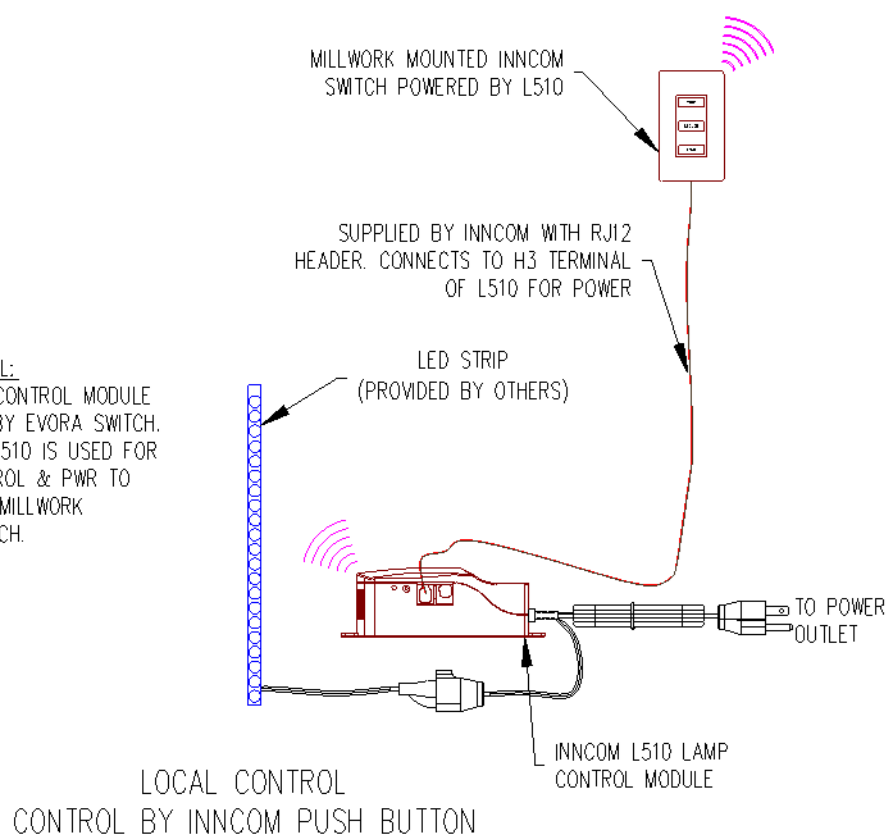


7 DETAIL-L510 WITH LED STRIP  
SCALE: NTS

## 8. L510 CONTROLLING A LED STRIP AND L510 IS POWERING A LOW VOLTAGE WALL SWITCH NOT IN A WALL

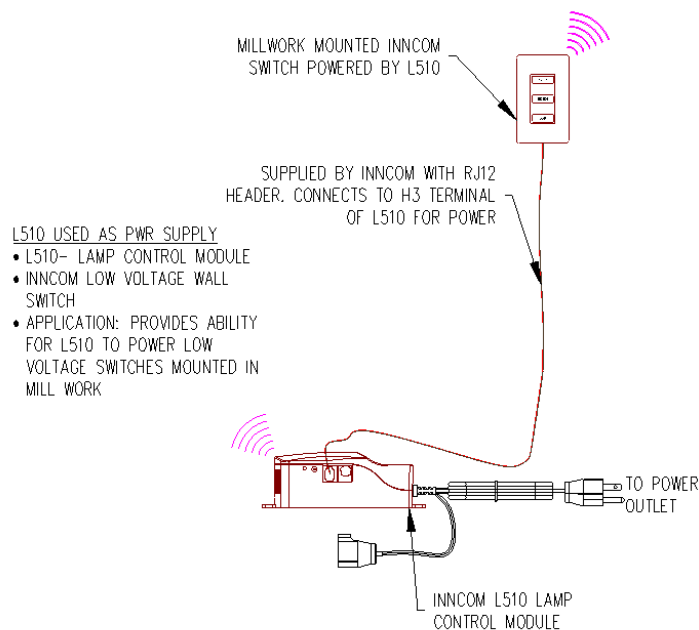
### LIGHTING CONTROL:

- L510 – LAMP CONTROL MODULE
- LED CONTROL BY EVORA SWITCH.
- APPLICATION: L510 IS USED FOR LIGHTING CONTROL & PWR TO LOW VOLTAGE, MILLWORK MOUNTED, SWITCH.



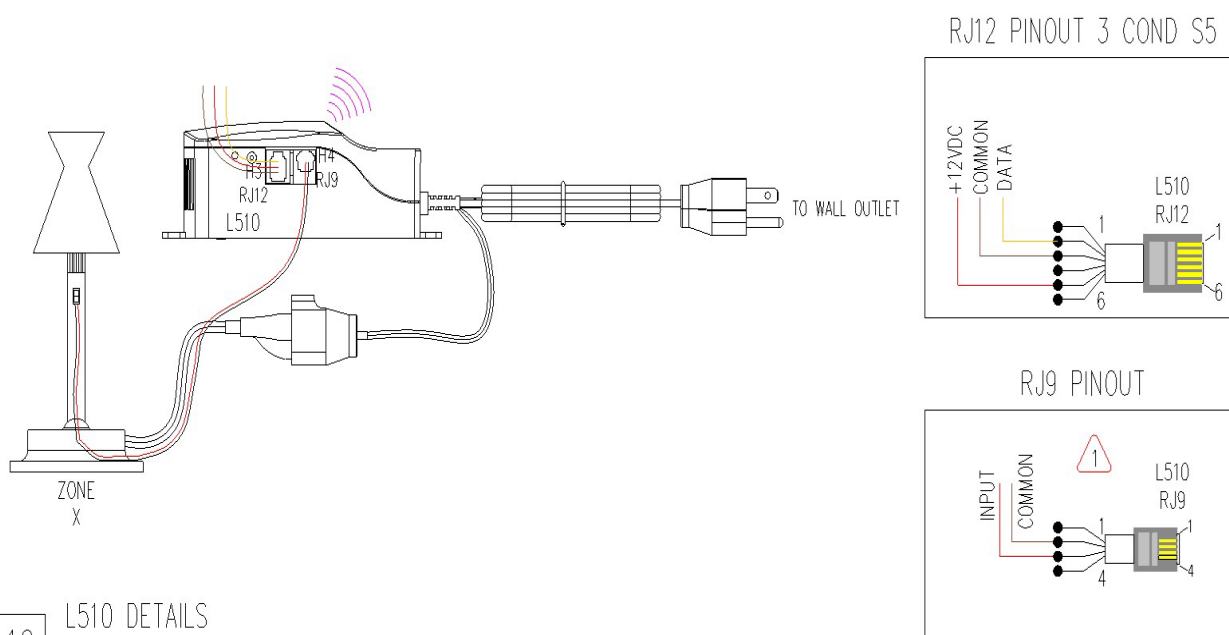
8 DETAIL-L510 WITH LED STRIP  
SCALE: NTS

## 9. L510 BEING USED AS A POWER SOURCE ONLY FOR A LOW VOLTAGE WALL SWITCH (NOT CONTROLLING ANY LOAD)



9 DETAIL-L510 AS POWER SUPPLY  
SCALE: NTS

## 10. L510 WIRING SHOWING RJ9 AND RJ12 PINOUTS



10 L510 DETAILS  
WITH 3RD PARTY MOMENTARY SWITCH (RJ9) AND POWERING LOW VOLTAGE SWITCH (RJ12)

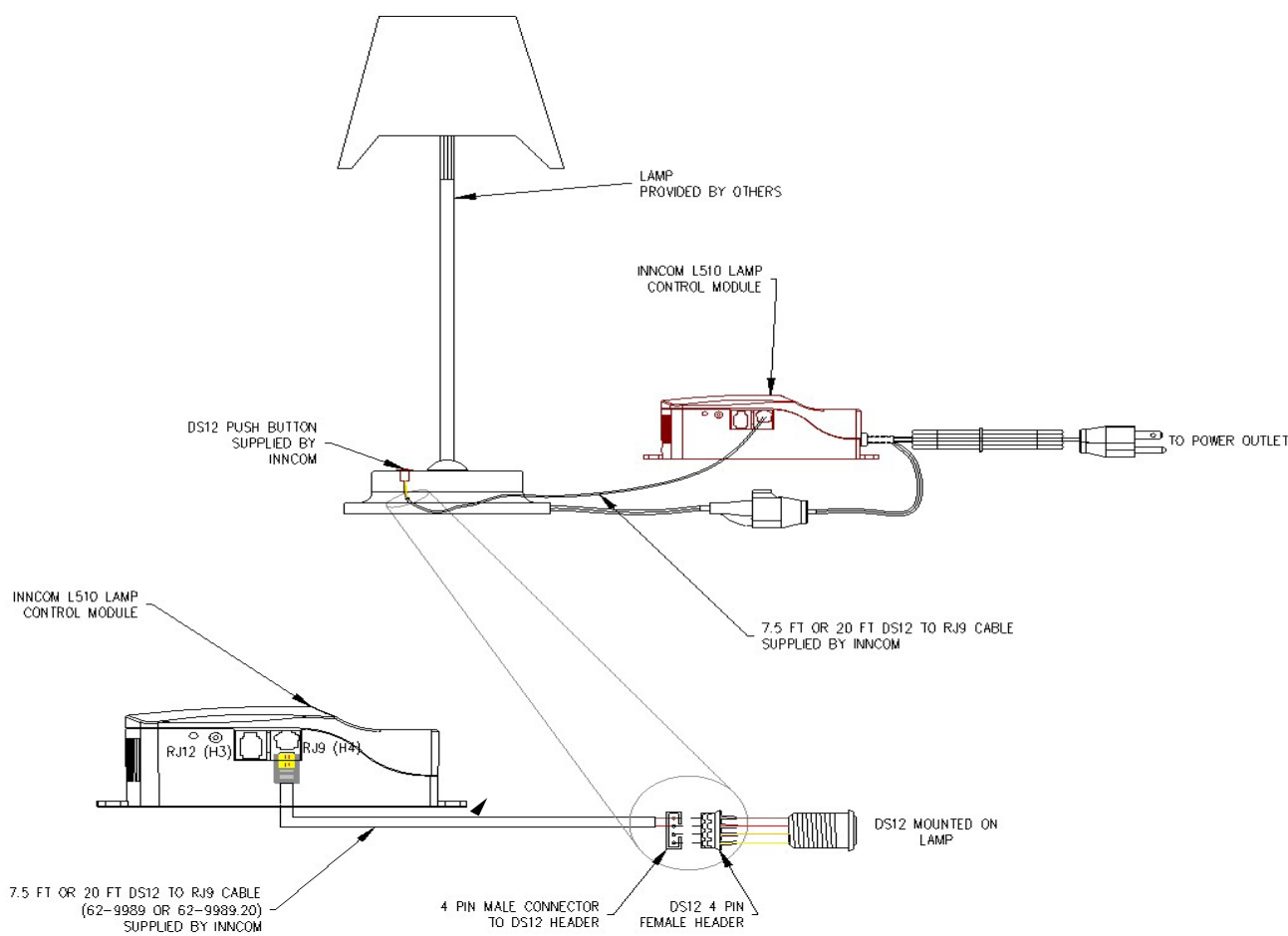


RJ9 - DS12 WHIP INFO:

1. 8 FT LENGTH - PART #: 62-9989
2. 20 FT LENGTH - PART#: 62-9989.20.BK
3. ALL WHIPS COME WITH DS12 AND RJ9 ALREADY CONNECTED, SO DS12 WILL NEED TO BE REMOVED AND 4 PIN HEADER CUT FOR 3RD PARTY MOMENTARY SWITCH WIRING.

11. FULL L510 WIRING DETAIL FOR L510 CONTROLLING A LAMP WITH LOCAL CONTROL BY INNCOM VIA INNCOM SUPPLIED DS12 AND RJ9 CABLE

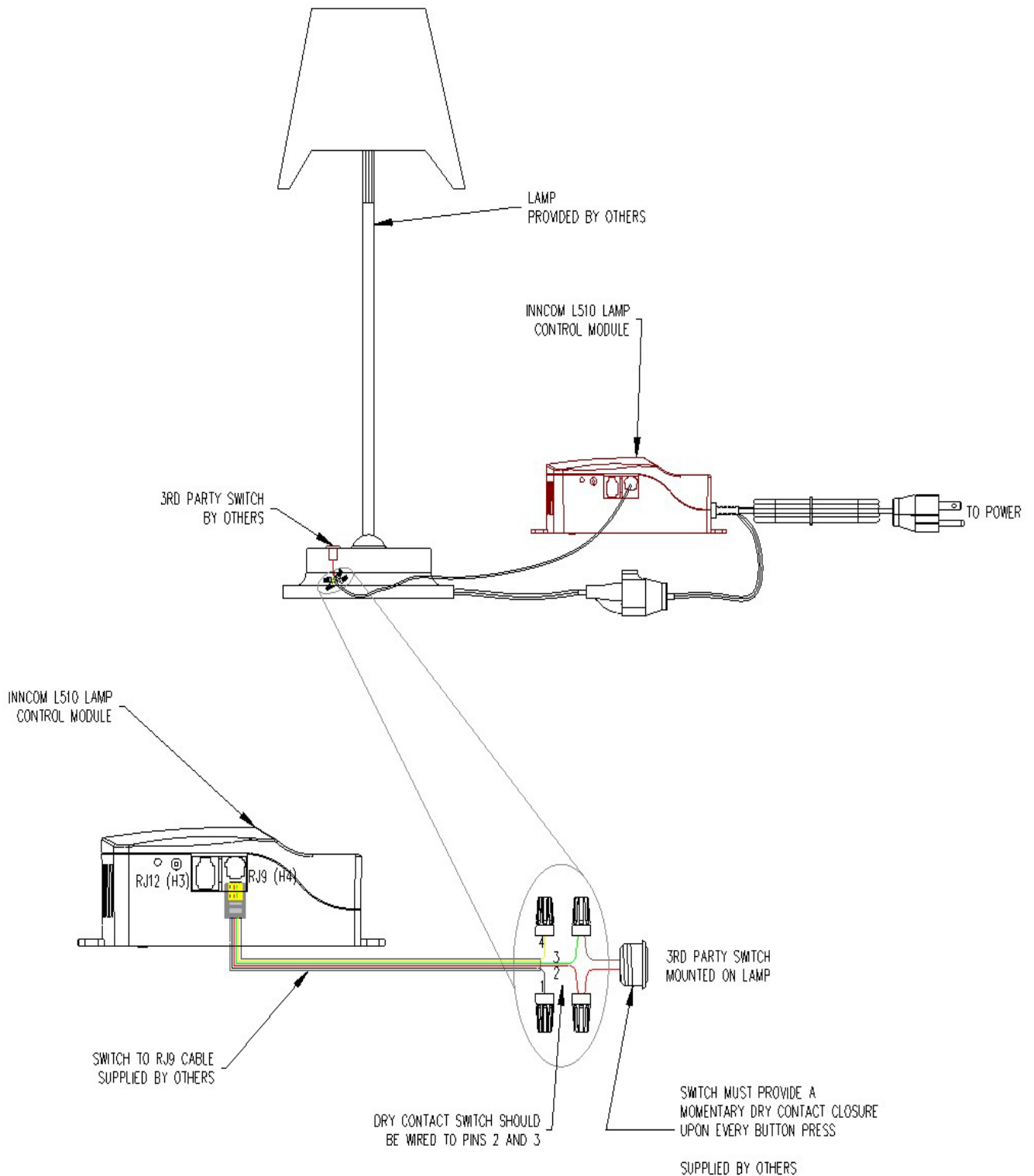
LOCAL CONTROL FOR LAMP PLUGGED INTO L510 MODULES





## 12. FULL L510 WIRING DETAIL FOR L510 CONTROLLING A LAMP WITH LOCAL CONTROL BY INNCOM VIA THIRD PARTY SUPPLIED MOMENTARY PUSHBUTTON AND RJ9 CABLE

### 3RD PARTY LOCAL CONTROL FOR LAMP PLUGGED INTO L510 MODULES



By using this Honeywell literature, you agree that Honeywell will have no liability for any damages arising out of your use or modification to, the literature. You will defend and indemnify Honeywell, its affiliates and subsidiaries, from and against any liability, cost, or damages, including attorneys' fees, arising out of, or resulting from, any modification to the literature by you.

#### Honeywell Building Technologies

715 Peachtree St NE

Atlanta, Georgia 30308

[buildings.honeywell.com](http://buildings.honeywell.com)

@U.S. Registered Trademark  
© 2025 Honeywell International Inc.  
31-00581-02 | Rev. 08-25

**Honeywell**