R1500 LITE V1.0

Portable Power Station

Model R1500 LITE

The products and materials described in this manual will be changed at any time due to technical upgrades. The company reserves the final right to change and explain the contents of the manual.

CONTENT

1. Safety Instructions
2. Specifications
3. User Guide
3.1 Product appearance Introduction
3.2 Introduction of Display (Touch) Icons
3.3 UPS Function
3.4 Solar Charging
3.5 UPS Function (uninterruptible Power Supply)
3.6 APP Operation Guide
4. FAQ
5. Troubleshooting
6. Package Contents
7. Cleaning and Care
8. Contact US

1.Safety Instructions

This product is an power station battery, please make sure to take basic precautions, be sure to take basic precautions including:

1. Be sure to operate the product in a dry and well ventilated place, and if it gets wet, dry it thoroughly before use.
2. To reduce the risk of injury, close monitoring is required when using this product near children.
3. Do not use this product if the power cord or plug is damaged, or if the product is not fully assembled.
4. Do not let the AC interface with metal, otherwise it may cause electric shock, fire and other dangers.
5. During charging or using the product, do not block the product vents, otherwise it may cause permanent damage to the product.
6. Please do not expose the product to rain and snow.
7. It is forbidden to use the product in the environment of strong static electricity or strong magnetic field.
8. Please use the cable specially designed for the product, the company does not assume any responsibility for the damage caused by the third-party equipment.
9. Do not disassemble the product at will. If this product needs service or maintenance, please find a professional technician.
10. Warning! Lithium Battery is dangerous! Please keep distance from the product.
11. When disposing of used batteries, please separate batteries of different electrochemical systems.
12. In case of fire, you powder fire extinguisher can be used or immersed in water.
13. Be sure to keep the product away from fire and heat sources.

2.Specifications

General Information

Net Weight Approximately 10KG(23.07lbs)
Size：417(L)*230(W)*316.5(H)*(±2)*(±2)mm
Battery Capacity: 1500Wh (25.2V*60Ah)
Wi-Fi Support
Bluetooth Support
UPSe Uninterruptible Power Supply Support

Input Ports

AC Input 1100~1200V~50A Max, (220~240V~5.5A Max
Solar Input 12~60V~10A, 500W Max
Car Charge Input 10/20V~3C

Output Ports

AC Output *4: 100~120V/220~240V 1600W Max (Surge 3200W)
USB-A*2: 5V~3A,9V~2A,12V~1.5A,18V 1.5A
USB-C*2: 5V~3A,9V~2A, 20V~5A, 100W Max 1)
Car Port: 12V~10A 120W Max

Battery Info

Battery Type: LFP Lithium Iron Phosphate
Protection Type: High Temperature Protection, Low Temperature Protection, Over Voltage Protection, Over Current Protection, Short Circuit Protection, Overload Protection, Over Discharge Protection, Over Current Protection

Environmental Operating Temperature

0°F/-18°F/32°F/50°F/104°F/122°F

Certification

3.User guide

3.1 Product appearance introduction

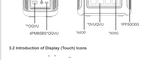

3.2 Introduction of Display (Touch) Icons

INPUTS	Function Introduction	INPUTS	Function Introduction
	BOUTPUTSFSOFOUBWF	-	DFOOFOUBOUWF
	OOUOFFS		JTUSUOFF
	BOUOUFFS		DFOOFOUBOUWF
	BOTOUFFSFOUSETOBZ		HUBOUWF
	BWFSFWBOOHBUSOFEF		BOFOFSWUOH
	BTUSBWFSFFO		TFFFTBSWOWFF
	UFFSBWFFO		FUFFUOFO
	BUOUFWFSFBEOFO		BDFO
	BOFOUFWFSFBEOFO		

When using the product for solar panel charging, please connect according to the user manual specifications.

Before connecting the solar panel, please confirm the output voltage specification of the solar panel is within 60V, the maximum current is 10A, and the maximum charging power is within 600W.

3.3 UPS function (uninterruptible power supply)

This product supports UPS (Uninterruptible Power Supply) function. You connect the power grid and the AC input port of the product through the AC charging cable, and the electrical appliance can use the AC output port of the product to ensure that the AC output port of the product is still in the state of power supply when the power grid is suddenly cut off (the product power switch is in the open state). Power supply mode of the product UPS. Time. It is recommended to use only one device during use, and do not use it in the case of too many devices to avoid overloading the product and causing the product to shut down. When the power station consumes 0.5% of the power and turns off the AC output the maximum power of the AC output ports should not exceed 1600W, when the mains voltage range is 220~240V.

3.4 Solar charging

Users can charge the product by connecting solar panels in series as shown in the figure.

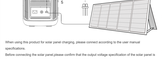

When using the product for solar panel charging, please connect according to the user manual specifications.

Before connecting the solar panel, please confirm the output voltage specification of the solar panel is within 60V, the maximum current is 10A, and the maximum charging power is within 600W.

3.6 APP operation guide

3.6.1 APP download

Click on the mobile phone to enter the QR code tables to download and install the APP

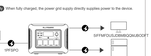
SFSFBOFO
SFSFBOFO
SFSFBOFO