

Double DishDrawer™

Dishwasher, Tall, Sanitize

Series 7 | Contemporary

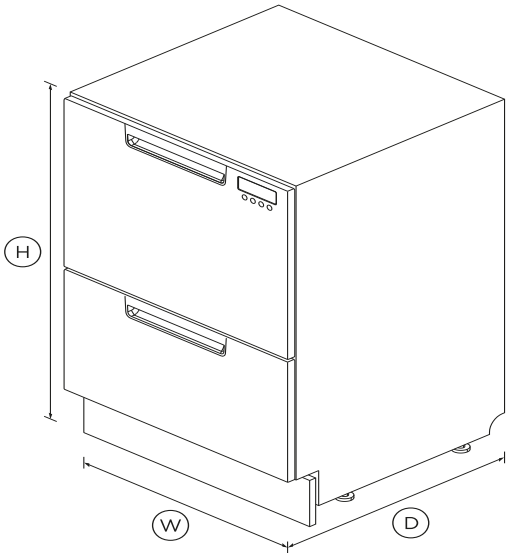
Stainless Steel



- Doing the dishes got easier. Load one drawer while the other washes – with the top drawer fitting your large dinner plates easily.
- Six wash programs, as well as additional Quick wash, Sanitize and Extra Dry options
 - Built-in water softener improves wash performance by reducing unwanted minerals in the water
 - Flexible racking can be folded down to fit bigger dishes

DIMENSIONS

Height	34 - 36 3/8"
Width	23 9/16"
Depth	22 9/16"



FEATURES & BENEFITS

- Ease of use**
DishDrawer™ Dishwashers are as easy to open and close as kitchen drawers and can be conveniently positioned at bench height for ease of loading and minimal bending. Flexible racking allows you to make adjustments to fit in a variety of dishes.
- Independent wash**
With the ability to use both drawers independently and select different wash programs the DishDrawer™ Dishwasher can wash everything from fine glass and crystal to heavily soiled pots and

- pans.
- Quick, Sanitize and Extra Dry options**
The Quick wash modifier delivers a faster wash while maintaining performance. The Sanitize option provides extra protection killing 99.9% of bacteria in the final rinse. The Extra Dry setting is perfect for plastic dishes.
- Quiet performer**
Running at a very low decibel rating, these DishDrawer™ Dishwashers do their job without making a fuss. The combination of intelligent technology and simple mechanics means greater reliability and excellent wash performance.

SPECIFICATIONS

Accessories	
Cutlery basket	•
Kickstrip	included
Knife clip and multipurpose	•
Capacity and loading	
Accommodates round plates	12.25" (top) 11" (bottom)
Adjustable height, foldable	•
Fold down tines	•
Pitch adjustable tines	•
Place settings	14
Consumption	
Energy rating	Energy star
Energy usage	282 kWh/year
Controls	
Child lock	•



Electronic fault/Diagnostic	•
End of cycle beeps	•
Energy saving delay start	•
Rinse aid indicator light	•

Features

Built-in water softener	•
Fan assisted drying	•
Flow through detergent	•
Quiet operation	•
SmartDrive™ technology	•

Performance

Noise on gentle cycle top	44dBA
---------------------------	-------

Power requirements

Amperage	9.6A
Electric circuit	3 wire
Rated current	15A
Supply frequency	60Hz
Supply voltage	120V

Product dimensions

Depth	22 9/16"
Height	34 - 36 3/8"
Width	23 9/16"

Warranty

Parts and labor	Limited 2 years
-----------------	-----------------

Wash Programs

Delicate	•
Extra Dry	•
Fast	•
Heavy	•
Medium	•
Normal eco	•
Number of wash programs	6
Quick	•
Rinse	•
Sanitize	•
Wash modifiers	3







Water connection

Supplied hose to suit 3/8"	•
----------------------------	---

SKU	81600
-----	-------

The product dimensions and specifications in this page apply to the specific product and model. Under our policy of continuous improvement, these dimensions and specifications may change at any time. You should therefore check with Fisher & Paykel's Customer Care Centre to ensure this page correctly describes the model currently available. ? Fisher & Paykel Appliances Ltd 2020

Other product downloads available at fisherpaykel.com

	Quick Start Guide
	User Guide
	Installation Guide
	Installation Guide
	Specification Guide DoubleDishDrawer
	Data Sheet Double DishDrawer

**A PEACE OF MIND SALE****24 Hours 7 Days a Week Customer Support****T 1.888.936.7872 W** www.fisherpaykel.com