尺寸：78*145mm 折页印刷

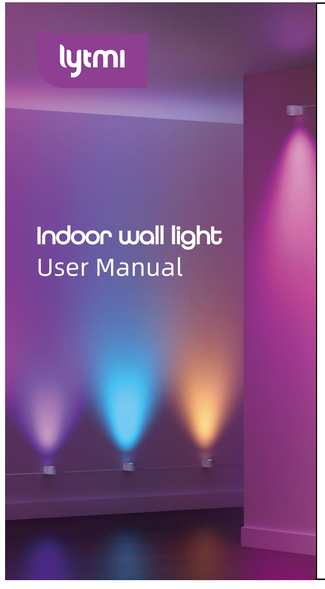

Read and follow all the safefy instructions

- This product is not waterproof. Avoid exposing its components to splashes, water drops, or high-humidity environments.
- The working temperature should be between 14ºF to 104 ºF(-10ºC to 40ºC).
- The internal light sources of this product cannot be replaced. If the light sources sustain damage, the product should be replaced.
- Do not allow children to assemble and install this product without adult supervision.
- Avoid installing this product near major heat sources.
- External dimmers cannot be used with this product.
- Avoid installing this product near potentially dangerous sources(e.g candles,liquid-filled objects.)

Introduction

Thanks for choosing Lytmi Indoor Wall Lights. This product can be easily installed on the wall of a corridor, living room, bedroom, and more, bringing another level of colorfulness to daily life.

Download Lytmi Home APP to adjust colors, color segmentation, brightness,effects, and more. It can also connect with third-party voice assistants such as Alexa and Google Assistant for hands-free control.

What's in the Box?

Contents	Quantity
LED wall light	1
Control Box	1
Power Adapter	1
3M Sticker	16-26
Cable Clip	8-12
User Manual	1

At a Glance

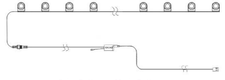

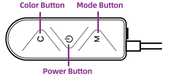

C Color Button	Press to cycle through 7 colors.
U Power Button	Short press to turn on/off Long press to reset.
M Mode Button	Press to cycle through 20 Mode.

Installation Steps

Clean the surface and mask sure there is no dust or debris on it

Peel off the protective film of the adhesive tape, stick on the light base and firmly press it for more than 15 seconds.

Stick the light onto the wall and firmly press it more . than 15 seconds.

Connect to the power adapter and plug into power.

Pairing Your Device with Lytmi Home APP

What You Need

- A WI-FI router that supports 2.4GHz and 802.11 b/g/n bands(5GHz not supported)
- A smartphone or tablet running IOS or Android.

Pairing Instructions

- Downloading the Lytmi Home app from APP Store(IOS devices) or google play(Android devices),turn on the Bluetooth and location on your smartphone.
- Open the app, tap the "+" icon in the top right corner and search for "indoor wall light"
- Tap the device icon and follow the on-screen instructions to complete pairing.

Google play Apple store Android IOS

Controlling the Device with Your Voice

1. Open the app, then tap "me" icon in the bottom right corner to enter the details page.
2. Select Alexa or google assistant user guide and follow the on-screen instructions to control the device using your voice.

Specifications

Power Input(Adaptor)	100-240VAC 50/60HZ
Power Input(Light)	24V 0.5A
Light Color	RGBIC
Working Temperature	14ºF to 104ºF(-10ºC to 40ºC)
Adjustable Range of Cable	5cm-42cm(0.16ft-1.4ft)

Troubleshooting

1. cannot connect to Lytmi Home APP

- Check if the light is powered on.
- Check if your smartphone's Bluetooth and location is enable, or try connecting with another smartphone.
- When connecting for the first time, ensure the smartphone and light is near the router.
- If the connection error still exists, please delete the connected light from" All Devices" on the app, reconnect to lytmi home app by following the instructions provided previously.

2. Wi-Fi disconnected or failed to connect.

- Check if the light is powered on.
- Ensure your Wi-Fi router is 2.4GHz capable (5G is not supported)
- Ensure you entered the correct Wi-Fi password during Wi-Fi connections process.
- Try connecting the light with a smartphone hotspot to check if your home network is working properly.
- Shorten the distance between the light and the Wi-Fi router to less than 20ft, then try reconnecting.

3. lights fail to light up

- Check that the control box, and power adaptor are all properly connected.

If you have any questions about the device or if something is missing or damaged in the package, feel free to contact our support team with your order number.
Our email: **support@lytmi.co**

Customer Service

Warranty: 36-Month Limited Warranty
Support: Lifetime Technical Support
Email: support@lytmi.co
Official website: www.lytmi.co
Facebook@Lytmi YouTube@Lytmi