

Installation Guide

AK-UI55

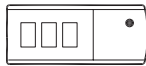


084R8057

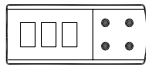


AN294434115977en-000301

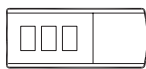
Identification



AK-UI55 Bluetooth

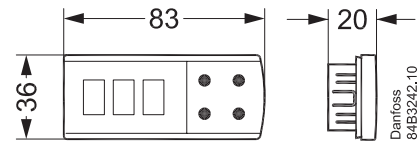


AK-UI55 Set

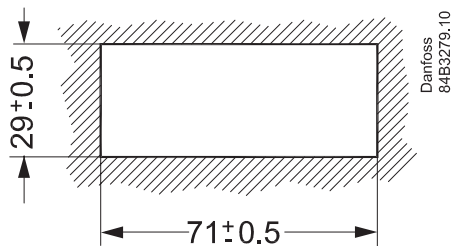


AK-UI55 Info

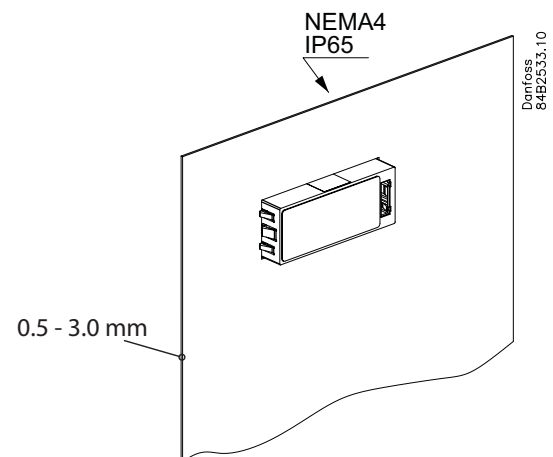
Dimensions



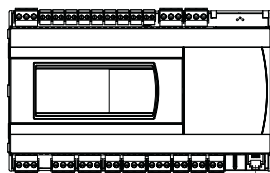
Mounting



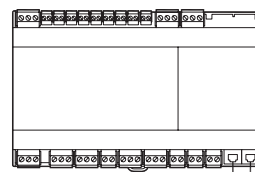
$t_{amb} = 0 - 55\text{ °C}$
 $32 - 130\text{ °F}$
 Non condensing



Connection



L MAX. = 100 m



$L_1 + L_2$: MAX. = 100 m

RJ 12



AK-UI cable, 3 m: **084B4078**
 AK-UI cable, 6 m: **084B4079**

AK-UI55 Info

Lights up in event of:
Energy optimization
Cooling
Defrosting
Fan operation



Lights up in event of:
Alarm

With start-up /connection to a controller, the display will "light up in circles" as it collects data from the controller.

The display can give the following messages:

-d-	Defrost is in progress
Err	The temperature cannot be displayed due to a sensor error
Fan	Appliance cleaning has been initiated. The fans are running
OFF	Appliance cleaning is activated and the appliance can be cleaned
OFF	The main switch is set to Off
SEr	The main switch is set to service / manual operation
CO ₂	Flashes: Will display in event of a refrigerant leakage alarm, but only if the refrigerant is set up for CO ₂

AK-UI55 Bluetooth

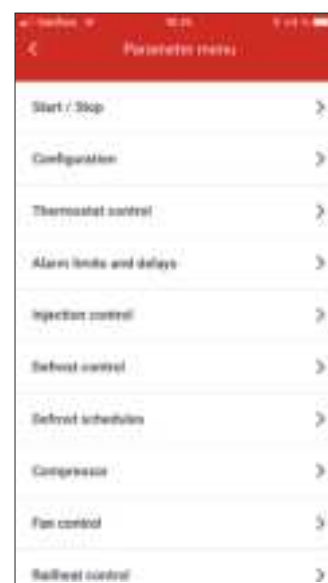


Without configuration, the display can show the same information as shown above.

Access to parameters via Bluetooth and app

1. App can be downloaded from Google App Store and Google Play
Name = AK-CC55 Connect
Start the app.
2. Click on the display's Bluetooth button for 3 seconds.
The Bluetooth light will then flash while display is showing the controller's address.
3. Connect to the controller from the app.

Loc
The operation is locked and cannot be operated via Bluetooth.
Unlock from the system device.

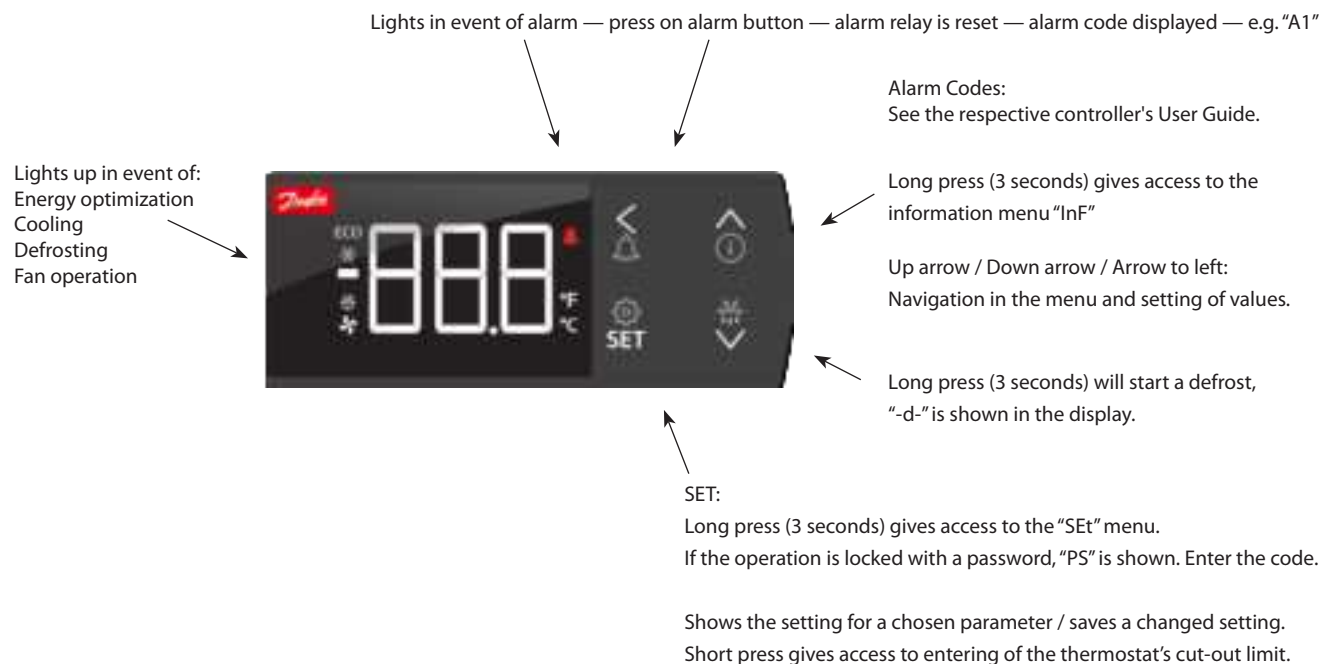


Functions:
See the respective controller's User Guide.

AK-UI55 Set

Display during operation

The values will be shown with three digits, and with a setting you can display the temperature in °C or in °F.



The display can give the following messages:

-d-	Defrost is in progress
Err	The temperature cannot be displayed due to a sensor error
Err	The display cannot load data from the controller. Disconnect and then reconnect the display
ALA	The alarm button is activated. The first alarm code is then shown
---	At top position of the menu or when max. value has been reached, the three dashes are shown in the top of the display
---	At bottom position of menu or when min. value has been reached, the three dashes are shown in the bottom of the display
Loc	The configuration is locked. Unlock by pressing (for 3 seconds) on the 'up arrow' and 'down arrow' simultaneously
UnL	The configuration is unlocked
---	The parameter has reached min. or max. limit
PS	A password is required for access to the menu
Fan	Appliance cleaning has been initiated. The fans are running
OFF	Appliance cleaning is activated and the appliance can now be cleaned
OFF	The main switch is set to Off
SEr	The main switch is set to service / manual operation
CO ₂	Flashes: Will display in event of a refrigerant leakage alarm, but only if the refrigerant is set up for CO ₂

Factory setting

If you need to return to the factory-set values, do the following:

- Cut off the supply voltage to the controller
- Keep up "∧" and down "∨" arrow buttons depressed at the same time as you reconnect the supply voltage
- When FAc is shown in the display, select "yes".

Statements for the AK-UI55 Bluetooth display:

FCC COMPLIANCE STATEMENT

CAUTION: Changes or modifications not expressly approved could void your authority to use this equipment
This device complies with Part 15 of the FCC Rules. Operation to the following two conditions: (1) This device may not cause harmful interference, and (2) this device must accept any interference received, including interference that may cause undesired operation

INDUSTRY CANADA STATEMENT

This device complies with Industry Canada license-exempt RSS standard(s). Operation is subject to the following two conditions: (1) this device may not cause interference, and (2) this device must accept any interference, including interference that may cause undesired operation of the device.

Le présent appareil est conforme aux CNR d'Industrie Canada applicables aux appareils radio exempts de licence. L'exploitation est autorisée aux deux conditions suivantes : (1) l'appareil ne doit pas produire de brouillage, et (2) l'utilisateur de l'appareil doit accepter tout brouillage radioélectrique subi, même si le brouillage est susceptible d'en compromettre le fonctionnement.

NOTICE

FCC COMPLIANT NOTICE

This equipment has been tested and found to comply with the limits for a Class B digital device, pursuant to part 15 of the FCC Rules. These limits are designed to provide reasonable protection against harmful interference in a residential installation. This equipment generates, uses and can radiate radio frequency energy and, if not installed and used in accordance with the instructions, may cause harmful interference to radio communications. However, there is no guarantee that interference will not occur in a particular installation. If this equipment does cause harmful interference to radio or television reception, which can be determined by turning the equipment off and on, the user is encouraged to try to correct the interference by one or more of the following measures:

- Reorient or relocate the receiving antenna.
- Increase the separation between the equipment and receiver.
- Connect the equipment into an outlet on a circuit different from that to which the receiver is connected.
- Consult the dealer or an experienced radio/TV technician for help.

Modifications: Any modifications made to this device that are not approved by Danfoss may void the authority granted to the user by the FCC to operate this equipment.

Danfoss Cooling
11655 Crossroads Circle
Baltimore, Maryland 21220
United States of America
www.danfoss.com

EU CONFORMITY NOTICE

Hereby, Danfoss A/S declares that the radio equipment type AK-UI55 Bluetooth is in compliance with Directive 2014/53/EU.
The full text of the EU declaration of conformity is available at the following internet address: www.danfoss.com

Danfoss A/S
Nordborgvej 81
6430 Nordborg
Denmark
www.danfoss.com