

HIGHLIFE® COLLECTION

ENVOY™




FreshWater® IQ
System Ready




100% Filtration
SilentFlo Circulation



Moto-Massage® DX



Super Energy
Efficient



Colour LCD
Touchscreen



Polymer Substructure
& Base Pan



Shown with Alpine White Shell and
Charcoal Cabinet

People	Seating	Jets	Voltage
5 Seats	Lounge	55 Jets	230 V

Size
254 × 231 × 97 cm


Water Care
FreshWater® Salt System Included

HIGHLIFE® COLLECTION


ENVOY™




SHELL COLOURS



CABINET COLOURS



COVER COLOURS



CABINET AND SHELL COLOUR OPTIONS*

Cabinet Colours	Java	Charcoal	Blackwood	Linen	Brushed Nickel
Shell Colours	Alpine White Ice Grey Ivory Tuscan Sun Pebble	Alpine White Ice Grey Platinum Tuscan Sun Pebble	Alpine White Ice Grey Platinum	Alpine White Ivory Tuscan Sun Pebble	Alpine White Ice Grey Platinum

LEGENDARY MASSAGE

- 55 Personalised-Control Jets**
- 2 Moto-Massage® Seats
 - Soothing Stream™ Seat
 - Precision™ Jet Seat
 - Captain's Seat

EASY WATER CARE

- Water Care System** FreshWater® Salt System Included, Smart Monitoring System Optional
- Filtration System** 100% No-bypass Filtration, Exclusive, High-flow Tri-X™ Filters, 30 m² Filtration Area

LEADING ENERGY EFFICIENCY

- Jet Pump 1** WaveMaster® 9000; One-speed, 2.5 HP Continuous Duty, 5.2 HP Breakdown Torque
- Jet Pump 2** WaveMaster 9200; Two-speed, 2.5 HP Continuous Duty, 5.2 HP Breakdown Torque
- Circulation Pump** SilentFlo 5000™ for quiet, continuous filtration
- Heater** No-Fault® 1,500 W / 230 V
- Insulation** Multiple Layers of Foam Insulation; Certified to California Energy Commission (CEC) and APSP 14 energy efficiency standards for portable spas

Cover WeatherPro™ 10 cm Tapered Custom-Fit with Hinge Seal

SIZE

Dimensions 254 × 231 × 97 cm

CAPACITY

- Seating Capacity** 5 seats with lounge
- Water Capacity** 1,725 litres
- Weight** 355 kg dry; 2,480 kg filled**

ADDITIONAL FEATURES

- Smart Spa Technology** Hot Spring Spas App, Powered by the Connected Spa Kit
- Water Feature** BellaFontana™ with 3 illuminated arcs of water
- Cover Lifters** CoverCradle™, CoverCradle II, Lift 'n Glide™, or UpRite™
- Steps** Steps are available to match cabinet colours
- Entertainment** Bluetooth® Wireless Sound System (Optional)
- Control System** IQ 2020™ with Colour LCD Touchscreen, 230 V / 20 amp, 50 Hz
- Lighting System** Luminescence™ multi-colour four-zone
- Cooling System** CoolZone™ (Optional)

*No special orders or shell substitutions available. Actual colours and products may vary from print representation. See dealer to verify.
**Includes water and 5 adults weighing 80 kg each.

