

Getting Started Guide

Using Your Device

Powering On:

Flip the power switch to the “I” symbol on the case. A small green light on top will illuminate flashing to processor activity.

Before Using:

After the animated white light stops breathing, 7 blue blinks will indicate the device is fully booted and ready for use.

Use:








Use any Wi-Fi enabled device to connect to the “ACID Mini” Wi-Fi network. Next enter the password “acidhotspot”, then follow the automatic prompt or type the URL of <https://acid-mini.hotspot> into a browser. Click “Go to acid-mini.hotspot” and click on the desired resource.

NOTE: Some browsers may have compatibility issues. Please use the Firefox browser for the best experience.

Powering Off:

Flip the switch to the “O” position all lights should be powered off.

Status LED Legend:


-  Battery is Between 100–75%
-  Battery is Between 74–50%
-  Battery is Between 49–25%
-  Battery is Between 24–10%
-  Battery is Below 10%
-  Resources Are Still Initializing
-  Hotspot is Ready

Charging:

Use the Micro USB connector to charge the internal battery. Charging usually takes about 1 hour. When the red LED near the port is off the battery has finished charging.

Note:

-  Flashing Light
-  Breathing Light



Specifications

Case: PLA Plastic (IP3X rated)

L 3.2" x W 1.8" x H 1.2"

Weight: 100 grams/3.5 oz

Battery Life: 4+ Hours

Battery: 1,000 mAh


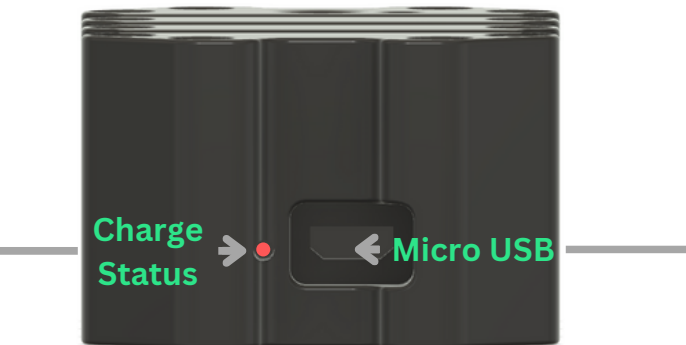
CPU Cores: 4

CPU Speed: 1 GHz

Storage: 256GB (Full)

Ram: 512MB

Charging Port: Micro USB @ 5V



Troubleshooting

"Gateway Error" message.

This message is due to the device not being fully initialized and booted. Exit out of this page, then wait 10-15s and try again. If the error continues try a reboot.

My device isn't opening resources anymore.

Reboot the device by switching it off and switching it back on.

The video is blocky and/or blurry or stutters.

Content on this device is highly compressed. This will leave artifacts in the video and is completely normal.

My video is not working.

Be patient, videos are a large file. If the selected video doesn't play after 15s of attempting, reboot the device.

Everything feels sluggish.

If large items like Wikipedia load within 10s this is normal. This is a low power device in order to extend battery life. Certain actions can be sluggish as a result.

No audio on smartphone.

Switch off ringer silence setting.