

UGREEN

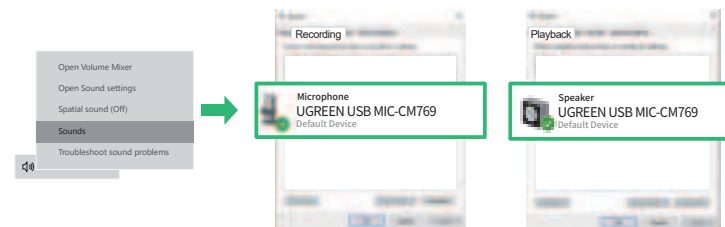
## USB Desktop Microphone

Model: CM769 | P/N: 35629

EN

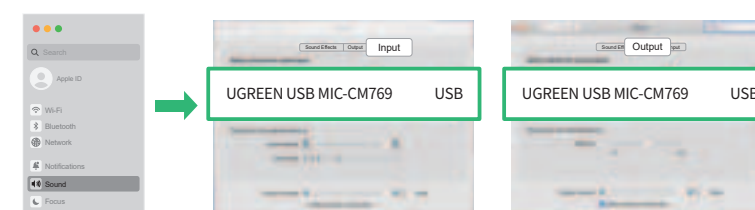
### Connection and Setup

1. Connect the microphone to the computer using the provided cable. The microphone will then be ready for use.
2. If you need to monitor the microphone, plug your earphones into the 3.5mm port on the microphone.



### Windows

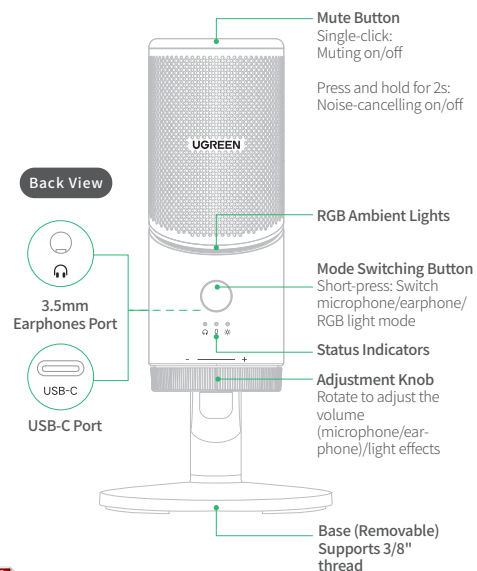
1. Right-click on the sound icon <img alt="sound icon" data-bbox="275 355 285 365"/> on the system tray and select "Sounds".
2. Single-click "Recording" > set the "Microphone (UGREEN USB MIC-CM769)" as the default device to record audio.
3. Single-click "Playback" > set the "Microphone (UGREEN USB MIC-CM769)" as the default device, then you can enjoy the audio using earphones plugged into the microphone.




























### macOS

1. Enter "System Preferences">"Sound".
2. Single-click "Input" > set the "Microphone (UGREEN USB MIC-CM769)" as the default device to record audio.
3. Single-click "Output" > check the "Microphone (UGREEN USB MIC-CM769)", then you can enjoy the audio using earphones plugged into the microphone.

### Product Overview



### Indicators

Function	Indicator
Microphone mode	   White
Muting on	   Red
Noise-cancelling on	   Green
Noise-cancelling off	   White
Microphone volume max/Mute	   Flash 3 times
Earphone mode	   White
Earphone volume max/Mute	   Flash 3 times
RGB ambient lights mode	   White
Light effects switching Spectrum > Orange > Yellow > Cyan > Blue > Purple > 7-color breathing > Off	 Cycle switching

Tip: Upon activating muting or noise-cancelling mode, the RGB ambient light will briefly change to a specific color for 2s (red for muting/green for noise-cancelling) before returning to its previous color.

### Notes

- Please ensure to use the microphone's front face (with the UGREEN logo) to capture sound, avoiding using the side or top.
- When recording, adjust the microphone angle to ensure it faces the sound source direction for optimal performance.
- During use, position the microphone approximately 20-40cm (7.9-15.7inches) away from the sound source, avoiding extreme closeness or distance.
- During use, please do not hit the mic in case of component damage or any impact on sound quality.
- When not in use for a long time, please power off the microphone and store it in a cool, dry place.

### Specifications

Model	CM769
Audio Sampling Rate	24-bit/96kHz Max
Capsule Type	14mm diaphragm condenser
Pickup Pattern	Cardioid
Noise-control Mode	ANS
Sensitivity	-34±2dB (0dB=1V/Pa)
Frequency Response	100Hz-15kHz
SNR (Recording Input)	≥70dB A-wt.
SNR (Channel Output)	≥95dB A-wt.
THD+N	≤1%
Output Port	3.5mm audio
Input Port	USB-C
Compatible Systems	Windows/macOS/Linux

The data are measured by UGREEN lab but may vary based on specific circumstances.

### Package Contents

- 1×USB Desktop Microphone
- 1×USB-A to USB-C Cable
- 1×User Manual