

# Assembly Instructions









**K:43541652 | T:71221052 /3 TIER BOOKSHELF BLACK**

**WARNING:** DO NOT STAND, SIT OR LEAN ON THIS UNIT. DO NOT USE THIS UNIT AS A STEP LADDER OR AS A CHOPPING SURFACE. KEEP AWAY FROM CHILDREN AND BABIES. ADULT ASSEMBLY REQUIRED. USE ONLY ON A FLAT SURFACE. DO NOT USE THIS UNIT UNLESS ALL BOLTS AND SCREWS ARE FIRMLY SECURED. FAILURE TO FOLLOW THESE WARNINGS COULD RESULT IN SERIOUS INJURY.

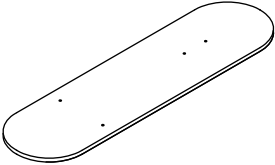
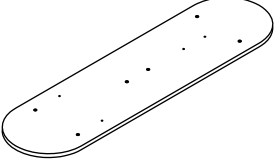
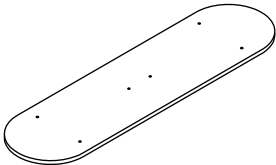

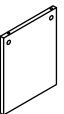
**CARE INSTRUCTIONS:** TO BE ASSEMBLED ON A CLEAN, DRY AND SMOOTH SURFACE. WIPE CLEAN WITH A SOFT DAMP CLOTH. NEVER USE SCOURERS, ABRASIVES OR CHEMICAL SOLVENTS. CHECK AND TIGHTEN ALL PARTS REGULARLY. KEEP AWAY FROM MOISTURE AND DIRECT SUNLIGHT. STORE IN A DRY PLACE. FOR INDOOR AND DOMESTIC USE ONLY.

**MAXIMUM SAFE LOAD: SHELF: 10KG/LAYER.**

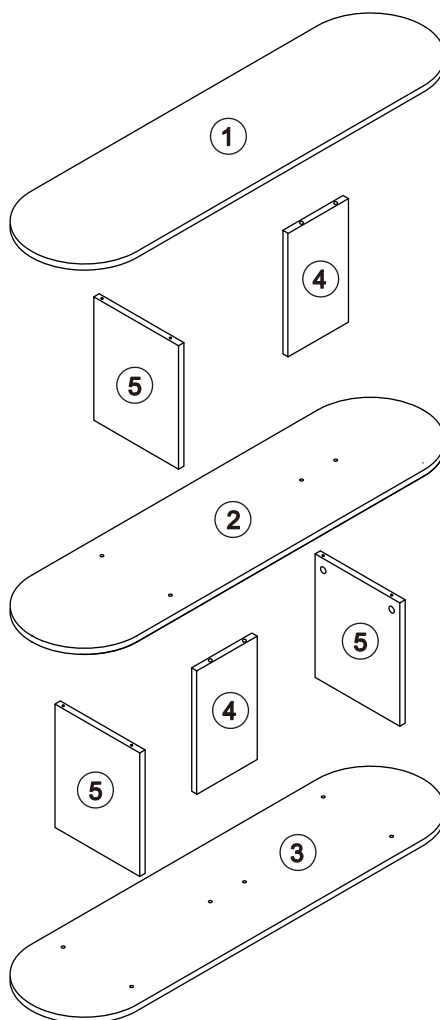
## 1 Hardware List

	A	M7x50mm	10pcs		B		10 pcs		C		10 pcs
	D	M4x35mm	2pcs		E	M4x12mm	2pcs		F		2pcs
	G		2pcs		H	M4mm	1PC				

## 2 Parts List

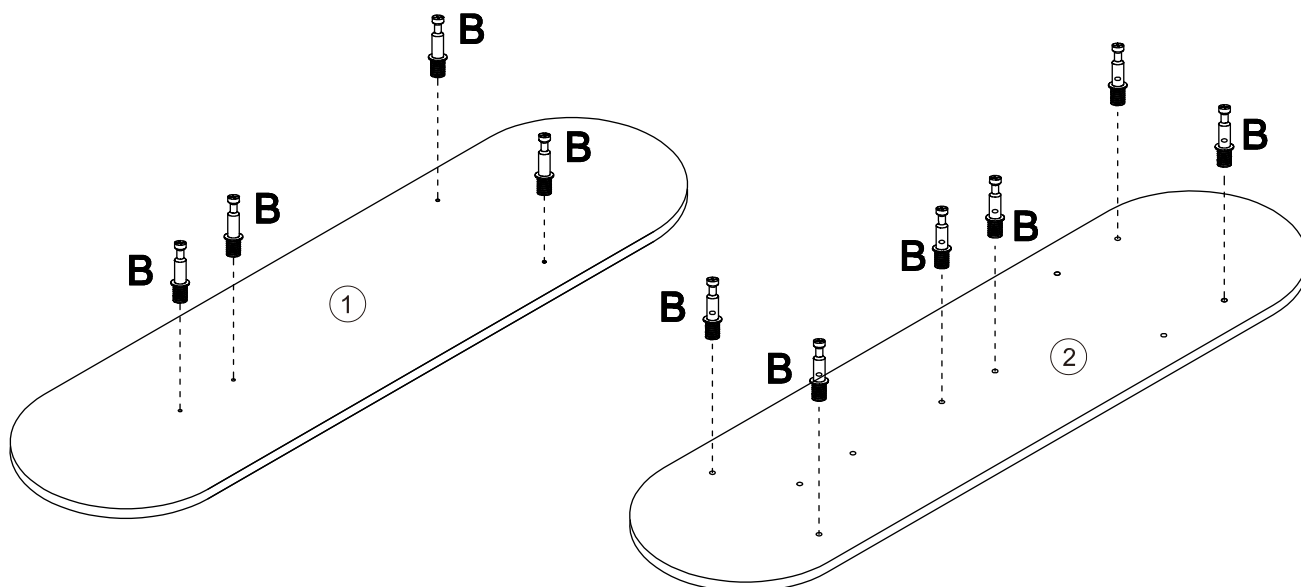
							
①	1pc	②	1pc	③	1pc	④	2pcs
							
⑤	3 pcs						

3



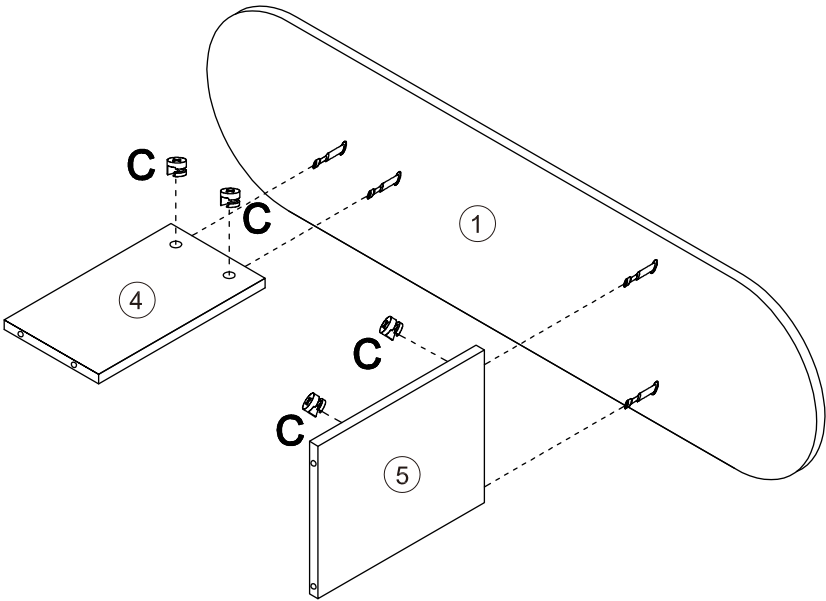
Step:1

B -  x10




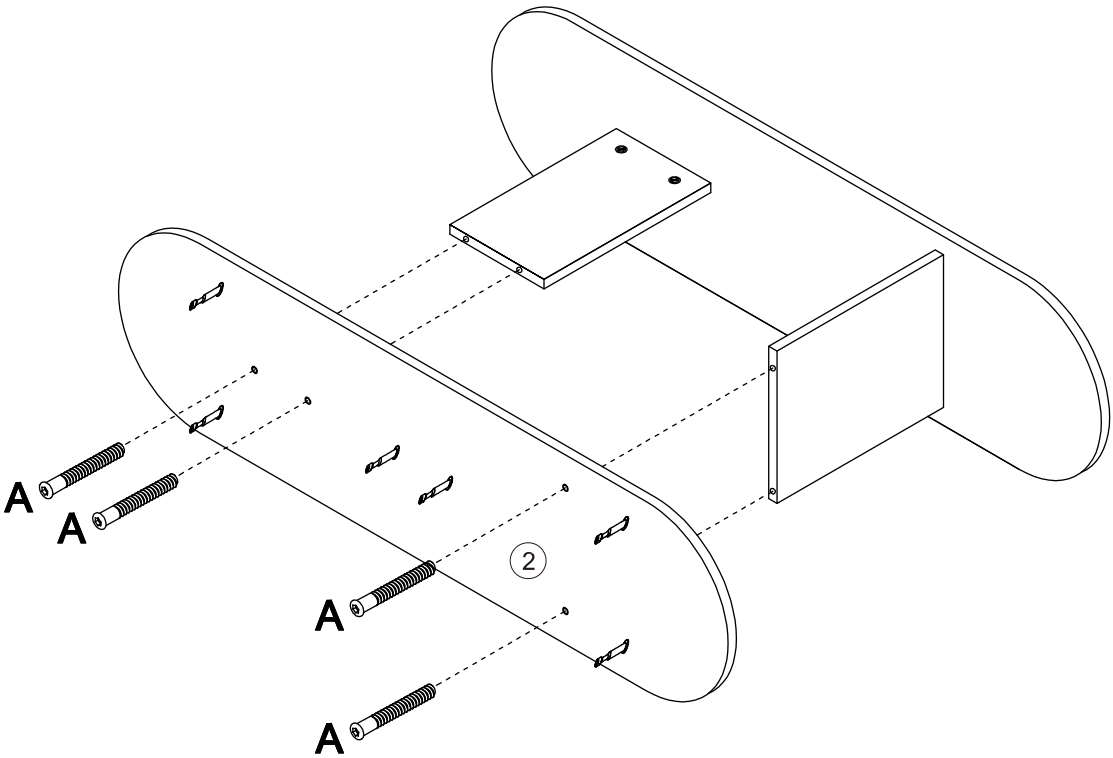
Step:2

C -  x4



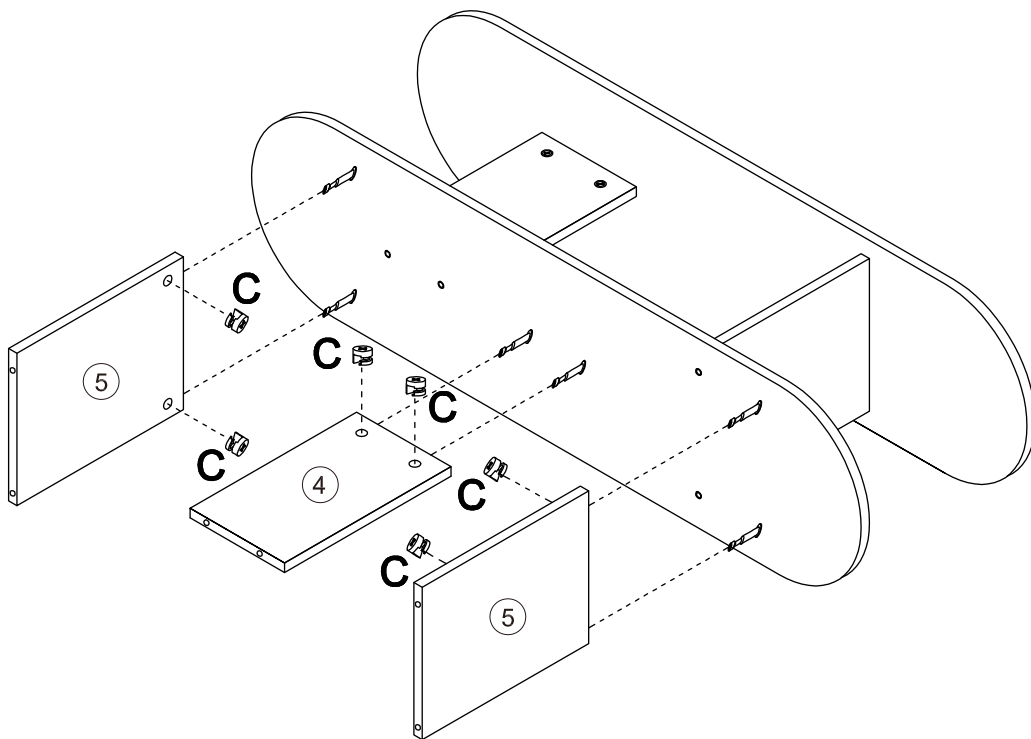
Step:3

A -  x4




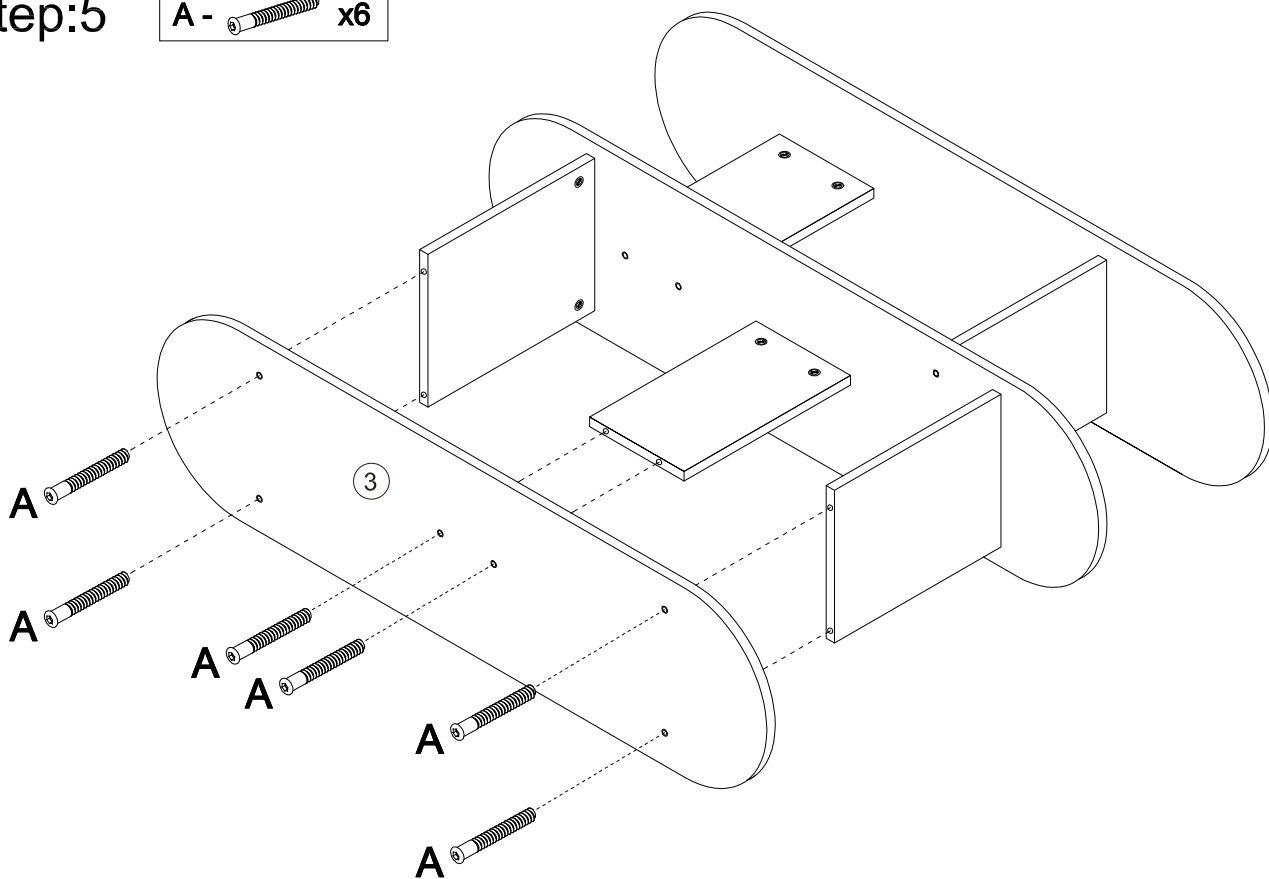
Step:4

C -  x6



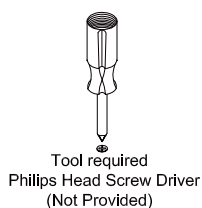
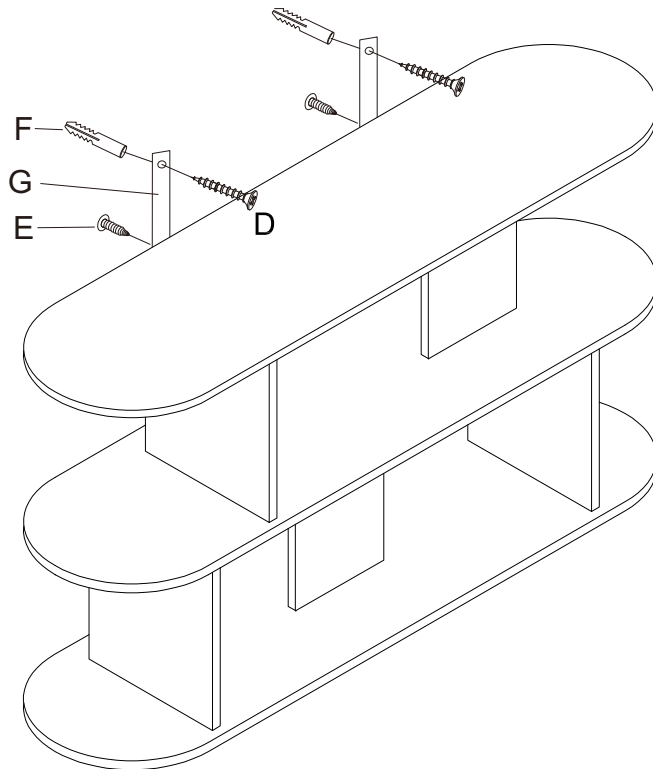
Step:5

A -  x6



## Step:6

D-  x 2 E-  x 2 F-  x 2 G-  x 2




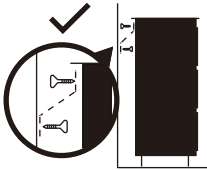

**CAUTION:** for your safety when attaching the anchor fixings, please note the following:

- Check any electrical wires or plumbing inside the wall before drilling any holes (if you are unsure please seek professional advice from a qualified tradesperson).



WARNING: PLEASE SECURE YOUR FURNITURE WITH THE SUPPLIED WALL FIXING. SCAN THE CODE FOR MORE INFORMATION.



<b>⚠ WARNING</b>	
	
<p><b>Children have died from furniture tipover.</b></p> <ul style="list-style-type: none"> <li>• ALWAYS secure it with an anchor device.</li> <li>• NEVER allow children to stand, climb or hang on drawers, doors, or shelves.</li> <li>• NEVER open more than one drawer at a time.</li> <li>• Place heavy items down low.</li> </ul>	
<p><b>NEVER put a TV on this furniture</b></p>  <p><b>This is a permanent label. Do not remove!</b></p>	

### TOPPLING FURNITURE WARNING:

- ALWAYS secure it with an anchor device.
- Please seek professional advice if you are in doubt of what fixing device to use.
- Regularly check that anchors are securely maintained.
- Use safety drawer locks to prevent children climbing.
- Stability of tall items may be affected by thick pile carpet or uneven floors .
- Do not place unanchored televisions on furniture .