



INTRODUCTION

This ICB700 Series Base Unit Technical Service Manual, Part #7011902, has been compiled to provide the most recent information on safety, installation, set-up, design, operation, features, troubleshooting, wiring diagrams, and repair procedures of the ICB700 Base units. This information will enable the service technician to troubleshoot and diagnose malfunctions, perform necessary repairs, and return a ICB700 Base unit to proper operational status.

The service technician should read the complete instructions contained in this training/service manual before initiating any repairs on a ICB700 Base unit.

IMPORTANT SAFETY INFORMATION

Below are the Product Safety Labels used in this manual. The "Signal Words" used are **WARNING** or **CAUTION**.

When reviewing this manual, please note these different Product Safety Labels placed at the beginning of certain sections of this manual. You must follow the instructions given in the boxes below the Product Safety Labels in order to avoid personal injury and/or product damage.

The sample Product Safety Labels below illustrate the precautions that should be taken when the signal word is observed.

WARNING

INDICATES THAT HAZARDOUS OR UNSAFE PRACTICES COULD RESULT IN SEVERE PERSONAL INJURY OR DEATH

CAUTION

Indicates that hazardous or unsafe practices could result in minor personal injury or product and/or property damage

In addition, please pay attention to the signal word **"NOTE"**, which highlights information that is especially important for the topic being covered.

TECHNICAL ASSISTANCE

With questions regarding a Sub-Zero appliance and/or this manual, please contact:

Sub-Zero, Inc.

ATTN: Service Department

P.O. Box 44988

Madison, Wisconsin, USA, 53744-4988

Customer Service & Parts / Warranty Claims

Domestic Toll Free Phone #: (800) 222 - 7820

International Toll Charge Phone #: (608) 271 - 2233

Technical Assistance

Domestic Toll Free Phone #: (800) 919 - 8324

International Toll Charge Phone #: (608) 271 - 2233

Customer Service & Technical Assistance

International Toll Charge Facsimile #: (608) 441 - 5887

Parts / Warranty Claims

International Toll Charge Facsimile #: (608) 441 - 5886

Service Department e-mail Address

customerservice@subzero.com

Office Hours:

7:00 AM to 7:00 PM Central Time

Monday through Friday

This manual is designed to be used by Authorized Service Personnel only. Sub-Zero, Inc. assumes no responsibility for any repairs made to a Sub-Zero appliance by anyone other than Authorized Service Technicians.

The information and images contained in this manual are the copyright property of Sub-Zero, Inc. Neither this manual nor any information or images contained herein may be copied or used in whole or in part without the express written consent of Sub-Zero, Inc. ©, all rights reserved.



WARRANTY INFORMATION

The ICB700 Series carries no factory warranty. However, the Product Distributor or the Appliance Dealer may offer their own warranty. For this reason the model and serial number may be important information. See Serial Tag Layout diagram below.

Note: The serial number tag is located on the left wall of the upper drawer compartment.

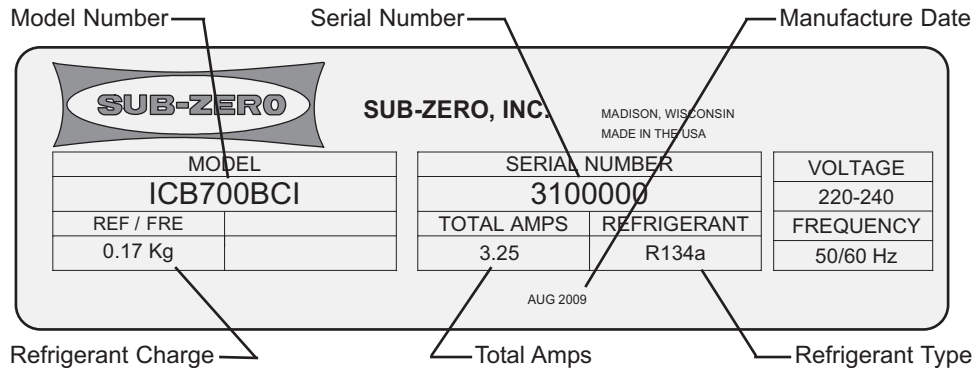


Figure 1-1. Serial Tag Layout

(The serial number tag is located on the left side wall of the upper drawer compartment.)

MODEL DESCRIPTIONS

This page briefly describes the Models ICB700BCI, ICB700BFI and ICB700BR.

Model ICB700BCI (Figure 1-2)

International **CB** Approved **700** Series, **B**ase **C**ombination, Icemaker Incl.

(Combination Refrigerator / Freezer with Two Temperature Zones - Upper Refrigerator over Freezer)

(Overall Dimensions = 34" H x 27" W x 24" D)

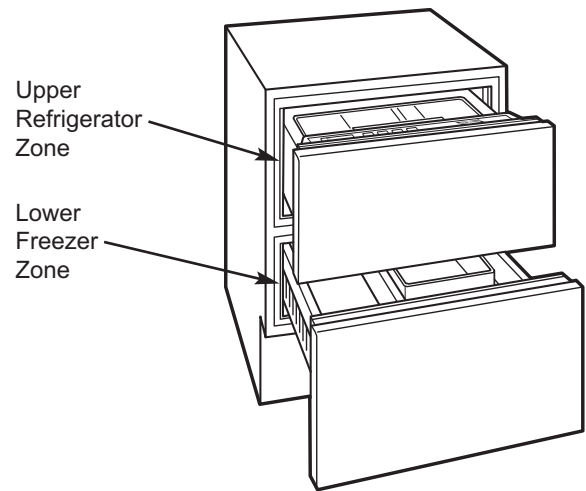


Figure 1-2. Model ICB700BCI

Model ICB700BR (Figure 1-3)

International **CB** Approved **700** Series, **B**ase **R**efrigerator

(Refrigerator with One Temperature Zone)

(Overall Dimensions = 34" H x 27" W x 24" D)

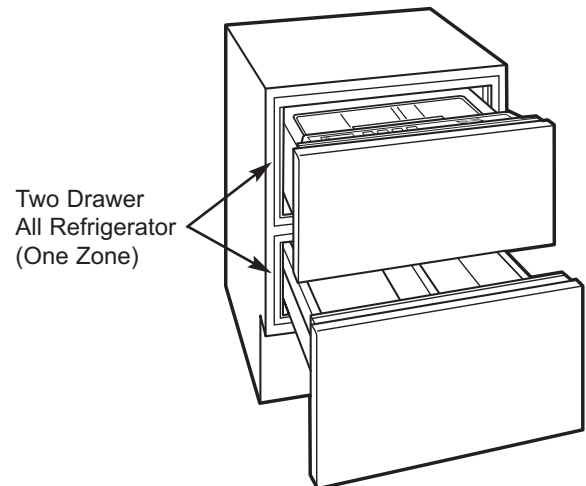


Figure 1-3. Model ICB700BR

Model ICB700BFI (Figure 1-4)

International **CB** Approved **700** Series, **B**ase **F**reezer, Icemaker Incl.

(Freezer with One Temperature Zone)

(Overall Dimensions = 34" H x 27" W x 24" D)

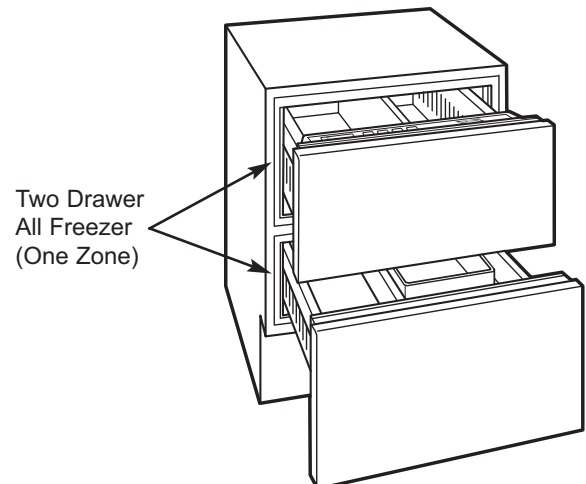


Figure 1-4. Model ICB700BFI