

VIA



**Monitoring & control system
with digital switching**

FOR CAMPERVAN, MOTORHOME, CARAVAN / TRAILER, CANOPY, 4WD, RV AND MORE



SIMARINE

Switch to Adventure

Switch to Simarine



Mangartsko sedlo, Slovenia

Embark on a journey where technological innovation and nature harmoniously intertwine, presenting a collection that speaks of dedication and meticulous craftsmanship – all manifested within our new catalog of marine electronic products. Proudly designed and brought to life amidst the picturesque landscapes of Slovenia – each piece encapsulates a fragment of our rich and vibrant heritage.



VIA System

Page 5

VIA Control panel

Page 7



QUADRO SHUNT MODULES SCQ25, SCQ25T and SCQ50

Page 26



COMBO SHUNTS SC303 and SC503

Page 22



INCLINOMETER

Page 28



12V DISTRIBUTION UNIT SPDU-52, SPDU-66

Page 12-15



LIGHT SWITCHES With programmable dimmers


Page 29





All you need to monitor your batteries, tanks, temperatures, refrigerator, cooktop, solar and manage water pump, fridge, heating, lighting, and more.

EXPANDABLE SYSTEM



The Via system is expandable with all modules from the Pico system.

VIA CONTROL PANEL



The panel is the user interface of the Via system – it's your command center so to speak, allowing you to configure settings and stay updated on the status of appliances, sensors, and batteries that you're monitoring.

*Panel versions, compatible with Lippert/Schautt EBL 20 and EBL 211 distribution units are available on request.
*Lippert and Schautt are trademarks of Lippert Components, Inc. and LCI Industries.

SIMARINE KEYPAD SK8

Designed to seamlessly integrate into Simarine's modular marine systems, the SK8 Keypad is a compact and intuitive expansion module used for controlling digital switching across SPDU-66 and SPDU-52 units.

With 8 fully programmable, backlit buttons, the keypad provides tactile and reliable control for onboard systems like lighting, pumps, fans, and other 12V DC appliances. Intended for interior/cabin installation, it connects via the SiCOM bus to PICO, VIA, SPDU66 or SPDU52 units.

Multiple keypads can be installed across the vessel, enabling centralized or distributed control with feedback from the SPDU relays.

Each button can be assigned to control single or multiple outputs, with configuration handled through the VIA or PICO interface. Whether used for lights in multiple cabins or system-wide automation, the SK8 Keypad enables streamlined operation, aesthetic integration, and scalable expansion for modern marine electronics.

www.furgok.com



40 mA

Operating



5 mA

Sleep mode

Configure the POWER OFF button so that the panel switches to SLEEP MODE. In this case, the control panel will use only 5 mA while still gathering all necessary data on the backside. In normal operation mode with WiFi off and 70 % illumination it consumes 40 mA.

LOW POWER
CONSUMPTION



CUSTOMIZE YOUR BUTTONS

“You* decide what you want to manage through the control panel.


There are 7 buttons available (6 control and 1 display button), waiting to make your wish come true.”



12V DISTRIBUTION UNIT SPDU52

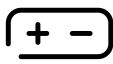
The Via control panel comes together with the SPDU52 12V power distribution unit. It's a versatile module, equipped with 6 switching channels distributed across 12 fuses, a 50 A shunt for the service battery, 40 A shunt for the wall charger, a 16 A shunt for solar and 50 A for DC/DC charger.

The SPDU52 alone is suitable for smaller projects. For bigger projects you might have to add additional expansion modules such as SC303/503, ST107, SCQ25 and other high-amp devices. You can expand your system anytime to monitor additional batteries, tank levels, temperatures, lighting, fridge and other appliances. Moduls are powered with the SPDU52 unit.

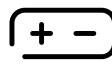


Trnovo ob Soči, Slovenia

It allows monitoring:



The service battery



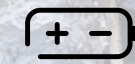
The starter battery



The charger input



The solar input



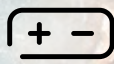
4 resistance inputs



2 voltage inputs



Two 4-stage tank level sensors



6 relays for controlling 12V devices

DC DISTRIBUTION UNIT

SPDU66

The Simarine SPDU-66 is a compact and intelligent 12V DC distribution unit, built to empower modern marine and RV systems. Designed to integrate seamlessly with Simarine's VIA or PICO panels, it offers unmatched flexibility, robust performance, and intuitive digital switching – all in a single, scalable module.

Key Features

- 6 switchable fused relays + 1 fixed fused output
- 4 high-current shunts (30–50A) for monitoring batteries, chargers, and solar
- 6 digital inputs for traditional switch integration (with feedback)
- 4 resistance + 4 voltage sensor inputs (tank/temp monitoring)A
- Built-in digital output for thermostat control – manage up to 4 zones
- Manual override switches on each relay for failsafe operation
- Diagnostic LEDs indicate fuse failure or output status

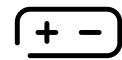
Ideal For

Mid-size RVs, mid-sized yachts, sailboats, expedition vehicles, or any 12V DC system with lithium or lead-acid batteries and solar charging, where smart monitoring is essential.

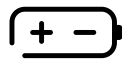
Why SPDU66?

SPDU66 is a compact, all-in-one solution for 12V DC power distribution—combining smart switching and monitoring and thermostat control. With 6 fused relays, feedback-capable inputs, and manual override, it ensures safety and control even in critical moments. Fully compatible with Simarine displays and keypads, it's easy to configure, scalable, and built for reliable performance on land or at sea.

It allows monitoring:



The service battery




The starter battery



The charger input



The solar input



4 resistance inputs




4 voltage inputs



Two 4-stage tank level sensors



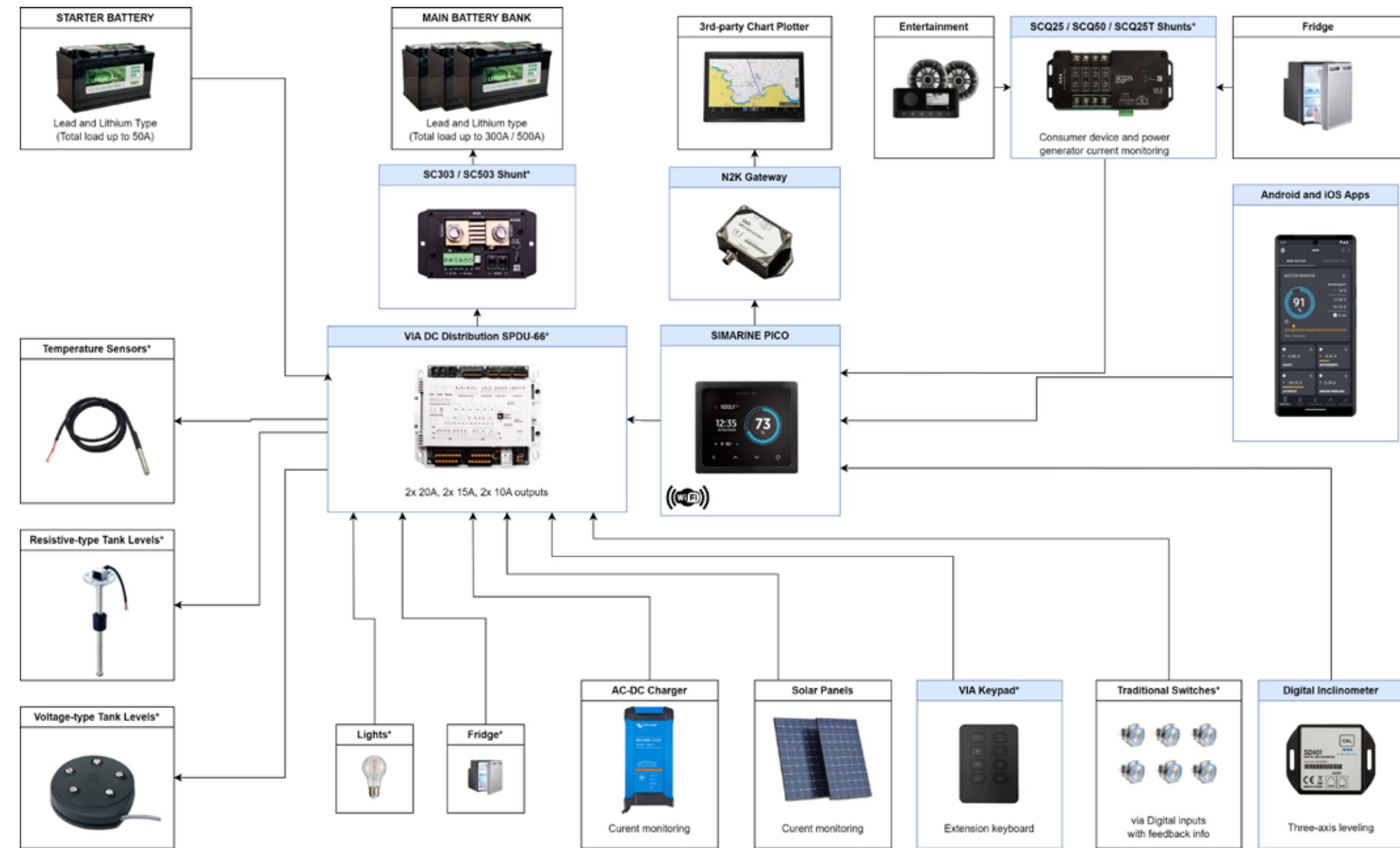
6 relays for controlling 12V devices



Lake Bled, Slovenia



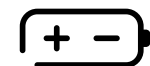
DC DISTRIBUTION UNIT SPDU66 WIRING EXAMPLES



* Multiple units or modules can be added to the system



SPDU52 supports
up to:



6x battery banks



24x shunts



10x temperature sensors



14x tank level sensors



1x inclinometer module



Križna jama Caves, Slovenia


ALWAYS KNOW HOW MUCH POWER YOU HAVE LEFT

Monitoring the service battery

Keeping an eye on your service battery is crucial, and the SPDU52 has a dedicated current sensor just for that called the “Main battery.” This sensor can handle up to 50A of continuous current. Through the shunt it measures all the current flowing to the devices connected to the relays used for switching.

To ensure accurate battery monitoring it's important to connect all devices (consumers and generators) through the SPDU.

The Via panel, when used with the SPDU52 without any expansion modules, is limited to monitoring a 12V service battery. However, if you add expansion modules, you can also monitor service batteries with higher voltage levels. But keep in mind, for the switching unit, you must have a constant 12V outlet.



When going off grid in search for the great outdoors and their peaceful and picturesque spots, it's always good to know how long you can stay in the little slice of heaven that you've found.

Via always gives you accurate data about your batteries' voltage, their state of charge, the remaining ampere hours, time to charge or discharge, and even their compartment temperature.



DC/DC Charger Terminal

The SPDU-52 offers a dedicated connection point for your DC/DC charger, ensuring that your service battery benefits from the alternator's charging capability. This terminal not only facilitates charging but also includes an integrated shunt, allowing precise monitoring of the DC/DC charging current independently. With this setup, you gain enhanced visibility and control over your battery management system, ensuring optimal performance and battery longevity.

The terminal supports a maximum current of 50A, providing robust support for high-demand systems while maintaining safety and efficiency standards.

Monitoring the charger and solar inputs

The power distribution unit features two dedicated sockets with isolated shunts for the charger and solar inputs, enabling precise, independent monitoring of each. Additionally, a separate shunt for the DC/DC charger allows for individual monitoring, providing comprehensive oversight of your battery management system.

The system supports a maximum continuous current of 40A for the charger input and 16A for the solar input, with the DC/DC charger monitored separately to ensure optimal performance and safety.

WATER AND TEMPERATURE ARE NOW UNDER YOUR CONTROL

Multiple power sources monitoring

The SPDU52 already deliver the data about how much power is coming from your solar or wall charger.

You can optionally add the innovative SCQ25 or SCQ50 module to the system to monitor power consumption on your fridge, lights, cooktop, coffee maker, and other appliances.

Tank and temperature monitoring

“With 4 resistance and 2 voltage inputs on the SPDU52 you can monitor tank levels, temperatures, and more. The first ones can be connected with analog resistance-type tank level sensors or temperature sensors and the second ones with analog voltage-type tank level sensors, custom user voltage sensors or use it for battery voltage readings.

Note that when you connect a main battery and a starter battery to the SPDU52, you automatically receive a voltage measurement and therefore do not have to connect the battery plus manually to one of the voltage inputs. This means that the two voltage inputs available on the power distribution unit are there so that you can add additional sensors for monitoring.”





Control 6 relays

The SPDU52 includes 6 relays designed for switching 12V appliances (e.g., water pump, fridge, heating, etc.). Each relay is tied to a tactile button on the panel for easy control, and you can customize the configuration to assign each button to a specific relay. Additionally, a single relay can manage multiple devices, allowing for flexible and efficient operation of your 12V systems.

Level your vehicle with innovative digital inclinometer

Some of the most beautiful and peaceful campsites are usually also the most unlevel. But can you really make the most of your day if you have not slept well for days? There are many methods to level your vehicle, but after leveling, you still need to know somehow that your campervan, motorhome or other RV is truly leveled.

Use our inclinometer module that enables you to see the inclination of your vehicle on the Via panel or in the app on your phone. It is a very easy to use plug-and-play device for pitch and roll monitoring.

BE WARNED WHEN THE BATTERY STATE, WATER LEVEL, OR TEMPERATURE IS TOO LOW OR TOO HIGH

“If you expand your system with one of the following modules - the ST107 tank level and voltage module, the SCQ25, SCQ50, SCQ25T - then you can set the alarms for various measurements. Each of these modules has an integrated programmable 12 V alarm signal relay that you can configure to output a signal of 1 A in the event of an alarm.

In the settings, first select a device, the upper and lower threshold values for the alarm, the alarm duration and the delay.”

View all data on your phone

“Download our **free** Simarine mobile app and easily configure your panel and upgrade its firmware.

Turn on your panel’s **Wi-Fi Direct** (localhost) and view live data.”



Extension modules

COMBO SHUNTS SC303 AND SC503



“The SC303 and SC503 are innovative combination of high-amp shunt and tank level module. Their primary purpose is to provide complete battery monitoring by showing you the complete state of a battery or battery bank’s charge, its current reading and voltage reading, as well as the temperature of the battery compartment.

With additional inputs that are provided on the module itself, it can also serve the purpose of monitoring additional voltage or resistance sensors, such as tank-level sensors. The high-amp shunt can also be used for measuring:


- **the current draw of heavy consumers**
(inverters, bow and stern thrusters, anchor winches)
- **the current of generators**
(shore power chargers and solar panels)

The main difference between them is the continuous current limit they allow, namely 300 amps for the SC303 and 500 amps for the SC503.

They have:

- 2 Voltage inputs up to 75.0 V.
- 2 Resistance inputs (for the temperature on the SC503, for tank level or temperature on the SC303).
- 1 Socket for a temperature sensor with a JST connector.
- 1 Current sensor up to 300 A or 500 A.”

How to connect



What's in the box?



5 m data cable
1 m temperature sensor
3 m fuse protected voltmeter cable



Shunt Cover



Warranty

Extension modules

VOLTAGE AND RESISTANCE MODULE ST107



“The ST107 digital tank module is a highly versatile module. Its main purpose is to measure water, fuel, or other liquid levels (tank monitoring), but you can also use it to measure voltage or temperature.

The ST107 brings 4 resistance and 3 voltage inputs to the system. **With them, you can monitor:**

- resistance inputs: analog resistance type tank level sensors or temperatures
- voltage inputs: voltage-only batteries (any battery type except lithium), analog voltage type tank level sensors, and custom user sensors

The resistance inputs support sensors with output ranging from 0 ohms to 65,000 Ohms, and the voltage inputs sensors ranging from 0 V to 75 V. You can connect any tank-level sensor that operates in this range or anything in between.

The compatible temperature sensors are:

- NTC 10k, with which our system can measure temperatures down to -13°C
- NTC 5k, with which our system can measure temperatures down to -20°C
- NTC 1k, with which our system can measure temperatures down to -40°C

One of the special features of this module is a built-in, programmable alarm signal relay, which you can configure to output a signal of 1 amp if an alarm is triggered.”

How to connect

3 Tank level sensors with analog voltage output

- or battery voltage
- or custom user sensors (with voltage output)

Programmable alarm signal relay

Trigger on:

- state of charge,
- (battery) time to go,
- tank level,
- voltage input measurement,
- current input measurement,
- barometric trend,
- temperature.



2 SiCOM data connection ports

Allows additional connection (Daisy chain)

4 Tank level sensors with resistance output

- or temperature sensors (NTC 1k, NTC 5k, NTC 10k).

What's in the box?



5 m data cable



Screws



Warranty

Extension modules

QUADRO SHUNT MODULES SCQ25, SCQ25T AND SCQ50



“A true innovation on the market! Quadro low-amp shunt modules are here for individual appliance monitoring, consumers and generators.”

With them you can monitor the current flow of the 4 individual appliances. The SCQ25 allows a maximum continuous current of 25 amps per channel and the SCQ50 allows a maximum continuous current of 50 amps per channel.

If you need more than 25 amps per channel, you can wire the appliance in parallel across two channels and configure this setting in PICO to monitor these two channels as a single device, thus doubling the continuous current limit ($2 \times 25 = 50A$).


What about the SCQ25T module? This is an innovative combination of SCQ25 and ST107 tank level and voltage module. It combines the functionalities of both modules.

Connection possibilities:

- 4 appliances (consumers and/or generators)
- 1 alarm signal relay

The alarm signal relay's voltage limit is 60V and the current limit is 1A.”

How to connect



What's in the box?



5 m data cable



Screws



Warranty

Extension modules

INCLINOMETER



Module SDI01 is a high-resolution digital inclinometer for pitch and roll with manual calibration. It's a plug and play device that doesn't require any configurations apart from simple calibration. It is fully compatible with our PICO and VIA system.

What's in the box?



5 m data cable



Screws



Warranty

LIGHT SWITCHES WITH PROGRAMMABLE DIMMERS

"Lighting can completely change the atmosphere in your van, helping you create the perfect mood you need at any given moment.

Our anodized aluminum light switches have programmable dimmers, meaning you can set their location/address. This allows you to control the same light with two or more switches, while only one switch needs to be connected.

The light switches aren't directly connected to PICO and there's no connection with our system. They have a two-channel dimmer for each individual switch. If a dimmer is off, then the switch can be used for turning on/off other devices that use up to 5 A.

There are two colors available: black and silver."





I FEEL
SLOVENIA

TECHTALK

 Zelenci near Kranjska gora, Slovenia



VIA CONTROL PANEL

OPERATING	
Voltage range	6 - 22 VDC
Temperature range	From -20°C up to 70°C (-4°F up to 158°F)
POWER CONSUMPTION AT 12 V	
Operating, WiFi On, 100 % illumination	100 mA
Operating, WiFi Off, 70% illumination	40 mA
Operating, WiFi Off, 0% illumination	22 mA
Power Off, logger still active	5 mA
DISPLAY CAPABILITIES	
CURRENT	
Range	-999.99 to +999.99 A
Resolution	0.01 A
VOLTAGE	
Range	0 - 75 VDC
Resolution	0,001 V
Amp hours (Ah)	±0,1 Ah
TEMPERATURE	
Range	-40°C up to + 150°C
Resolution	0,1°C / °F
SOC - STATE OF CHARGE	
WIFI	
Radio Frequency Band	2,4 GHz
CONNECTIVITY	
Batteries	UP TO 6
Shunts	24
Temperature sensors	10
Tank level sensors	14
Inclinometer sensors	2
DIMENSIONS (WITHOUT CONNECTOR)	
Control panel	157,10 x 82,10 x 5,60 mm 6,18 x 3,23 x 0,22 in

SPDU-52 POWER DISTRIBUTION UNIT



OPERATING	
Voltage range	8 - 22 VDC
Main battery	8 - 22 VDC
Starter battery	8 - 22 VDC
Temperature range	From -20°C up to 70°C
POWER CONSUMPTION AT 12 V	
Operating	15 mA
Power off	0,25 mA
CURRENT MEASURING	
Channel 1 (solar)	0 - 16 A
Channel 2 (charger)	0 - 40 A
Channel 3 (main battery)	0 - 50 A
Channel 4 (starter battery)	0 - 50 A
Accuracy	±1 %
Sample rate	100 ms
Resolution	±0.01 A
VOLTAGE MEASURING	
Channel 1 (starter battery bank)	0-22 V
Channel 2 (main battery bank)	0-22 V
Channel 3 (U3)	0-75 V
Channel 4 (U4)	0-75 V
VOLTAGE MEASURING (U1, U2, U3, U4)	
Accuracy	±0,3 %
Resolution	1 mV
Sampling rate	100 ms
RESISTANCE INPUTS (R1, R2, R3, R4)	
Range	0 - 65 kOhm
Accuracy	± 3 %
TEMPERATURE SENSOR - NTC 10K	
Range	From -13°C to +80°C
Accuracy	± 3,0 %
MAX. CONTINUOUS CURRENT FOR OUTPUT CHANNELS	
K1	20 A
K2	20 A
K3	15 A
K4	15 A
K5	10 A
K6	10 A
All channels combined (max. continuous limit)	50 A
DIMENSIONS (WITHOUT CONNECTOR)	
SPDU-52	200 x 160 x 42 mm 7,87 x 6,3 x 1,65 in
CONNECTIVITY	
SICOM	

SPDU-66 POWER DISTRIBUTION UNIT



OPERATING	
Voltage range	8-22 VDC
Main battery	8-22 VDC
Starter battery	8-22 VDC
Temperature range	From -20 up to 70 °C
POWER CONSUMPTION AT 12 V	
Operating	15 mA
Power Off	0,25 mA
CURRENT MEASURING	
Channel 1 (solar)	0 - 50 A
Channel 2 (charger)	0 - 50 A
Channel 3 (main battery)	0 - 50 A
Channel 4 (DC/DC)	0 - 50 A
Accuracy	±1% A
Sampling rate	±0,1% A
Resolution	100 ms
VOLTAGE MEASURING	
Channel 1 (DC/DC Input)	0 - 22 V
Channel 2 (main battery bank)	0 - 22 V
Channel 3 (U3)	0 - 75 V
Channel 4 (U4)	0 - 75 V
VOLTAGE MEASURING (U1,U2,U3,U4)	
Accuracy	±0,3 %
Resolution	1 mV
Sampling rate	100 ms
RESISTANCE INPUTS (R1,R2,R3,R4)	
Range	0 - 65 kOhm
Accuracy	±3 %
TEMPERATURE SENSOR - NTC 10k	
Range	From -13 up to 80 °C
Accuracy	±3 %
MAX. CONT. CURRENT FOR OUTPUT CHANNELS	
K1	20 A
K2	20 A
K3	15 A
K4	15 A
K5	10 A
K6	10 A
All channels combined (max. cont. limit)	100 A
INPUT CHANNELSW	
Digital input 1-6	Toggle / Momementary
INSTALLATION AND DIMENSION	
Dimensions (lenght x width x depth)	200 x 160 x 42 mm
CONNECTIVITY	
SICOM	



SCQ50

QUADRO DIGITAL SHUNT MODULE

OPERATING	
Voltage range	6 - 35 VDC
Temperature range	From -20°C up to 70°C (-4°F up to 158°F)
POWER CONSUMPTION AT 12 V	
Operating	2.5 mA
CURRENT MEASURING (PER CHANNEL)	
Range	0.01 - 50 A
Accuracy	± 1%
Resolution	0.01 A
Sampling rate	100 ms
MAXIMAL CURRENT	
Voltage drop at 300 A	35 mV
Continuous	25 A
Peak current (<1min)	35 A
DIMENSIONS	
Current channels	4
CONNECTIVITY	
SICOM	
ALARM CONTACT	1



SCQ25

QUADRO DIGITAL SHUNT MODULE

OPERATING	
Voltage range	6 - 35 VDC
Temperature range	From -20°C up to 70°C (-4°F up to 158°F)
POWER CONSUMPTION AT 12 V	
Operating	2.5 mA
CURRENT MEASURING (PER CHANNEL)	
Range	0.01 - 25 A
Accuracy	± 1%
Resolution	0.01 A
Sampling rate	100 ms
MAXIMAL CURRENT	
Voltage drop at 300 A	30 mV
Continuous	25 A
Peak current (<1min)	35 A
DIMENSIONS	
Current channels	4
CONNECTIVITY	
SICOM	
ALARM CONTACT	1



SCQ25T

QUADRO DIGITAL SHUNT MODULE AND ANALOG INPUT MODULE

OPERATING	
Voltage range	6 - 35 VDC
Temperature range	From -20°C up to 70°C (-4°F up to 158°F)
POWER CONSUMPTION AT 12 V	
Operating	2.5 mA
CURRENT MEASURING (PER CHANNEL)	
Range	0.01 - 25 A
Accuracy	± 1%
Resolution	0.01 A
Sampling rate	100 ms
MAXIMAL CURRENT	
Continuous	25 A
Peak current (<1min)	35 A
VOLTAGE INPUTS (U1, U2, U3)	
Range	0 - 75 VDC
Resolution	1 mV
Accuracy	± 0.3 %
Sampling rate	100 ms
RESISTANCE INPUTS (R1, R2, R3, R4)	
Range	0 Ohm-65 kOhm
Accuracy	±3 %
DIMENSIONS	
Current channels	183 x 91 x 34 mm 7.20 x 3.58 x 1.33 in
CONNECTIVITY	
SICOM	
ALARM CONTACT	1



SC303

DIGITAL SHUNT

OPERATING	
Voltage range	6 - 35 VDC
Temperature range	From -20°C up to 70°C (-4°F up to 158°F)
POWER CONSUMPTION AT 12 V	
Operating	1.2 mA
CURRENT MEASURING RANGE	
Accuracy	0.01 - 300 A ± 1%
Resolution	0.01 A
Sampling rate	100 ms
MAXIMAL CURRENT	
Continuous	300 A
Peak current (<5min)	400 A
Peak current (<1min)	700 A
Voltage drop at 300A	37,5 mV
Maximal voltage on terminals	35 V
VOLTAGE INPUTS (U1, U2)	
Range	0 - 75 VDC
Accuracy	± 0.3 %
Resolution	1 mV
Sampling rate	100 ms
RESISTANCE INPUTS (R1, R2, JST SOCKET)	
Range	0 Ohm-65 kOhm
Accuracy	±3 %
TEMPERATURE SENSOR - NTC 10K	
Range	From -13°C to +80°C
Accuracy (from -10 to +60°C, from 14 to 140°F)	± 3,0%
COMMUNICATION	
Dimensions	125 x 70 x 22 mm 4.92 x 2.75 x 0.86 in
INSTALLATION AND DIMENSIONS	
Battery connection	M10 bolts



SC503

DIGITAL SHUNT

OPERATING	
Voltage range	6 - 35 VDC
Temperature range	From -20°C up to 70°C (-4°F up to 158°F)
POWER CONSUMPTION AT 12 V	
Operating	1.2 mA
CURRENT MEASURING RANGE	
Accuracy	0.01 - 500 A ± 1%
Resolution	0.01 A
Sampling rate	100 ms
MAXIMAL CURRENT	
Continuous	500 A
Peak current (<5min)	700 A
Peak current (<1min)	1000 A
Voltage drop at 300A	41,6 mV
Maximal voltage on terminals	35 V
VOLTAGE INPUTS (U1, U2)	
Range	0 - 75 VDC
Accuracy	± 0.3 %
Resolution	1 mV
Sampling rate	100 ms
RESISTANCE INPUTS (R1, R2, JST SOCKET)	
Range	0 Ohm-65 kOhm
Accuracy	±3 %
TEMPERATURE SENSOR - NTC 10K	
Range	From -13°C to +80°C
Accuracy (from -10 to +60°C, from 14 to 140°F)	± 3,0%
COMMUNICATION	
Dimensions	125 x 70 x 22 mm 4.92 x 2.75 x 0.86 in
INSTALLATION AND DIMENSIONS	
Battery connection	M10 bolts





SK8

SIMARINE DIGITAL KEYPAD

OPERATING	
Voltage range	8 - 35 VDC
POWER CONSUMPTION AT 12 V	
Operating	10 mA (OFF)/ 35mA (ON)
PERFORMANCE	
Response time	100 ms
Button Configuration	8 programmable backlit buttons
MATERIAL	
Anodized aluminum enclosure	
DIMENSION	
length x width x depth	82 x 63 x 22,6 mm
CONNECTIVITY	
SiCOM	



SDI010

HIGH-RESOLUTION
DIGITAL INCLINOMETER

OPERATING	
Voltage range	6 - 35 VDC
Resolution	0,1°
Range (pitch&roll)	+/-89°
POWER CONSUMPTION AT 12 V	
Power consumption at 12V	1 mA
CONNECTIVITY	
SICOM	



LIGHT SWITCHES

OPERATING	
Voltage range	0 - 16 VDC
Output	2
Maximum load (Amps per Output)	5A
PWM - Pulse Width Modulation (Default)	12V, 400Hz
POWER CONSUMPTION - DOUBLE SWITCH - NO LOAD	
2x Light switch	5 mA to 20 mA
DIMENSIONS	
(width x height x depth)	60 mm x 60 mm x 42 mm

www.simarine.net
info@simarine.net

SIMARINE d.o.o
Ulica škofa Maksimilijana Držečnika 6
2000 Maribor
Slovenia, EU



SIMARINE



www.simarine.net



SIMARINE