



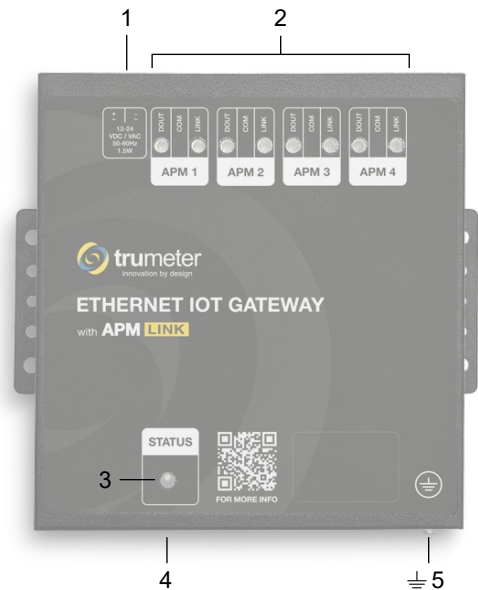
APM GATEWAY

Quickstart Guide

This product is compliant to UK Product Security and Telecommunications Infrastructure (PSTI) Act 2022. For further details please refer to WWW.TRUMETER.COM/PRODUCT/APM-GATEWAY/



DEVICE DIAGRAM



1. POWER SUPPLY
2. APM CONNECTIONS x4
3. GATEWAY STATUS LED
4. RJ45 ETHERNET PORT
5. EARTH MOUNTING POINT

HARDWARE CONFIGURATION

i. Device Wiring


1. Connect APM(s) to the APM Gateway as per wiring diagram
2. Plug in Ethernet cable to the RJ45 ethernet port
3. Configure APMs to ensure alarms are set using the APM configurator software

ii. Powering Device

1. Power the APM Gateway
2. Status LED:
RED – Not Connected to Cloud
GREEN – Connected to Cloud
3. Confirm each APM connection Link LEDs are active depending on how many meters are connected to the APM Gateway

CLOUD ACCESS

To access Trumeter Cloud dashboard, go to cloud.trumeter.com

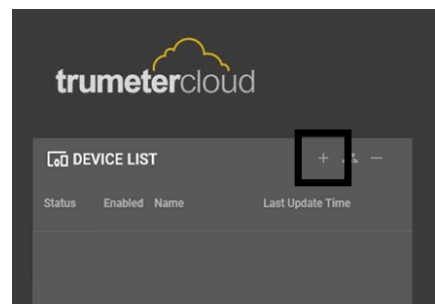


CREATING A NEW USER ACCOUNT

1. Go to cloud.trumeter.com
2. Click **Sign Up** to go to the registration screen
3. Once registered a confirmation email will be sent to the email address used for the account

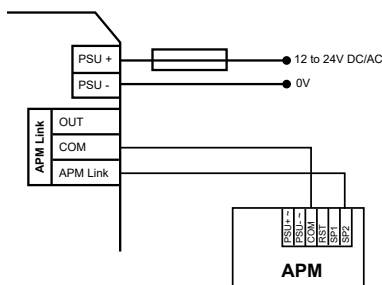
ADDING A NEW GATEWAY

1. Login to cloud.trumeter.com
2. Click the (+) to add a new device

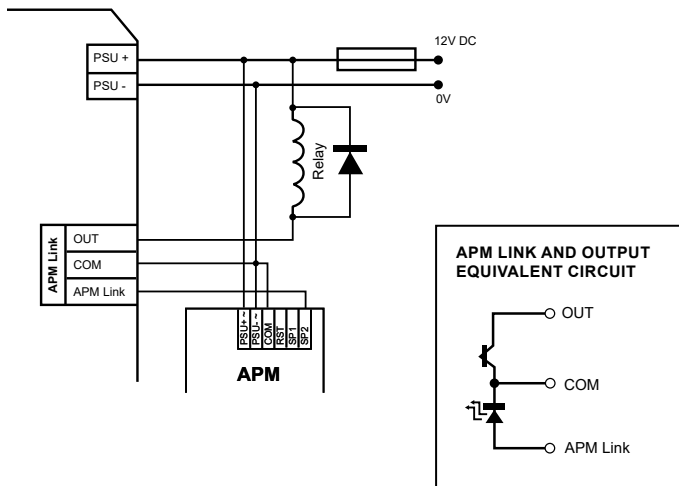


3. Add serial number and model
4. "REFRESH" the browser
5. Device will be claimed and added to the list of gateways

WIRING FOR APM LINK



CONNECTION OF A RELAY TO OPEN COLLECTOR OUTPUT – USING DC PSU



STATUS LEDS

APM Link LEDS: GREEN – link active, output on
APM DOut LEDS: GREEN – SP2 connection open/active
GATEWAY Status LED: GREEN – Cloud connection;
 RED – Cloud disconnected; BLUE – software update

SPECIFICATION

Power Supply:	
Input	12-24 V DC/AC
Max Power	1.5W
Supply Frequency	DC, 50-60Hz
Inputs:	
APM Link	20mA current link
Outputs:	
Open Collector (Current Sink)	30V Max Applied Voltage 500mA Max Current
Ethernet	10/100 Ethernet RJ45; DHCP only

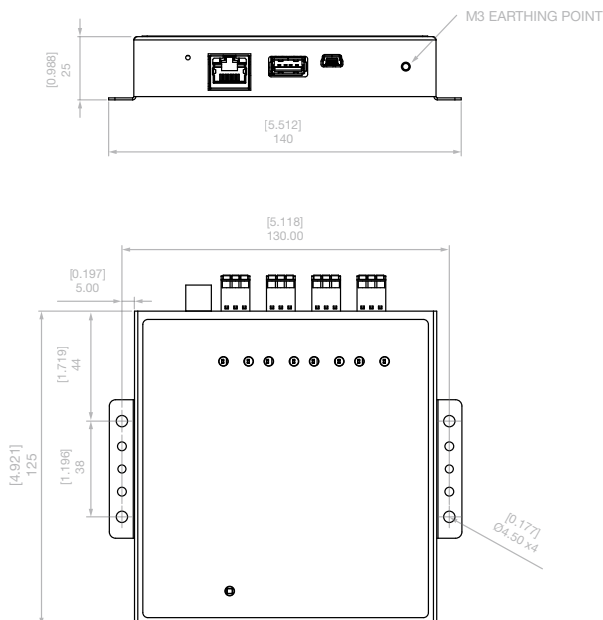
CONNECTIONS

Wire Type	Copper Solid or stranded
Min Cable Temperature Rating	65°C (149°F)
Wire Strip Length	6mm to 7mm
Wire Gauge	0.8mm ² to 3.3mm ²

ENVIRONMENT

Operating Temperature	-20°C to 60°C (-4°F to 140°F)
Storage Temperature	-20°C to 70°C (-4°F to 158°F)
Altitude	2000 metres
Relative Humidity	1 to 85%
IP Rating	IP20

MECHANICAL DIMENSIONS



FURTHER INFORMATION

Use of APM Link requires APM Software version 28 or above and APM Link must be enabled on the APM using the APM Configurator application.
DHCP server required for correct operation.

Product page: <https://www.trumeter.com/product/apm-gateway/>
Trumeter Cloud pricing plans: <https://www.trumeter.com/solutions/cloud/plans/>
Help: <https://www.trumeter.com/help/tech-tips/>
APM Software Download: <https://www.trumeter.com/help/apm-software-download/>



Safety Warnings

WARNING: INSTALLATION AND MAINTENANCE MUST BE CARRIED OUT BY SUITABLY QUALIFIED AND COMPETENT PERSONNEL ONLY. Install this product in accordance with local regulations, codes and instructions. An external fuse should be fitted in-line with the PSU. Recommended fuse: 500mA/ 250V Type T with a breaking capacity of 35A or greater.
 Signal cables connected to this device must not exceed 30 metres long. If signal cables are routed outside the building, install extra surge-protection devices.
 12V -24V power supply, current input, USB and all outputs: Observe maximum allowable voltages. All circuits connected to these connectors must be limited-energy and insulated by double/reinforced insulation from mains voltages.
MAINTENANCE Before cleaning, inspection or maintenance, isolate all power sources to the unit. There are no user-serviceable parts inside this unit. Never open the case. Inspect all external wiring connections at regular intervals. Replace any damaged wiring and tighten any loose connections. To clean the unit, use a dry cloth to wipe the casing. Take great care connecting the supply. If you connect power to the wrong terminals, it may destroy the unit.

Trumeter (Europe)

Trumeter, Pilot Mill, Alfred Street, Bury, Lancashire
 BL9 9JR, United Kingdom
 Tel: +44 161 674 0960
 Email: sales.uk@trumeter.com

Trumeter (The Americas)

Trumeter, 6601 Lyons Rd, SUITE H-7, Coconut Creek, Florida,
 FL 33073, USA
 Tel: +1 954 725 6699
 Email: sales.usa@trumeter.com

Asia Pacific Distributor

Innovative Design Technologies Sdn. Bhd, Lot 5881, Lorong Iks Bukit Minyak 1
 Taman Perindustrian Iks, 14000 Bukit Tengah
 Penang, Malaysia
 Web: www.idtworld.com
 Tel: + 604 5015700
 Email: info@idtworld.com

www.trumeter.com