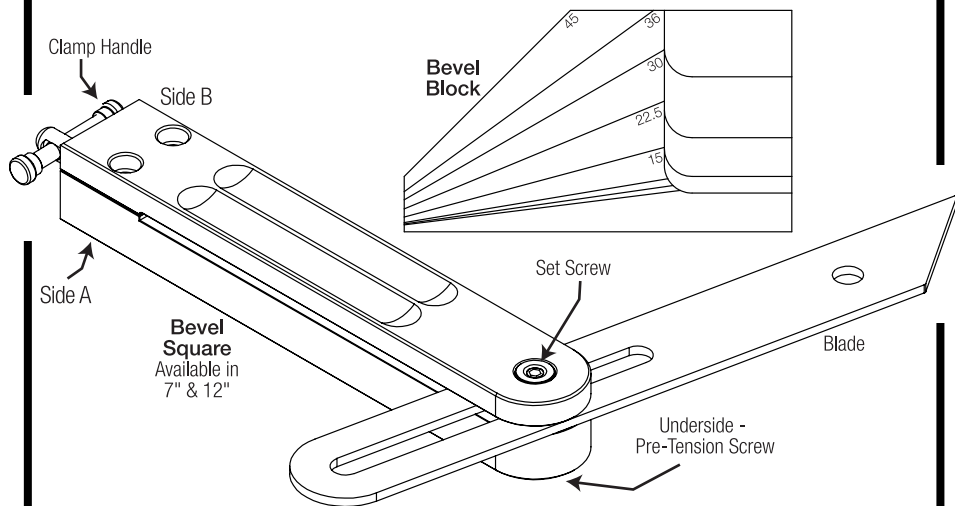


Woodpeckers®

BEVEL BLOCK & BEVEL SQUARES

Sold
Separately

OWNER'S MANUAL



BEVEL SQUARE - BLADE PRE-TENSION

The Blade of the Bevel Square can be pre-tensioned to make matching angles easier. Sometimes it's desirable to have a little resistance in the Blade's pivot motion to minimize unwanted movement while you're trying to match an angle.

To change the pre-tension pressure on the Blade:

1. Make sure the Clamp Handle is loose.
2. Loosen the Set Screw.
3. Adjust the Pre-Tension Screw. Turning it clockwise will increase friction, counter clockwise decreases friction.
4. Once it is set where you like it, lock it in place by retightening the Set Screw.



Scan the QR code above
to watch the video
or visit woodpeck.com
under the video tab towards
the bottom of the product page.

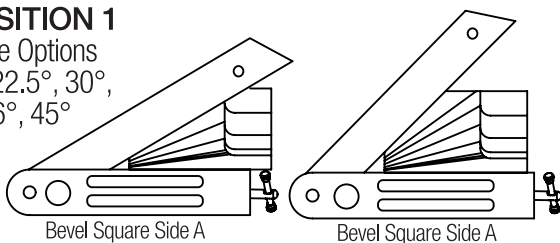
If you think you're missing anything, email us at mailroom@woodpeck.com.
You can also call us at 800-752-0725 from 9:00 a.m. to 4:00 p.m. EST Monday - Friday.

BEVEL BLOCK

The Bevel Block features 8 different machined steps that make setting the angle on your Bevel Square fast, consistent, and easy. It can be used in 4 different positions.

• POSITION 1

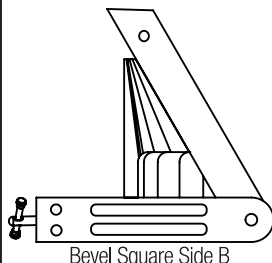
Angle Options
15°, 22.5°, 30°,
36°, 45°



• POSITION 2

Angle Options
45°, 54°,
60°, 67.5°, 75°

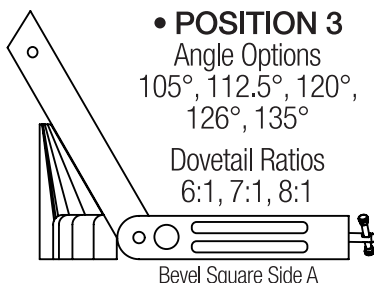
Dovetail Ratios
6:1, 7:1, 8:1



• POSITION 3

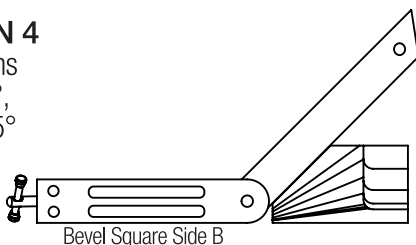
Angle Options
105°, 112.5°, 120°,
126°, 135°

Dovetail Ratios
6:1, 7:1, 8:1



• POSITION 4

Angle Options
144°, 150°,
157.5°, 165°



Woodpeckers®

Woodpeckers, LLC Strongsville, Ohio

woodpeck.com

© 2022 Woodpeckers, LLC



woodpeck.com

At Woodpeckers we are constantly reviewing & improving our tools. The most current version of our instruction manuals are always available to download at **woodpeck.com.**

(Located in the bottom section of the tool's page under the "Additional Information" or "Instructions" tabs.)



Be the first to know all the new products, *OneTIME Tools* & sales by subscribing to our eClub. *(Located at the top center of our webpage **woodpeck.com**.)*



Subscribe to our YouTube channel to stay up-to-date on all the latest tool tips & tricks.



INTERACT WITH US! Follow us on Facebook, Instagram & TikTok!



Enjoy shop tips, project ideas, tool techniques & more in our Woodworking Resource Center/Blog. *(Located at the bottom center of our webpage **woodpeck.com**.)*



WARNING! This product can expose you to chemicals, including chromium, which is known to the State of California to cause cancer and birth defects or other reproductive harm. For more information go to www.P65Warnings.ca.gov