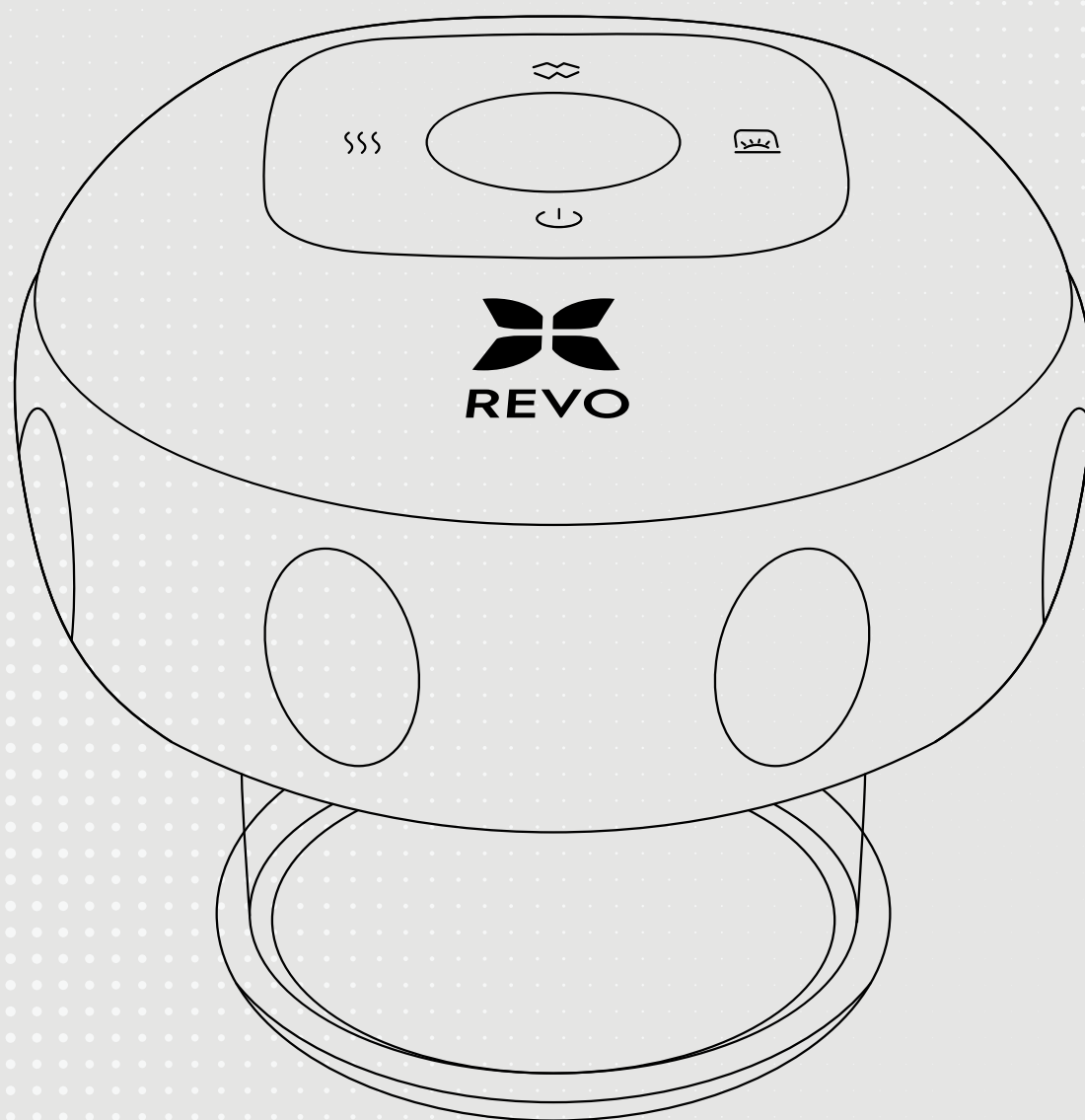


# REVO

## Smart Cupping Massage

SCAN TO  
**WATCH**  
VIDEO TUTORIAL



# User Manual

Read and save these instructions

# REVO SMART CUPPING MASSAGER



## HAVE AN ISSUE WITH YOUR REVO CUPPER?

Enjoy hassle-free replacements, if your REVO is defective or damaged in transit, we'll ship out a new one for absolutely free!

For fast & knowledgeable service get in touch with our Customer Service right now!

 [support@revomadic.com](mailto:support@revomadic.com)

 **+1 850 888 8272**

**Support Hours:** M-F 9AM-5PM (PST)



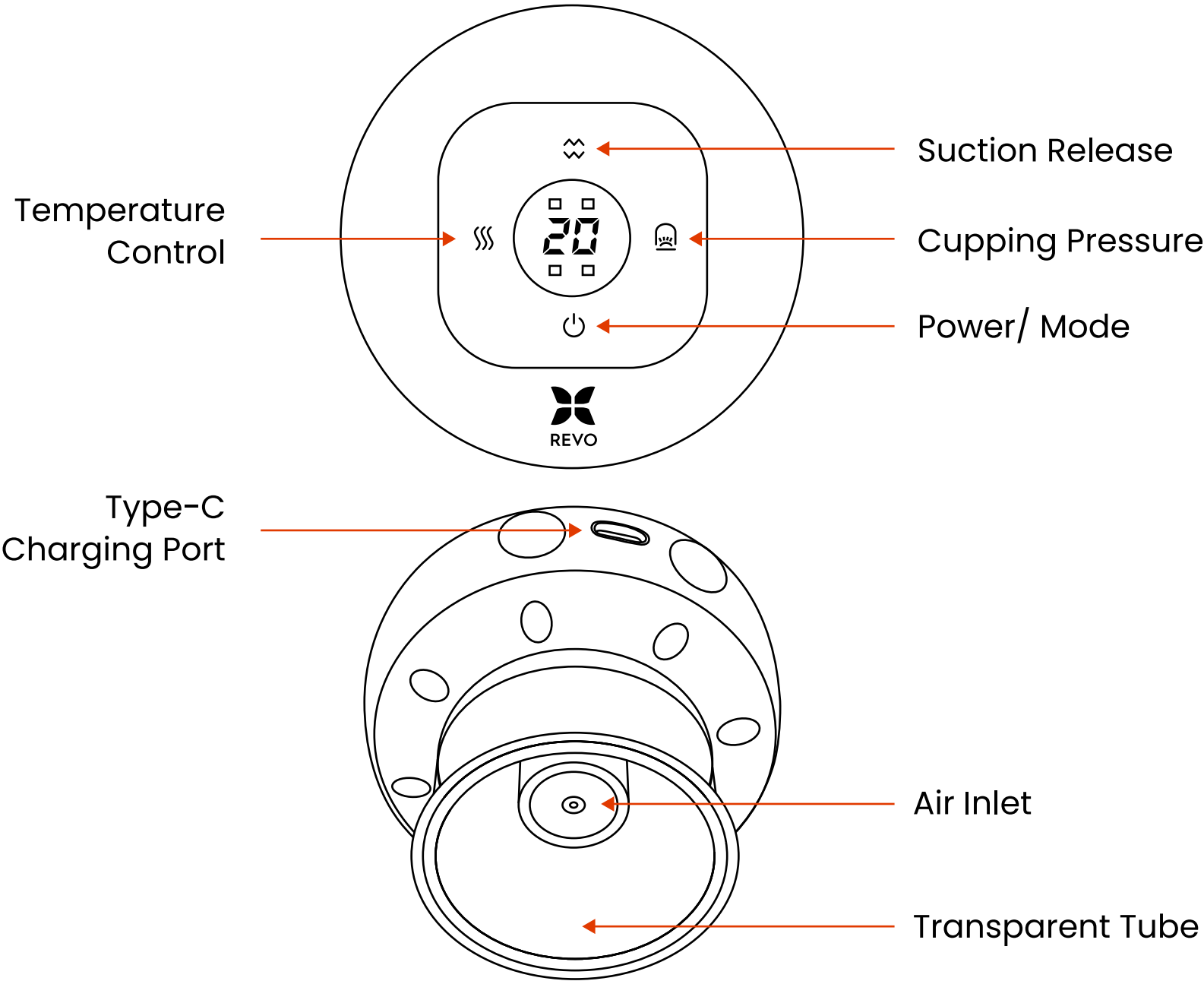
---

To check out more of the products we offer visit:  
[www.revomadic.com](http://www.revomadic.com)

# 01 REVO SMART CUPPING THERAPY INTRODUCTION

The ancient healing method of cupping has continuously shown powerful benefits in improving cellular immunity, alleviating pain from knots, and dramatically improving blood flow while reducing cellulite.

Combining this technique with modern therapy modules such as dynamic suctioning, red light therapy, therapeutic heating, and vibrational massaging, we have designed one of the most powerful all-in-one therapy for convenient at-home use.



## 02 SPECIFICATIONS

Device	REVO Smart Cupper
Device Size	90mm*90mm*78mm
Charging Voltage	5V 2A
Suction Strength	Up to -60kPa
Rated Power	5W
Executive Standard	GB4706.I-2005 GB706.I0-2008

## 03 OPERATING GUIDELINES

### Preparation Before Use

1. It is recommended to clean and moisturize the skin before using the REVO. You can apply essential oils, such as the REVO Pre-Therapy Essential oils mix or another high-quality essential oil.
2. Carefully remove and disinfect the transparent cup/tube by rotating it counter-clockwise, then dry it before and after each use.
3. Carefully align before tightening your preferred tube. REVO will not work properly if the tube is misaligned.

### Power/Modes Button

1. Press and hold for 1 second to turn on your REVO. The LCD screen on the control panel will display the 20 minute countdown, and the temperature indicator will light up. Each device is equipped with a run time of 20 minutes timing and automatically shuts down after 20 minutes.

*(NOTE: it is important to only start with a few minutes as a beginner to test skin sensitivity)*

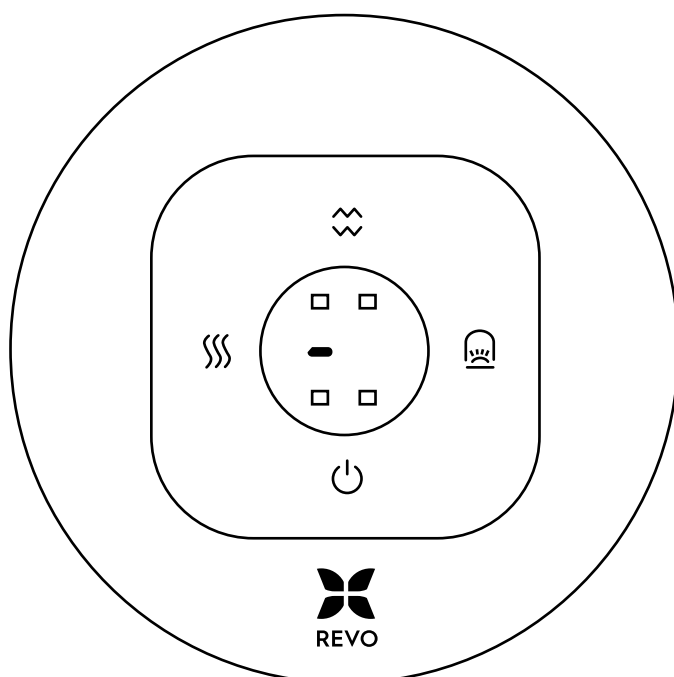
2. To shut your REVO down, press and hold the Power Button. The LCD screen and red light will shut off, indicating that the device is now off.

*(NOTE: Please be sure to press the Suction Release button prior to shutting off REVO to depressurize the skin for easy removal)*

3. Each device has two modes:
  - a. Mode 1 (Dynamic "Breathing" Mode): where REVO will dynamically alter between slowly applying pressure and quickly releasing pressure. It is recommended to use Mode 2 when trying to glide REVO across the skin.
  - b. Mode 2 (Gliding/Scraping Mode): this is the optimal mode when trying to glide REVO across the skin. Before using, be sure to replace the tube with the Gliding Tube provided.
4. By default, REVO will start up on level 2 pressure and heat intensity.

## Mode 1 (Dynamic Breathing)

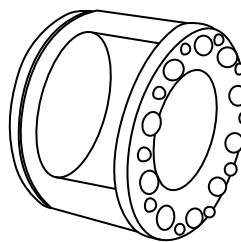
*Single Dash will appear to indicate Mode 1*



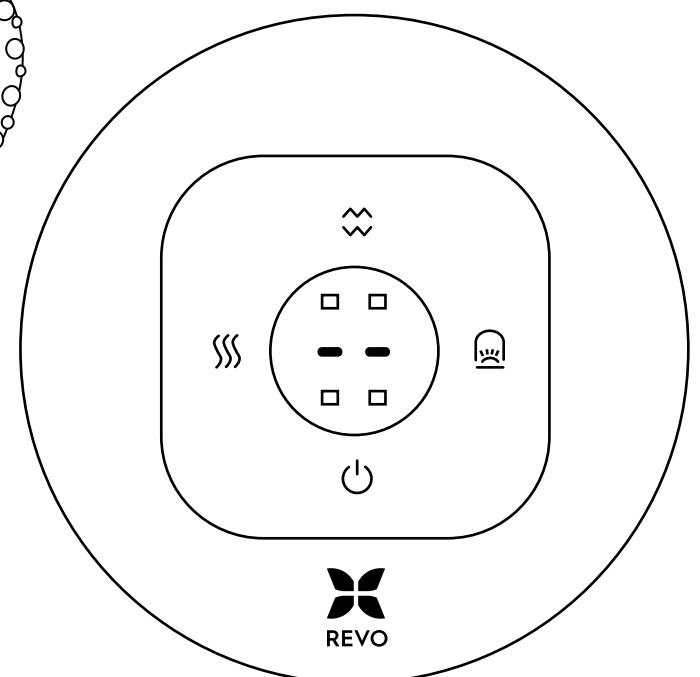
## Mode 2 (Glide Mode)

*Double Single Dash will appear to indicate Mode 2*

*Don't forget to swap  
to the Gliding Tube  
before using Mode 2*



To change modes  
simply press the  
**Power Button**



## **Suction/Pressure Intensity Button**

1. Upon powering on REVO, suction intensity will be on level 2 by default.
2. To switch between the 12 levels of intensity simply press the Suction Intensity Button to increase by 1 level. Each press will reveal the current intensity level on the LCD screen for a short while before switching back to displaying the countdown timer.
3. Once you reach level 12, the next press will revert the intensity back to level 1.
4. NOTE: For beginners, it is strongly recommended to start with level 1 intensity for just a few minutes as your skin needs to adapt to cupping therapy. It is also advised to pay close attention during your first few sessions to avoid overworking the skin as you determine your sensitivity/tolerance. More advanced users may go up to higher levels for a maximum of 20 minutes on each targeted area, every other day.

REVO is not responsible for skin injuries caused by misuse or overuse. Please be mindful when undergoing cupping therapy.

## **Temperature Control Button**

1. Level 2 temperature+ Red Light Therapy is activated by default. The temperature has 12 levels of heat. Each press will reveal the current temperature level on the LCD screen for a short while before switching back to displaying the countdown timer.
2. Upon reaching level 12, the next press will bring the temperature to 0 (effectively shutting off any heat and red light therapy).
3. When the temperature level reaches level 9, the temperature indicator on the screen will start flashing between various colors, indicating that you are reaching high levels of heat. Increasing beyond level 9 heat will speed up the flashing lights.

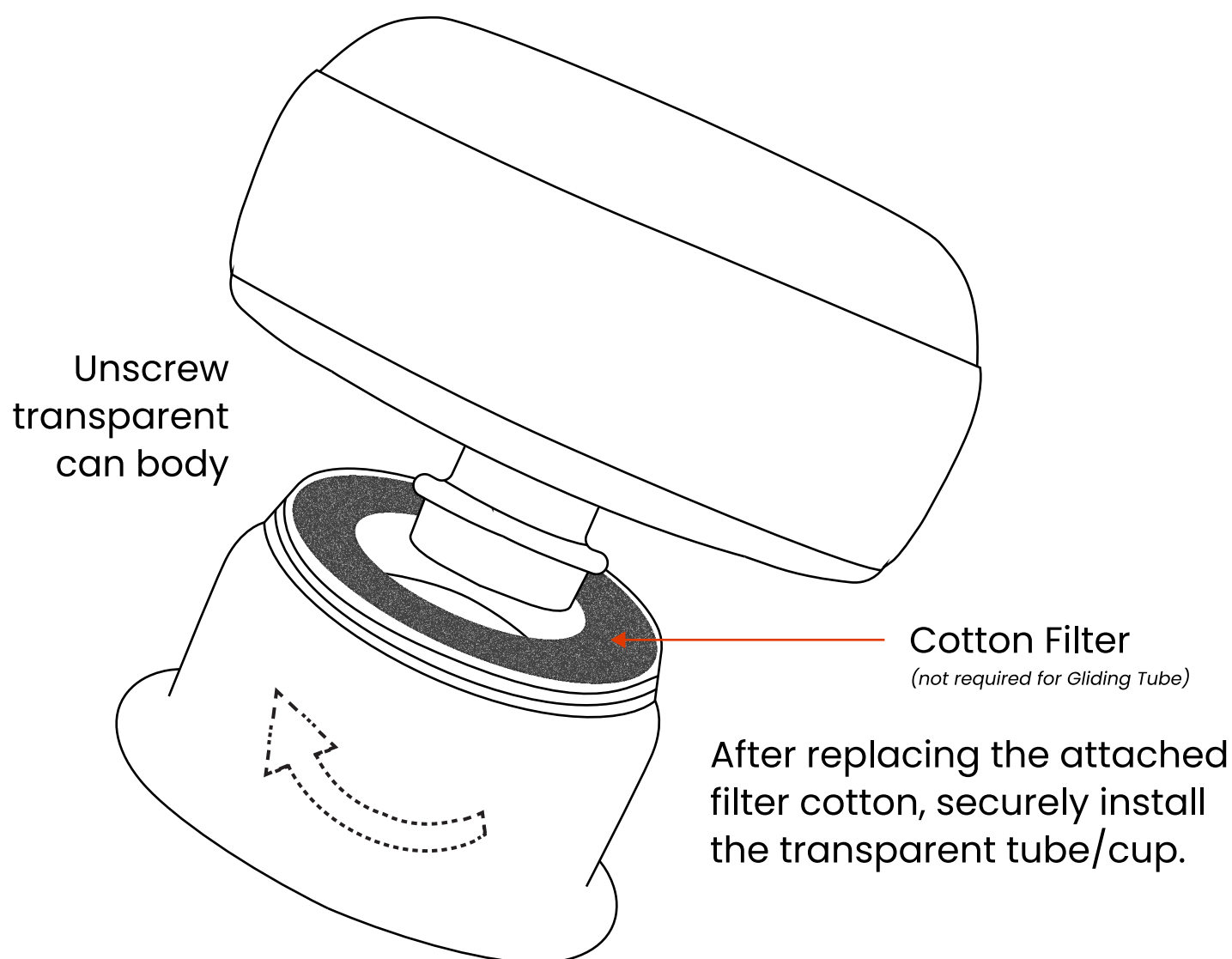
*(NOTE: Please be careful when selecting heat levels as your skin may not be used to high levels of direct heat. If you are unsure, keep it at level 1)*

## ❖ Suction/Pressure Release Button

Press to instantly release any pressure, REVO will release any suctioned skin and immediately fall off without any pressure. Please be careful to grab REVO before you press this button to avoid dropping the device upon suction release.

## Cotton Filter

REVO is designed with a circular cotton filter to catch unwanted particles during use, effectively blocking debris from reaching into the electrical components through the vents. Please carefully clean our REVO after use and replace or clean your filter after each month of use to maximize reliability.



## REVO ENHANCE KIT (sold separately)



- Enhance each REVO therapy session with our Pre and Post Therapy topicals.
- Featuring a vitamin rich Pre-Therapy Oil used on the skin before applying REVO to allow for easier application, the ability to glide REVO, and nourish the skin in preparation for a productive therapy session.

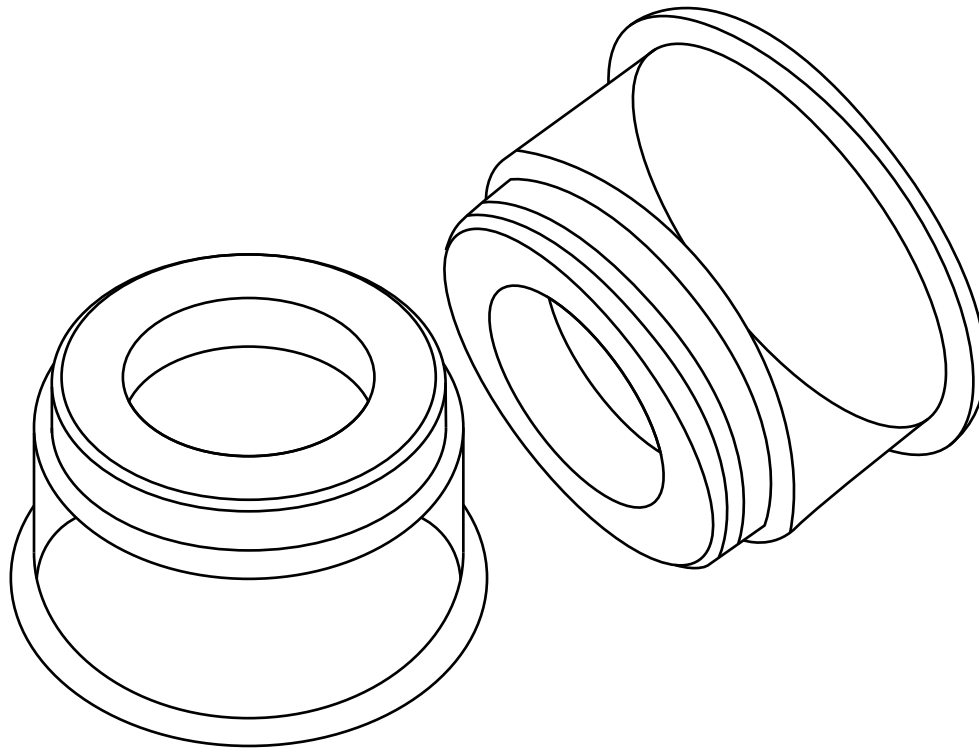
*NOTE: It is strongly recommended to use an essential oil prior to applying REVO. Our Post-Therapy Cream is made in-house with a powerful blend of arnica, magnesium, vitamin K, and menthol among other natural ingredients to further maximize your session's benefits long after REVO works the skin.*

To purchase an **Enhancer Kit**, please visit:

**[www.revomadic.com/enhance](http://www.revomadic.com/enhance)**



## REVO Attachment Kit (sold separately)



- Replaceable cup attachments for a more tailored therapy experience.
- The smaller tube for REVO Cuppers targets specific areas like trigger points or acupressure points along the body's meridian lines. It creates localized suction to release tension and improve circulation.
- The larger tube effectively target and suction larger muscle groups such as leg, chest, and back muscles. Saving you time and increasing the efficiency of your REVO Therapy.

To purchase an **Attachment Kit**, please visit:

[www.revomadic.com/revo-adjustable-cup](http://www.revomadic.com/revo-adjustable-cup)

## 04 SAFETY PRECAUTIONS



**Please read and understand this section to prevent personal injury that may be caused by incorrect operation.**

Do not use the following medical electronic equipment at the same time as it may cause errors or damage to medical instruments, which can be life threatening.

1. Implantable medical electronic devices such as a cardiac pacemaker
2. Life-sustaining medical electronic devices such as artificial hearts and lungs.
3. Electrocardiographs and other medical electronic instruments.
4. Patients with other medical implants.
5. Keep out of reach from children.

### **Bruising and Blisters**

- Bruising after REVO is normal and a good sign that your therapy is effective and it's bringing toxins up to the skin, however, it is possible that REVO, or any kind of cupping therapy, may form blisters on the skin.
- Although it is rare, blisters form due to overuse as a beginner (high intensity/prolonged session), negligence to disinfect the skin or REVO prior to use, or simply because your skin type is sensitive to cupping therapy and/or heat.
- This is why we strongly advise beginners to start off very slowly at low intensity levels, using REVO for just a couple minutes per muscle group to get a good feel for how their skin reacts.
- Again, blisters are extremely rare but a possibility due to the nature of cupping therapy, please pay close attention to each session and stop using REVO immediately if you feel strong discomfort or blisters forming.
- If you are not comfortable with the possibility of blisters, burns, or bruises do not use our device or partake in cupping therapy. We are not responsible for any skin damage due to misuse or very sensitive skin.

Please do not use the device under the following circumstances to avoid accidents or discomfort.

1. Patients who are pregnant, menstruating, with a damaged epidermis, varicose veins, and taking drugs.
2. Patients with infectious diseases, skin sensitivities, and post-operative patients, patients with high fever or critical illness are also prohibited.
3. Patients with malignant tumor or local damage and ulceration, traumatic fracture, acute suppurative inflammation, skin patients with loss of elasticity.
4. Patients with abnormal heart, brain nerve, and blood pressure.
5. Severe neuroticism, convulsion, spasm, and manic anxiety.
6. Diseases prone to bleeding such as thrombocytopenia, leukemia, hemophilia, Henoch Schonlein purpura, and other diseases associated with bleeding.
7. Near the heart, facial features, private parts, or large blood vessels on the body surface.
8. Patients with skin perception disorder or abnormal skin.
9. The patient who is being treated by a doctor or feels physically abnormal.
10. Excessive fatigue, drunkenness, and staying up too late (2 hours before and after meals are also prohibited).
11. Patients whose skin is allergic to metal and red light.
12. The device has a heating surface. Hence, the device is not for children who are unable to express their wishes freely or people who are unable to self-manage the device.

Please be advised, our company and associated companies or partners are not liable for any injury or skin damage caused by the use or misuse of this device. It is always recommended to consult with your physician before using or applying our device or any therapy device onto your body. Your health and satisfaction are our top priority.

**Please read and understand this section to prevent personal injury caused by the wrongful operation.**

1. Please use REVO correctly, in accordance with the operating instructions.
2. When using REVO, the transparent tube should be securely attached to the skin and evenly applied while avoiding contact with wounds and scars.
3. The transparent tube may cause low-temperature scald or skin strain when used for a long time on sensitive skin, though this is rare. Regardless, please pay attention during use to avoid this.
4. If you feel unwell when using REVO please stop immediately and consult with your physician.
5. It is highly recommended that only one user uses the device. Please turn off and properly disinfect the transparent tube before sharing the REVO with another person.
6. Do not use a notched or damaged transparent tube.
7. After using this device, redness or ecchymosis may occur, which is a normal reaction to effective cupping therapy and usually subsides within 3-5 days (according to the individual's skin type). Wear your bruises proudly!
8. When REVO functions for a long time over a single session, there will be heating on the surface which is normal, just be mindful of your skin's sensitivity.
9. In case of any abnormality during use, remove it immediately.
10. Do not use the device while driving.

12. Do not plug and unplug the USB charging cable with wet hands to prevent electric shock or accidents.
13. This device contains a lithium battery; please do not disassemble, change, immerse it in water, or throw it into the fire to prevent damage and the device from exploding/popping.
14. After use, the blood vessels on the targeted skin will dilate. You should rest for 45 minutes before bathing.

## 05 CLEANING AND MAINTENANCE

 **Please observe the cleaning and maintenance methods provided below to prolong the service life of REVO**

1. Wipe the tube with a dry non-woven cloth. Do not use acid-base detergent, alcohol, diluent, or gasoline. Clean with a solvent such as a nail remover.
2. Turn off the power supply after each use and clean it with a damp towel.
3. Store this device in a safe dry place.
4. Do not leave REVO idle with water residue.
5. Do not use a hard brush to wipe.
6. Do not use water and other liquids directly on the the device for cleaning.
7. When the device is idle for a long time, please charge the device frequently to ensure its normal operation.

 **Please observe the cleaning and maintenance methods provided below to prolong the service life of REVO**

- |   |   |
|---|---|
| • Places vulnerable to vibration and impact | • Places with strong electromagnetic fields |
| • Places with direct sunlight               | • Near fireworks                            |
| • Hot and humid places                      | • Places easily accessible to children      |
| • Places with water                         | • Hot locations                             |

# FAULT ANALYSIS AND TROUBLESHOOTING

Faulty Phenomenon	Fault Judgement and Solution
Unable to power on	<ol style="list-style-type: none"><li>1. Press and hold the power button for more than 1.5 seconds.</li><li>2. Please charge REVO for a few hours and try again.</li></ol>
Unable to charge	<ol style="list-style-type: none"><li>1. Replace the adapter with a row socket &amp; try again.</li><li>2. Pull out the charging head and plug it in again &amp; confirm that it is inserted in the right place.</li><li>3. Please check the charging head and the charging port for the possible presence of dirty. If yes, kindly clean up.</li><li>4. Replace the adapter or charging cable.</li></ol>
Weak suction	<ol style="list-style-type: none"><li>1. Remove the tube and reinstall it, ensuring it is perfectly aligned and well tightened.</li><li>2. Check the air inlet and exhaust holes for possible blockage.</li><li>3. Check if the filter cotton needs to be replaced.</li></ol>
Weak Temperature	<ol style="list-style-type: none"><li>1. Remove the tube and reinstall it, ensuring it is perfectly aligned and well tightened.</li><li>2. Check the air inlet and exhaust holes for possible blockage.</li><li>3. Check if the filter cotton needs to be replaced.</li></ol>



If the problem persists after the above fault analysis and troubleshooting, do not disassemble the device instead please get in touch with our team!

[support@revomadic.com](mailto:support@revomadic.com)

## REMINDER

1. When using the REVO for the first time, pay attention to the step-by-step adjustment to find a suitable mode and intensity.
2. If the pressure is too high during the deep negative pressure mode, please press the pressure relief/pause button to relieve pressure to avoid skin discomfort. mode, please press the pressure relief/pause button to relieve pressure to avoid skin discomfort.

# FREQUENTLY ASKED QUESTIONS

To see a frequently updated list of our FAQs, please visit:

[www.revomadic.com/faq](http://www.revomadic.com/faq)

## 1. Is REVO available on Amazon?

- Yes! But we do not offer our Enhancer Kit, (which you'll need to get started) bundle savings, or an extended warranty on Amazon. If you'd like to purchase our standalone devices with Prime shipping, or want to check out our thousands of reviews, please search for us on Amazon!

## 2. Is cupping good for tight back muscles?

- Cupping is perfect for tight back, neck, shoulder, and many other large muscle groups. Our device takes it many steps further, offering dynamic suctioning, adjustable heat therapy, red light therapy, and a stimulating vibrational massage energized Together to provide the best muscle tension relief among many other benefits.

## 3. Does cupping get rid of muscle knots?

- Absolutely! Cupping works wonders on releasing muscle knots and tension. REVO Smart Cupping is even better for relieving muscle knots – with our targeted heat therapy reducing relaxing the muscle knots, our dynamic suctioning and vibrational massaging features are able to work in perfect synergy to release any painful muscle knots within one REVO therapy session.

## 4. How long does it take to feel the benefits of cupping therapy?

- Most people begin to feel improvements after using it just once, but some take two or three sessions to experience real results. Cupping therapy effects tend to become more realized over time.

## 5. How do I use the suction cupping for cellulite removal?

- It is recommended to apply a light coat of essential oils on the skin before gently gliding REVO on the skin to tighten the skin while reducing cellulite. Our energized therapy modules do an excellent job at reducing cellulite while tightening the skin. Featuring dynamic suctioning, adjustable pressurized cupping, targeted heating, and red light therapy, it's quite easy and effective to reduce cellulite on the arms, legs, or buttocks with REVO. Lastly, be sure to use Mode 2 with the Gliding Tube to be able to easily glide/scrape our device across the skin for a skin-toning session.

## 6. Is there a warranty on this device of any kind?

- Yes! All of our devices come with a 1 year or 2 year extended warranty. Please follow the instructions in your packaging to activate your warranty.



## **7. What's the difference between regular cupping therapy and smart cupping massager therapy?**

- Cupping is amazing for increasing mobility, blood flow, and flexibility while reducing pain, muscle knots, inflammation, cellulite, and toxins within the skin. REVO Smart Cupping takes it many steps further by synergizing cupping therapy with several other proven therapy modules. Featuring dynamic suctioning, adjustable heat therapy, red light therapy, and a stimulating vibrational massage working simultaneously to provide the finest at-home therapy experience you can benefit from the very first use.

## **8. What does cupping do to your body?**

- Cupping therapy increases blood circulation to the area where the cups are applied. This relieves muscle tension and improves overall blood flow to the area to stimulate cell repair. It may also help form new connective tissues and create new blood vessels in the tissue.

## **9. How do I contact support directly?**

- You can always reach out to us at [support@revomadic.com](mailto:support@revomadic.com) or visit our website at [revomadic.com](http://revomadic.com) to learn more about our best-selling smart cuppers or get dedicated support. Support is offered between 9am – 5pm PST.

## **10. How can I turn off the suction so it doesn't hurt me when I remove it?**

- There is a built-in instant pressure-release button found on top, above the power button. We've also recently implemented a protruding braille dot to make it easier to feel for this button while REVO is working on your back.

## **11. What is cupping therapy best for?**

- Cupping is amazing for increasing mobility, blood flow, and flexibility while reducing pain, muscle knots, inflammation, cellulite, and toxins within the skin. REVO Smart Cupping takes it many steps further by synergizing cupping therapy with several other proven therapy modules. Featuring dynamic suctioning, adjustable heat therapy, red light therapy, and a stimulating vibrational massage working simultaneously to provide the finest at-home therapy experience you can benefit from the very first use.

## **12. Are blisters from cupping therapy normal?**

- Blisters from cupping are much less common than the traditional red circle bruise typically found after a lengthy cupping session. To avoid blistering from cupping, we strongly recommend starting off slowly with a very low level intensity of pressure and heat, only applying REVO for just 2–3 minutes at a time to get a feel for how sensitive your skin is to cupping. Though it is very rare, blistering may occur from overuse and should subside within a couple weeks. It is recommended to refer to your physician and our instructions manual for additional safety precautions prior to using REVO, or any kind of cupping therapy.



### **13. How does REVO cupping help reduce cellulite?**

- REVO Smart Cupping helps reduce cellulite and tighten skin with its synergized therapy modes featuring dynamic suctioning, adjustable pressurized cupping, targeted heating, and red light therapy. It is recommended to apply a light coat of essential oils on the skin before gently gliding REVO on the skin to dramatically tighten the skin while reducing cellulite.

### **14. Are these devices used in professional therapy offices?**

- Yes! We have partnered up with physical therapists, physicians, and chiropractors around the world to help bring our remarkable innovation to clients in need!

### **15. Should I use several devices at the same time?**

- To maximize your session's benefits, we suggest applying several of our devices for simultaneous function, saving time and enhancing the effectiveness of the session. It is recommended to have at least two on hand to cut your therapy time in half and improve your session's efficiency.

### **16. Are they easy to use at home, by yourself?**

- Our devices are intuitive right out the box and very easy to apply to enjoy a healthy therapy session from home. Featuring four buttons to control all the beneficial functions of our cuppers, REVO Smart Cupping Therapy is simply the most effective at-home remedy for relieving tension and promoting long-term health.

### **17. Is REVO Cupping Therapy safe?**

- Yes! Our devices feature timed releases to avoid overuse along with a single-press instant release in case the pressure is bothersome. Each cupper also comes with a built-in heating unit that reaches temperatures as high as 122°F (50°C) without any flames! However, please note that if you suffer from any health conditions or utilize medical devices, you may want to consult with your physician before undergoing any kind of therapy, cupping included.

### **18. Will this hurt or damage my skin?**

- Everyone's skin is different, slight pain with high levels of pressure is common and so are the classic red circles that come with cupping, though this is temporary. With several levels of intensity, you are able to adjust the suction, massage, and heating power of our devices with ease to help you become comfortable with our devices at low levels before progressing. Starting at a low level is most optimal for beginners and does not hurt or cause permanent skin damage. However, with extended use, you may notice the classic red circle bruises on your skin, this is temporary and indicates the effectiveness of our

devices. These marks will gradually disappear within a few days and they are nothing to worry about! Just be sure to properly sanitize before each session and avoid using on broken skin (cuts, open wounds, etc.).

**19. Does it leave a mark?**

- Yes! Just like traditional cupping, REVO Smart Cupping Therapy will temporarily leave that classic red circle bruise on your skin. Wear them proudly as it is a sign of taking your health seriously. Many of our customers love showing them off just like Connor McGregor, Michael Phelps, The Rock and many other celebrities who regularly undergo cupping for its amazing benefits. Regardless, these marks will subside and disappear usually within 1-2 weeks.

**20. Can the same device be used on multiple people? Are they easily sanitized?**

- Since all models feature a removable cup, our devices are easy to sanitize by wiping down or hand washing the cup with your preferred disinfectant. We also recommend wiping down the centerpiece located on the bottom of our devices with an alcohol-based solution. That said, our cuppers can be applied to any number of individuals after use, if they are properly cleaned and sanitized.

**21. Are they rechargeable?**

- Yes! Each device comes with a USB Type-C charging cable and takes approximately 3 hours to fully charge and can last up to 9, 20-minute, therapy sessions while the device is set to its maximum setting!

**22. Can I buy in bulk for a discount?**

- Yes we certainly do! If you wish to place a bulk order for resell, office use, or personal use, contact our team at [support@revomadic.com](mailto:support@revomadic.com) for additional details and a quote. If you'd like a discount on a less-than-bulk order, feel free to visit our site at [revomadic.com](https://revomadic.com) for multi-quantity discounts on our REVO Smart Cuppers.

**23. Do you offer refunds? A warranty?**

- We're confident that you'll love our devices' effectiveness just as much as we trust their lifetime durability, which is why we provide our unbeatable two-year warranty with all of our devices sold on Amazon! We also understand that online shopping is not for everyone, if you wish to submit a return for your order, feel free to contact us at [support@revomadic.com](mailto:support@revomadic.com) for a hassle-free return or refund through Amazon!

## 24. Is there any scientific evidence on cupping reducing cellulite?

- Yes! There are many scientifically-proven studies which have proved significant decrease in female cellulite and improved skin elasticity from a direct result of cupping therapy. In a study titled "Dry cupping therapy decreases cellulite in women: A pilot study" where 40 female participants underwent cupping therapy on their thighs, the results proved to be impressive. A "statistically significant" decrease in cellulite on the thighs of participants was represented by over a 75% decrease in measured cellulite after just 2 sessions per week for 5 weeks! And that's just from cupping – REVO combines cupping with 4 other effective therapy modes, synergized to dramatically maximize every session's effectiveness.

### Medical Advice Disclaimer

**THE PRODUCTS ARE NOT INTENDED FOR USE IN THE TREATMENT OR MANAGEMENT OF ANY DISEASES OR CONDITIONS, AND SHOULD IN NO WAY BE CONSIDERED A REPLACEMENT FOR MEDICAL ADVICE AND ACTION IN ORDER TO CURE, TREAT, OR PREVENT DISEASES OF ANY NATURE.**

Please seek the advice of your qualified health care professionals with any questions or concerns you may have regarding your individual needs and any medical conditions. Revomadic does not recommend or endorse any specific physicians, procedures, products (including our Products), opinions or other information that may be included on the Website; the same are only for informational purposes. Reliance on any information appearing on the Website, whether provided by Revomadic, its content providers, the visitors to the or others, is solely at your own risk.

We strongly recommend consulting with a physician prior to beginning any form of therapy, including that which our product(s) may offer as advertised. Revomadic is not liable for any injury, scarring, bruising, blisters, or any other form of skin damage caused by the use of our product(s). It is an inherent property of our product that users may experience bruising, blistering, scarring, and skin damage as a rare occurrence due to sensitive skin. If the user is not comfortable with these possibilities, they must not purchase or use our products.

While blistering may occur for those with sensitive skin it is totally normal. If your skin does experience blistering then heated cupping therapy may not be for you and should be paused indefinitely.