

# RYOBI®

## ORIGINAL INSTRUCTIONS 18V USB Adapter RUSBC18

### Important!

This appliance is not intended to be used or cleaned by persons with reduced physical, sensory or mental capabilities, or lack of experience or knowledge, unless they have been given instructions concerning the safe use of the appliance by a person legally responsible for their safety. They should be supervised whilst using the appliance. Children shall not use, clean or play with this appliance, which when not in use should be secured out of their reach.

Safety, performance, and dependability have been given top priority in the design of your USB adapter.

### INTENDED USE

The USB adapter is only intended to charge USB capable devices.

The product is only for use indoors in dry conditions.

Do not use the product in any way other than those stated for intended use.

### USB ADAPTER SAFETY WARNINGS

#### ⚠ WARNING

**Read all safety warnings and all instructions.** Failure to follow the warnings and instructions may result in electric shock, fire and/or serious injury. Save all warnings and instructions for future reference.

- Do not use the product near water.
- Clean only with dry cloth. Never use brake fluids, gasoline, petroleum-based products, or any strong solvents to clean the product. Following the rule will reduce the risk of loss of control and deterioration of the enclosure plastic.
- Do not block any ventilation openings. Install in accordance with the manufacturer's instructions.
- Do not place the product in closed bookcases or racks without proper ventilation. Allow a minimum distance of 5 cm from any foreign object.
- Do not place product near any heat sources such as radiators, heat registers, stoves, or other products (including amplifiers) that produce heat.
- Only use attachments and accessories specified by the manufacturer.
- Refer all servicing to qualified service personnel. Servicing is required when the



product has been damaged in any way, liquid has been spilled or objects have fallen into the product, the product has been exposed to rain or moisture, does not operate normally, or has been dropped.

- When servicing the product, use only manufacturer's replacement parts, accessories and attachments. Follow instructions in the Maintenance section of the manual. Use of unauthorized parts or failure to follow Maintenance instructions may create a risk of shock or injury.
- Know your product. Read operator's manual carefully. Learn its applications and limitations, as well as the specific potential hazards related to the product. Following the rule will reduce the risk of electric shock, fire, or serious injury.
- Do not operate the product in explosive atmospheres, such as in the presence of flammable liquids, gases, or dust. The product may create sparks that may ignite the dust or fumes.

### ELECTRICAL SAFETY

- A battery operated product with integral batteries or a separate battery pack must be recharged only with the specified charger for the battery. A charger that may be suitable for one type of battery may create a risk of fire when used with another battery.
- Use battery operated product only with specifically designated battery pack. Use of any other batteries may create a risk of fire.
- USE RYOBI 18V ONE+ battery packs only. Do not use battery packs from other manufacturers.

#### ⚠ WARNING

Danger of explosion if battery is incorrectly replaced. Replace only with the same or equivalent type.

### PERSONAL SAFETY

- **Follow appliance manufacturer's instructions regarding operation and power.** Use of the appliance different from those intended could result in a hazardous situation.
- **Use the correct appliance for the application.**
- **Stay alert, watch what you are doing and use common sense when operating the**

**product. Do not use while you are tired or under the influence of drugs, alcohol or medication.** A moment of inattention may result in serious personal injury.

### PRODUCT USE AND CARE

- When battery pack is not in use, keep it away from other metal objects like paper clips, coins, keys, nails, screws, or other small metal objects that can make a connection from one terminal to another. Shorting the battery terminals together may cause sparks, burns, or a fire.
- Keep the product dry, clean and free from oil and grease. Always use a clean cloth when cleaning.
- Battery products do not have to be plugged into an electrical outlet; therefore, they are always in operating condition. Be aware of possible hazards when not using your battery product or when changing accessories. Following the rule will reduce the risk of electric shock, fire, or serious personal injury.
- Do not place battery products or their batteries near fire or heat. This will reduce the risk of explosion and possibly injury.
- Do not crush, drop or damage battery pack. Do not use a battery pack or charger that has been dropped or received a sharp blow. A damaged battery is subject to explosion. Properly dispose of a dropped or damaged battery immediately.
- Batteries can explode in the presence of a source of ignition, such as a pilot light. To reduce the risk of serious personal injury, never use any cordless product in the presence of open flame. An exploded battery can propel debris and chemicals. If exposed, flush with water immediately.
- Do not charge battery product in a damp or wet location. Following the rule will reduce the risk of electric shock.
- For best results, your battery product should be charged in a location where the temperature is more than 10°C (50°F) but less than 38°C (100°F). To reduce the risk of serious personal injury, do not store outside or in vehicles.
- Risk of uncontrolled situations when used in ambient temperatures below 0°C (32°F) or above 40 °C (104°F).
- Under extreme usage or temperature conditions, battery leakage may occur. If liquid comes in contact with your skin, wash immediately with soap and water. If liquid gets into your eyes, flush them with clean water for at least 10 minutes, then seek immediate medical attention. Following the rule will reduce the risk of serious personal injury.
- To reduce the risk of personal injury and electric shock, the product should not be played with or placed where small children can reach it.
- Save these instructions. Refer to them frequently and use them to instruct others who may use this product. If you loan someone this product, loan them these instructions also.
- Do not dispose of used battery packs in the

household refuse or by burning them. Take them to an appropriate disposal/collection site.

### ADDITIONAL BATTERY SAFETY WARNINGS

#### ⚠ WARNING

To reduce the risk of fire, personal injury, and product damage due to a short circuit, never immerse your tool, battery pack or charger in fluid or allow a fluid to flow inside them. Corrosive or conductive fluids, such as seawater, certain industrial chemicals, and bleach or bleach-containing products, etc., can cause a short circuit.

- Replacement of a battery with an incorrect type can defeat a safeguard.
- Disposal of a battery into fire or a hot oven, or mechanically crushing or cutting of a battery, can result in an explosion.
- Leaving a battery in an extremely high temperature surrounding environment can result in an explosion or the leakage of flammable liquid or gas.
- A battery subjected to extremely low air pressure may result in an explosion or the leakage of flammable liquid or gas.

### TRANSPORTING LITHIUM BATTERIES

Transport the battery in accordance with local and national provisions and regulations.

Follow all special requirements on packaging and labelling when transporting batteries by a third party. Ensure that no batteries can come in contact with other batteries or conductive materials while in transport by protecting exposed connectors with insulating, non-conductive caps or tape. Do not transport batteries that are cracked or leaking. Check with the forwarding company for further advice.

### FEATURES

#### AUTO SHUT-OFF

The product has an "auto-shut-off" function. It shuts off automatically after 8 hours of operation.

### MAINTENANCE

- Cleaning and user maintenance shall not be made by children without supervision.
- Avoid using solvents when cleaning plastic parts. Most plastics are susceptible to damage from various types of commercial solvents and can be damaged by their use. Use dry cloths to remove dirt, dust, oil, grease, etc.

#### ⚠ WARNING

Do not at any time let brake fluids, gasoline, petroleum-based products, penetrating oils, etc., come in contact with plastic parts. Chemicals can damage, weaken or destroy plastic which could result in serious personal injury.

When servicing, use only original manufacturer's replacement parts. Use of any other part could create a hazard or cause product damage.

### SYMBOLS ON THE PRODUCT



Safety alert



Volts



Direct current



Please read the instructions carefully before starting the machine.



Regulatory Compliance Mark (RCM). Product meets applicable regulatory requirements.

Do not dispose of waste batteries, waste electrical and electronic equipment as unsorted municipal waste. Waste batteries and waste electrical and electronic equipment must be collected separately. Waste batteries, waste accumulators, and light sources have to be removed from the equipment. Check with your local authority or retailer for recycling advice and collection point.

According to local regulations, retailers may have an obligation to take back waste batteries and waste electrical and electronic equipment free of charge. Your contribution to the reuse and recycling of waste batteries and waste electrical and electronic equipment helps to reduce the demand of raw materials. Waste batteries, in particular containing lithium, and waste electrical and electronic equipment contain valuable and recyclable materials, which can adversely impact the environment and the human health if not disposed of in an environmentally compatible manner. Delete personal data from waste equipment, if any.



### SYMBOLS IN THIS MANUAL



Note

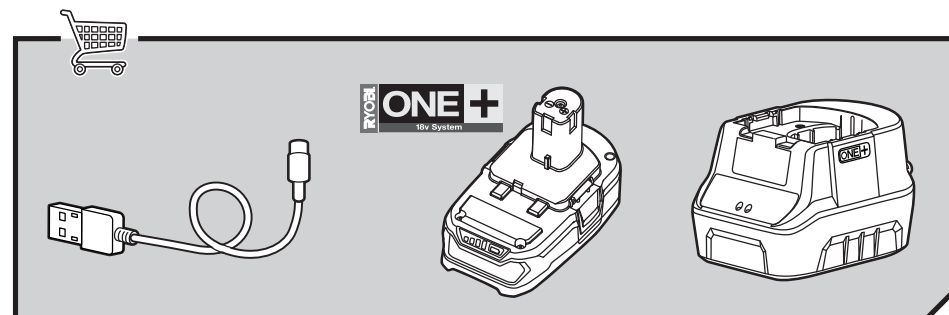
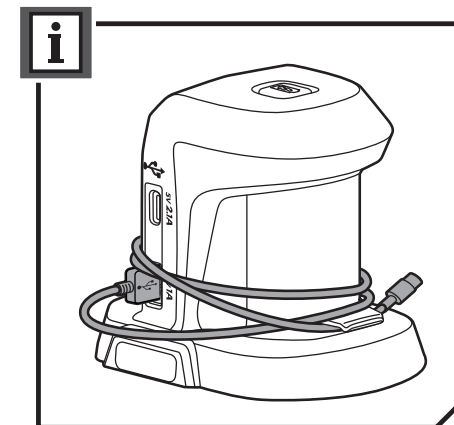
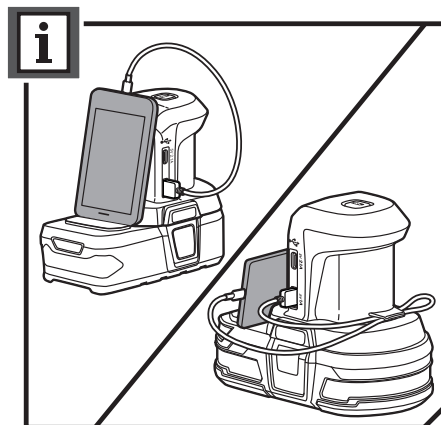
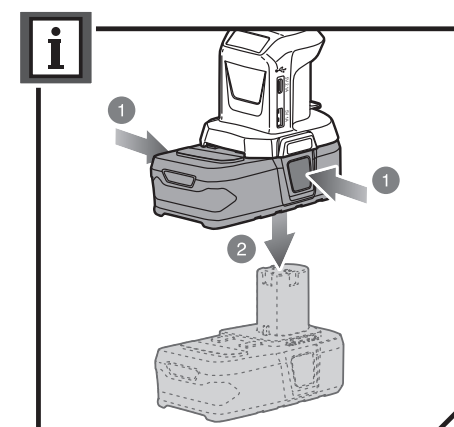
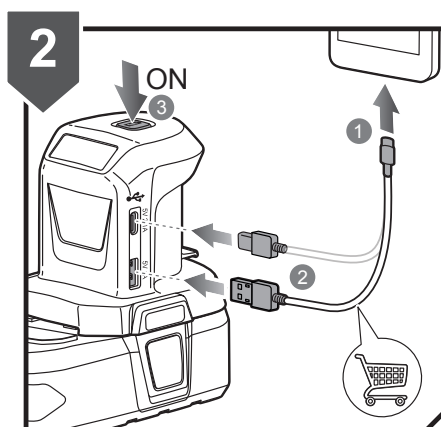
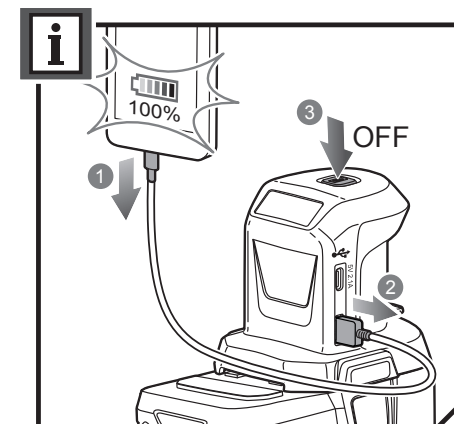
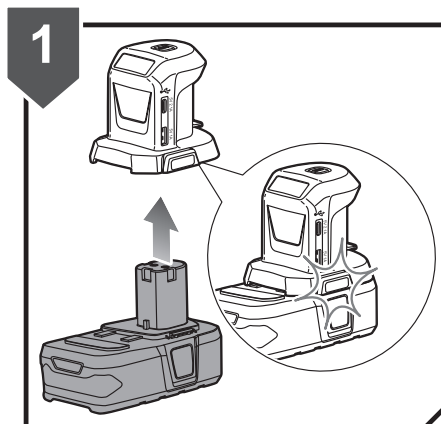
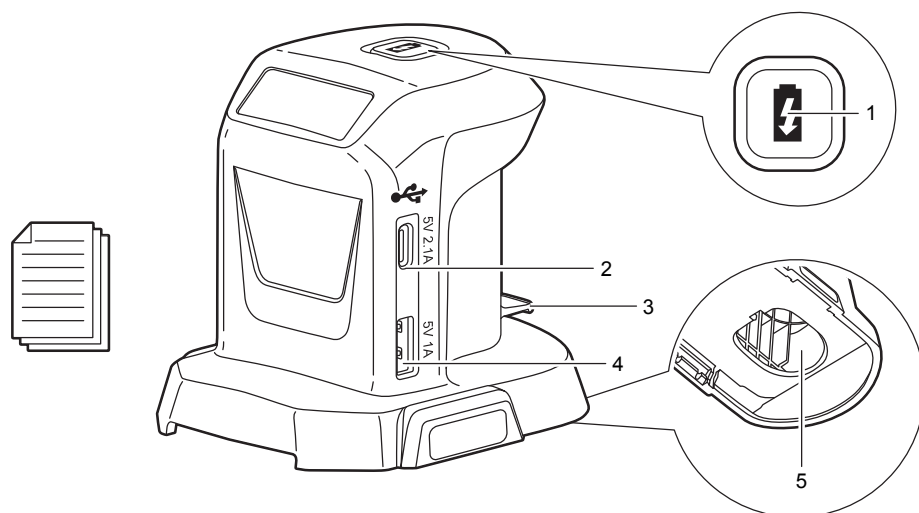


Parts or accessories sold separately

## KNOW YOUR PRODUCT

1. On/Off switch
2. 2.1A USB charging port(USB C)
3. Cord clip
4. 1A USB charging port(USB A)

5. Battery port



20241231v4

## PRODUCT SPECIFICATIONS

18V USB adapter

Model RUSBC18

Voltage 18 V

USB Output 5 V

USB output current 2.1A(USB C)  
1A(USB A)

Weight - not incl. battery pack 118 g

## BATTERY

Compatible battery packs (not included)

RB1815C RB1850C  
RB1820C RB1850X  
RB1825C RB1860X  
RB1840C RB1880T  
RB1840E RB18120T  
RB1840X

Imported by:  
**Techtronic Industries Australia Pty Ltd**  
31 Gilby Road, Mount Waverley, VIC 3149  
Melbourne, Australia

**Techtronic Industries N.Z. Limited**  
Unit C, 70 Business Parade South,  
Highbrook, Auckland 2013, New Zealand