

## Models

LM060W Actuator: 140 in.lb. (16 Nm) with fail safe

## Features

- IP 65 (Nema 4 protection with Rain Hood enclosure)
- Mounts easily on round and square shafts
- Dust and waterproof clutch for manual adjustment
- Supplied with cable (pigtail)
- Maintenance-free
- Position indicator
- FD5-T 5000 Ohms feedback potentiometer (optional)
- AC2-T adjustable auxiliary switch (optional)
- Stroke limiting device (SLD) (optional)
- Fail safe by Enerdrive System



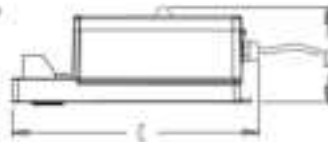
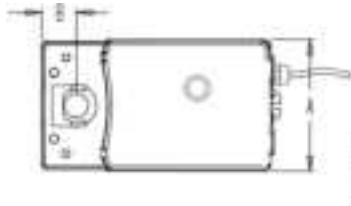
LM060W Actuator



Description	LM060W Actuator
Torque	140 in.lb. [16 Nm] at rated voltage
Motor Type	Brushless motor
Running Time (for 90° Rotation)	60 to 85 seconds torque dependent
Fail Safe (Enerdrive)	Yes
Fail Safe Runtime (0° to 90°)	85 seconds torque dependent
Capacitor Charge Time on / Power-up	9 seconds
Power Consumption	27VA Peak, 8VA (during operation)
Overload Protection	Electronic throughout, 0° to 90° rotation
Power Supply	22 to 26 Vac   28 to 32 Vdc   50/60Hz
Transformer Requirements	Class 2; min. 27VA
Cable	6-wire plenum cable (18AWG), 3ft (1m) long
Impedance (Input)	100k ohms
Control Signals	2-10Vdc (default) or 4-20mA (with 500 ohm resistor between wires 1 and 3)
Feedback Signals	2-10Vdc (with 500 ohm resistor between wires 1 and 6) or 4-20mA (default)
Angle of Rotation	0° to 90°, mechanically adjustable with SLD (optional) (default: 90° stroke)
Direction of Rotation	Reversible, CW: Clockwise, CCW: Counter Clockwise (default: CW)
Noise Produced	45 dB(A)
Ingress Protection	IP 65 (For outside applications, use RH7 or RH11 Rain Hood enclosure)
Operating Temperature	-22°F to +122°F [-30°C to +50°C]
Storage Temperature	-22°F to +122°F [-30°C to +50°C]
Relative Humidity	5 to 95% non-condensing
Weight	4.5 lb. [2kg]
Purpose and Action of Control	Type 1 Operating Control, Electric Actuator
Construction of Control	Independently Mounted
Pollution Degree	2
Impulse Voltage	330V
Quality Management System	ISO 9001:2015
Certification	Complies to standards: UL 60730-1 & UL 60730-2-14, CSA E60730-1 & CSA E60730-2-14
	Complies to Low Voltage Directive & Electromagnetic Compatibility Directive
	Complies to Electrical Equipment (Safety) Regulations & Electromagnetic Compatibility Regulations

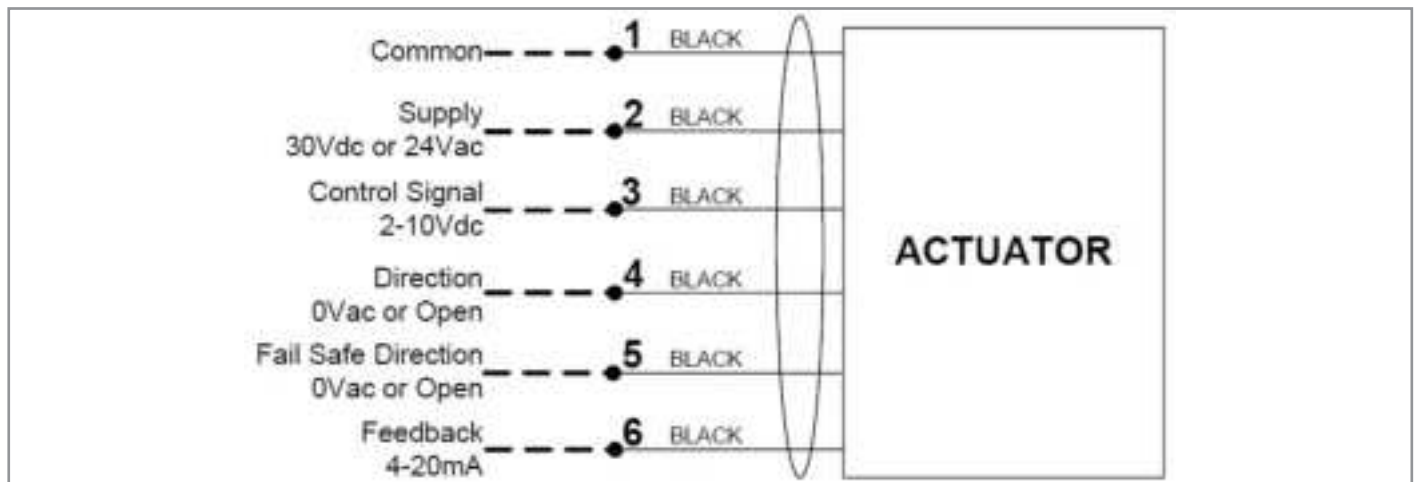
**WARNING: Risk of mechanical failure. Do NOT press clutch when actuator is in operation.**

## Dimensions



A = 5.20" (132mm)  
 B = 1.33" (34mm)  
 C = 9.75" (248mm)  
 D = 4" (102mm)

## Wiring



## Auto-Stroke

The auto-stroke is activated everytime the actuator is powered on. The actuator searches for its 0° position and goes towards it, then goes to its 90° position and finally returns to its setpoint.

## Rotation Direction Selection

Rotation Clockwise	Rotation Counter-Clockwise
Leave cable #4 (Direction selection) open	Connect cable #4 (Direction selection) to cable #1 (Common VAC)

## Failsafe Direction Selection

Failsafe return to 0°	Failsafe return to 90°
Leave cable#5 (Direction selection) open	Connect cable #5 (Direction selection) to cable #1 (Common 0 VAC)



Recycling at end of life: please return this product to your Neptronic local distributor for recycling. If you need to find the nearest Neptronic authorized distributor, please consult [www.neptronic.com](http://www.neptronic.com).