


JMZX-V1

FTPLPB-0141  
FTPLPB-0143



PATIO CHAIR

### CONTACT US:

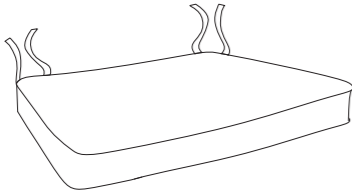


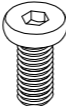
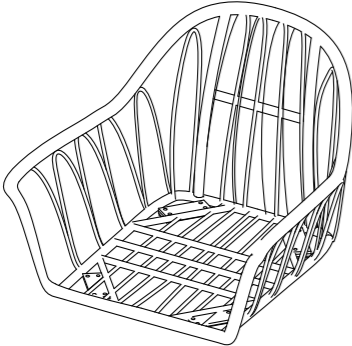

If you have any questions about the installation of YITAHOME products, just contact us at +1 (888) 717-8084 from Mon-Fri 8:00 AM-4:30 PM PST / Sat. 8:00 AM-12:00 PM PST or e-mail us at [after-sale.cs@hotmail.com](mailto:after-sale.cs@hotmail.com)

Alternative method to contact us (amazon.com orders only)





1. Log into your Amazon account
2. Go to "Your Orders" and find the purchase
3. Click on "Contact Seller"

### Notice:

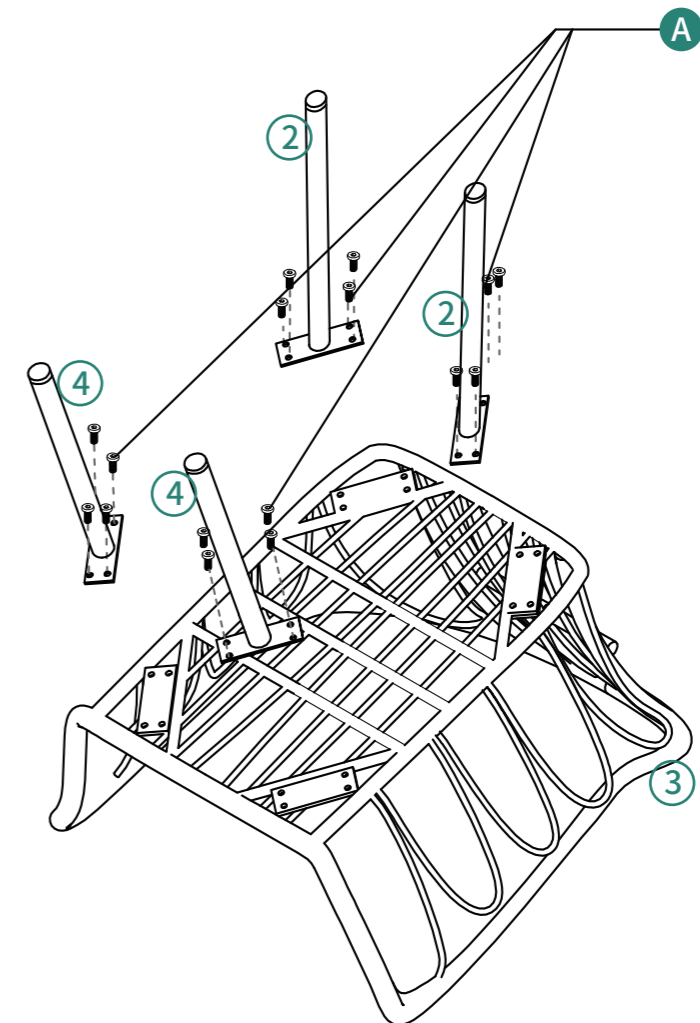
1. Follow the installation instructions. Please confirm all accessories are preset before installation.
2. Do not fully tighten the screws during initial assembly. Fully tighten screws only once all pieces which are correctly assembled.
3. If you encounter any problems during installation, please contact our customer service.

Item no.	Reference Image	Qty.	Item no.	Reference Image	Qty.
①		x1	④		x2
②		x2	A	 M6x12	x16
③		x1			x1

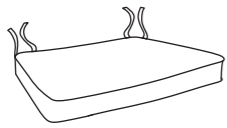
1

 ① 16pcs
  ② 2pcs
  ④ 2pcs
  ③ 1pc

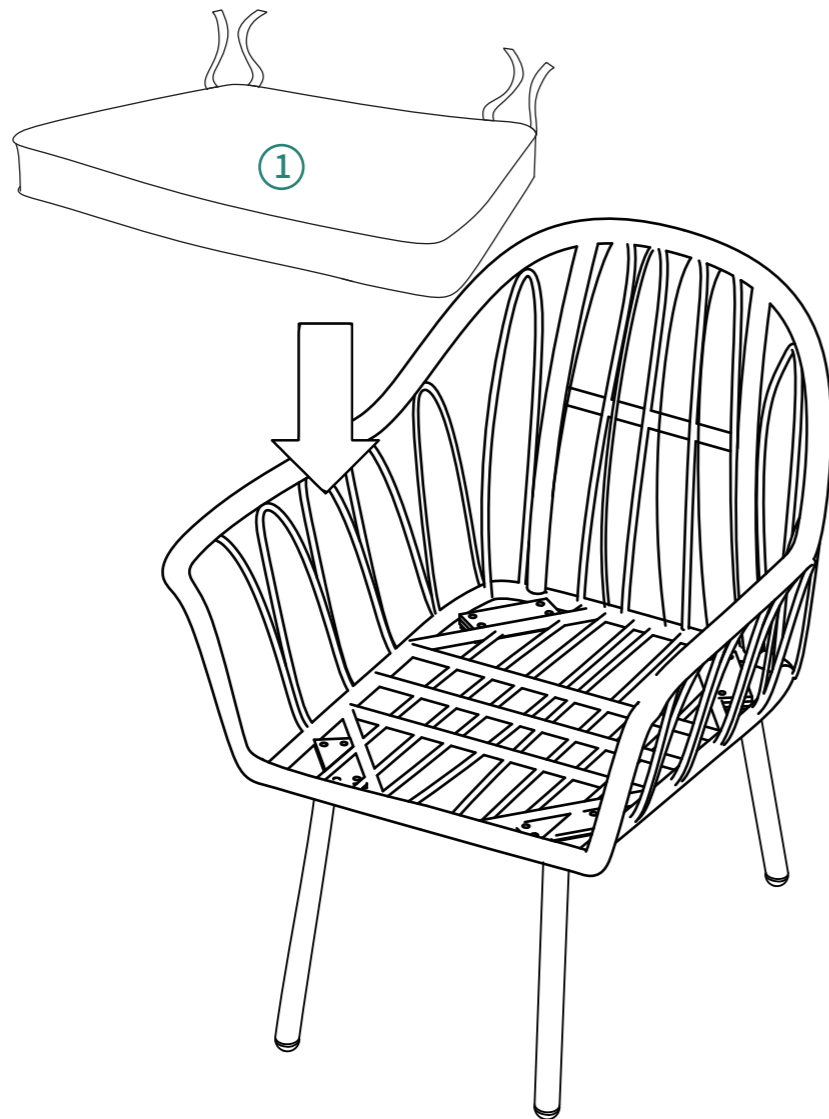
If any chair's leg is not level after installation, please install a shim  on it !



2




① 1pc



Notice:

1.The other chairs are installed in the same way.



Installation Completed