

# FD2024F

## 4MP IP Fixed dome camera

### Quick Start Guide



Find additional manuals, the datasheet, the EU Declaration of Conformity, and the latest firmware for this product at:

[tkhsecurity.com](http://tkhsecurity.com)



Manufacturer information:


Name: TKH Security B.V.

Address: Werner von Siemensstraat 7,  
2712PN, Netherlands

Email: [info.nl@tkhsecurity.com](mailto:info.nl@tkhsecurity.com)



## Unpack



Duster

Subject to modification. Actual product and accessories may differ in appearance.

## Installation Notices




Caution installation shall be performed by qualified personnel only. Installation shall be in accordance with local procedures. The camera contains batteries.


Battery replacement shall not be applied in view of the risk of explosion. Dispose of used batteries according to the instructions.

For "PoE" input connection, use only with UL listed I.T.E. with "PoE" output. Description for the "PoE" is intended to be connected to not exposed (outside plant) networks or equivalent statement in installation instructions.

## Camera cabling



## Pan / Tilt



## Reset button

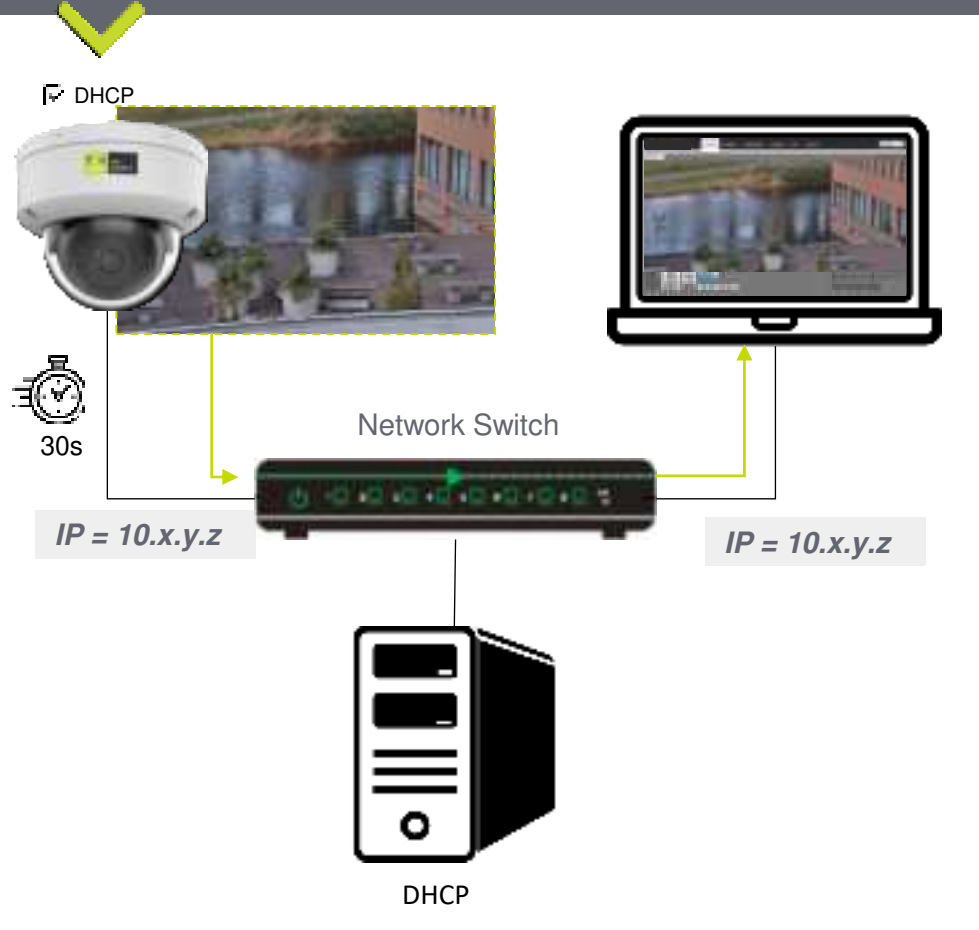


To restore camera to factory defaults, power up with Reset button pressed for at least 10s.

## SD card



## Accessing the Camera - DHCP



## Accessing the camera – Fixed IP

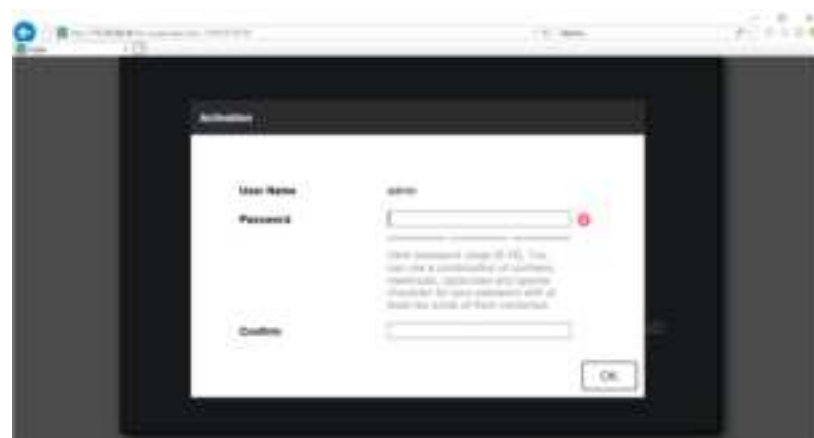


## Auto detect with SDM2



## 1<sup>st</sup> time camera login

Set a strong password



qwer1234



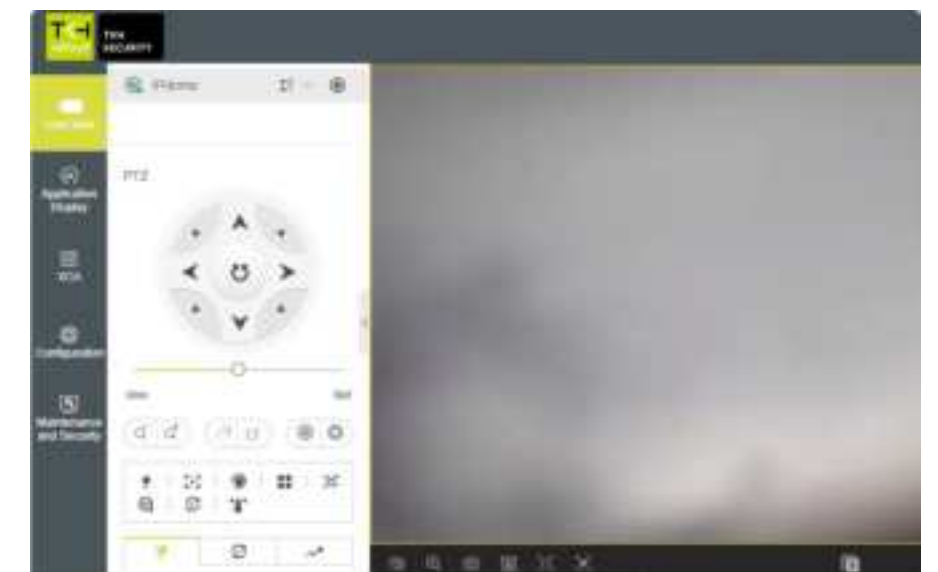
x6W@oM0a!9#F



## 1<sup>st</sup> time camera login



## Browser-based Viewer



It is not recommended to continuously (24/7) record with the micro SD card, as the card may not support long-term continuous data read/write. Contact the manufacturer of the micro SD card for information regarding the reliability and the life expectancy..