

KWIKSET

Kwikset

Tylo Passage Lockset - Builder box pack. For all interior doors where a simple latch is all that is required. Plain knob on both sides. Turning either knob will retract latch bolt at all times to open door. Full 10 year mechanical warranty. 5 year finish warranty.



| Product No. | Mfg. No. | Description | Order Mult. | Weight | Unit Cost |
|-------------|----------|--|-------------|--------|-----------|
| 229602-B | 200T 3 | 2-3/8" backset, square face, plain latch, polished brass (3) finish | 1/0/30 | 1.100 | 9.49 EA |
| 218596-B | 200T 3 | 6-way steel adjustable latch (AL), interchangeable for 2-3/8" or 2-3/4" backsets, drive-in (round), radius, or square face plain latch, polished brass (3) | 1/0/30 | 1.100 | 9.49 EA |

Kwikset

Tylo Privacy Lockset - Builder box pack. For bedroom and bathroom doors. Turn button on interior knob. Turning button locks both knobs. Lock may be opened by an emergency entry key in exterior knob. Full 10 year mechanical warranty. 5 year finish warranty.



| Product No. | Mfg. No. | Description | Order Mult. | Weight | Unit Cost |
|-------------|----------|--|-------------|--------|-----------|
| 229611-B | 300T 3 | 2-3/8" backset, square face plain latch, polished brass (3) finish | 1/0/30 | .998 | 9.99 EA |
| 218626-B | 300T 5 | 2-3/8" steel backset, radius corner latch, polished brass (3) finish | 1/0/30 | .997 | 9.99 EA |

Kwikset

Tylo Entry Lockset - Builder box pack. Polished brass (3) finish. Packaged with a 2-3/8" backset square face deadlatch, 2-3/8" backset 1/4" radius deadlatch (RCL/S), or 2-3/4" backset square face deadlatch. Entry backset for keyed exterior doors. Key from exterior and turn button from interior will lock or unlock exterior knob or interior knob. Full 10 year mechanical warranty. 5 year finish warranty. Keying information: K3 - keyed alike set of 3.



| Product No. | Mfg. No. | Description | Order Mult. | Weight | Unit Cost |
|-------------|-------------------|---|-------------|--------|-----------|
| 229639-A | 400T 3 6AL RCS | 6-way steel adjustable latch (AL), interchangeable for 2-3/8" or 2-3/4" backsets, drive-in (round), radius, or square face plain latch, polished brass (3) | 1/0/30 | 1.242 | 11.99 EA |
| 210113-A | 400T 3 6AL RCS K2 | 6-way steel adjustable latch (AL), interchangeable for 2-3/8" or 2-3/4" backsets, drive-in (round), radius, or square face plain latch, polished brass (3), keyed alike set of 2 (K2) | 2/0/30 | 1.250 | 11.99 EA |
| 229648-A | 400T 3 6AL RCS K3 | 6-way steel adjustable latch (AL), interchangeable for 2-3/8" or 2-3/4" backsets, drive-in (round), radius, or square face plain latch, polished brass (3), keyed alike set of 5 (K3) | 3/0/30 | 1.263 | 11.99 EA |

HARDWARE

Kwikset

Polo Passage Lockset - Builder box pack. For all interior doors where a simple latch is all that is required. Plain knob on both sides. Turning either knob will retract latch bolt at all times to open door. Full 10 year mechanical warranty. 5 year finish warranty.



| Product No. | Mfg. No. | Description | Order Mult. | Weight | Unit Cost |
|-------------|-----------------|--|-------------|--------|-----------|
| 218766-B | 200P 3 RCAL RCS | 6-way steel adjustable latch (AL), interchangeable for 2-3/8" or 2-3/4" backsets, drive-in (round), radius, or square face plain latch, polished brass (3) | 1/0/30 | .867 | 10.99 EA |
| 203459-B | 200P 3 | 2-3/8" backset, plain latch, polished brass (3) | 1/0/30 | .867 | 10.99 EA |

Kwikset

Passage and Privacy Round Sliding Door Lock - Round pocket door latch is easy-to-install. Nothing to mark, nothing to cut. Only requires a screwdriver. Keeps door from warping. Privacy function always engages when closed. Deep cups for easy access. Backset 2-3/8", adjustable door thickness 1-3/8" to 1-3/4", strike is 1-1/8" x 2-1/4", square corner. Lifetime mechanical warranty and 10 year finish warranty.



| Product No. | Mfg. No. | Description | Order Mult. | Weight | Unit Cost |
|-------------|----------|--|-------------|--------|-----------|
| 201016-B | 334 | Passage polished brass (3), used where no locking is required | 1/0/12 | .667 | 15.59 EA |
| 201007-B | 334 | Passage satin nickel (15), used where no locking is required | 1/0/12 | .667 | 16.69 EA |
| 201034-A | 335 | Privacy polished brass (3), used on bathroom and bedroom doors | 1/0/12 | .667 | 16.69 EA |
| 201025-B | 335 | Privacy satin nickel (15), used on bathroom and bedroom doors | 1/0/12 | .667 | 17.79 EA |

Kwikset

Polo Entry Lockset - Builder box pack. Packaged with a 2-3/8" backset square face deadlatch, 2-3/8" backset 1/4" radius deadlatch (RCL/S), or 2-3/4" backset square face deadlatch. Entry lockset for keyed exterior doors. Key from exterior and turn button from interior will lock or unlock exterior knob or interior knob. Full 10 year mechanical warranty. 5 year finish warranty.



| Product No. | Mfg. No. | Description | Order Mult. | Weight | Unit Cost |
|-------------|-------------------|---|-------------|--------|-----------|
| 203718-A | 400P 3 6AL RCS | 6-way steel adjustable latch (AL), interchangeable for 2-3/8" or 2-3/4" backsets, drive-in (round), radius, or square face plain latch, polished brass (3) | 1/0/30 | 1.267 | 13.49 EA |
| 203475-A | 400P 3 6AL RCS K6 | 6-way steel adjustable latch (AL), interchangeable for 2-3/8" or 2-3/4" backsets, drive-in (round), radius, or square face plain latch, polished brass (3), keyed alike set of 6 (K6) | 6/0/30 | 1.267 | 13.49 EA |

Kwikset

Tylo Entry Lockset - Consumer clear pack. Entry lockset for keyed exterior doors. Key from exterior and turn button from interior will lock or unlock exterior knob or interior knob. Full 10 year mechanical warranty. 5 year finish warranty.



| Product No. | Mfg. No. | Description | Order Mult. | Weight | Unit Cost |
|-------------|-------------|---|-------------|--------|-----------|
| 203289-A | 400T 3 | 6-way adjustable latch (AL), interchangeable for 2-3/8" or 2-3/4" backsets, drive-in (round), radius, or square face plain latch, polished brass (3) | 1/0/6 | 1.333 | 11.99 EA |
| 203297-A | 400T 3 K2 | 6-way steel adjustable latch (AL), interchangeable for 2-3/8" or 2-3/4" backsets, drive-in (round), radius, or square face plain latch, polished brass (3), keyed alike set of 2 (K2) | 2/0/6 | 1.333 | 11.99 EA |
| 203270-B | 400T 5 | 6-way steel adjustable latch (AL), interchangeable for 2-3/8" or 2-3/4" backsets, drive-in (round), radius, or square face plain latch, antique brass (5) | 1/0/6 | 1.333 | 13.99 EA |
| 203262-B | 400T 5 K2 | 6-way steel adjustable latch (AL), interchangeable for 2-3/8" or 2-3/4" backsets, drive-in (round), radius, or square face plain latch, antique brass (5), keyed alike set of 2 (K2) | 2/0/6 | 1.333 | 13.99 EA |
| 219576-B | 400T 26D | 6-way steel adjustable latch (AL), interchangeable for 2-3/8" or 2-3/4" backsets, drive-in (round), radius, or square face plain latch, satin chrome (26D) | 1/0/6 | 1.333 | 13.99 EA |
| 219584-B | 400T 26D K2 | 6-way steel adjustable latch (AL), interchangeable for 2-3/8" or 2-3/4" backsets, drive-in (round), radius, or square face plain latch, satin chrome (26D), keyed alike set of 2 (K2) | 2/0/6 | 1.333 | 13.99 EA |

Kwikset

Polo Dummy Lockset - Builders box pack. Polished brass (3) finish. For use on doors where only a pull is required. Full 10 year mechanical warranty. 5 year finish warranty.



| Product No. | Mfg. No. | Description | Order Mult. | Weight | Unit Cost |
|-------------|----------|--------------------|-------------|--------|-----------|
| 218693-E | 488P 3 | Polo Dummy Lockset | 1/0/20 | .150 | 6.99 EA |

Kwikset**Belair Storeroom Or Vestibule Kwikset Plus Lockset**

Box pack. Polished brass (3) finish. 2-way steel adjustable latch 2-3/4" and 2-3/8" square face backset with square corner latch and strike. For service doors or common entry exterior doors. Inside knob is always free turning for immediate exit. Complies with ANSI F86. Lifetime mechanical warranty. 5 year finish warranty.



| Product No. | Mfg. No. | Description | Order Mult. | Weight | Unit Cost |
|-------------|--------------|-------------------|-------------|--------|-----------|
| 212776-B | 450B 3 2-3/8 | Vestibule Lockset | 1/0/30 | 1.233 | 22.99 EA |

Do It Best Imports/ Steel Pro

Single Cylinder Deadbolt - Consumer clear pack. Packaged with an adjustable latch, interchangeable for 2-3/8" or 2-3/4" backsets. Square face deadbolt latch. 1" hardened throw deadbolt. Key retracts bolt from exterior turnpiece operates bolt from interior. Uses Kwikset keyway. Order a case of 12 and receive 4 sets of 3 keyed alike. Uses Kwikset keyway.



| Product No. | Mfg. No. | Description | Order Mult. | Weight | Unit Cost |
|-------------|------------|---------------------|-------------|--------|-----------|
| 239089-C | D101PB CP | Polished brass (PB) | 1/6/24 | 1.192 | 8.99 EA |
| 246883-D | D101 SS | Satin chrome (SC) | 1/6/24 | 1.192 | 9.29 EA |
| 256366-D | D101AB CP | Antique brass (AB) | 1/6/24 | 1.167 | 9.49 EA |
| 208867-D | D101SN CP | Satin nickel (SN) | 1/6/24 | 1.167 | 9.49 EA |
| 223085-D | D101AN CP | Antique nickel | 1/6/24 | 1.333 | 10.99 EA |
| 223107-D | D101ORB CP | Oil rubbed bronze | 1/6/24 | 1.333 | 10.99 EA |

Do It Best Imports/ Steel Pro

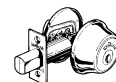
Double Cylinder Deadbolt - Consumer clear pack. Packaged with an adjustable latch, interchangeable for 2-3/8" or 2-3/4" backsets. Square face deadbolt latch. 1" hardened throw deadbolt. Key retracts bolt from exterior and interior. Uses Kwikset keyway. Order a case of 12 and receive 4 sets of 3 keyed alike. Uses Kwikset keyway.



| Product No. | Mfg. No. | Description | Order Mult. | Weight | Unit Cost |
|-------------|------------|---------------------|-------------|--------|-----------|
| 239097-D | D102PB CP | Polished brass (PB) | 1/6/24 | 1.375 | 10.49 EA |
| 222770-D | D102ORB CP | Oil rubbed bronze | 1/6/24 | 1.417 | 12.49 EA |
| 223077-D | D102AN CP | Antique nickel | 1/6/24 | 1.417 | 12.49 EA |
| 223671-D | D102SN CP | Satin nickel | 1/6/24 | 1.417 | 11.99 EA |

Kwikset

Single Cylinder Deadbolt - Builder box pack. Key retracts bolt from exterior, turnpiece operates bolt from interior. Full 10 year mechanical warranty. 5 year finish warranty.



| Product No. | Mfg. No. | Description | Order Mult. | Weight | Unit Cost |
|-------------|----------|--|-------------|--------|-----------|
| 201757-A | 660 3 | 2-3/8" and 2-3/4" radius corner adjustable latch (RCAL) radius corner strike, polished brass (3) | 2/0/12 | 1.000 | 13.39 EA |
| 238651-A | 660 5 | 2-3/8" backset, 1/4" radius deadbolt latch (RCL/S), keyed alike set of 2, antique brass (5) finish | 2/0/12 | 1.000 | 14.49 EA |

Kwikset

Double Cylinder Deadbolt - Builder box pack. Polished brass (3) finish. Packaged with a 2-3/8" backset square face deadbolt latch, 2-3/8" backset 1/4" radius deadbolt latch (RCL/S), or with a 2-3/4" backset square face deadbolt latch. Key retracts bolt from exterior and interior. Full 10 year mechanical warranty. 5 year finish warranty. Keying information: K2 - keyed alike set of 2.



| Product No. | Mfg. No. | Description | Order Mult. | Weight | Unit Cost |
|-------------|-------------|--------------------------|-------------|--------|-----------|
| 206997-A | 665 3 K2 AL | Double Cylinder Deadbolt | 2/0/12 | 1.583 | 17.49 EA |
| 238627-A | 665 3 KD | Double Cylinder Deadbolt | 1/0/12 | 1.333 | 17.49 EA |

Some prices shown may vary due to market fluctuations, and are to be used as estimates.

Kwikset

Hancock Passage Lockset - Builder box pack. Polished brass (3) finish. Packaged with a 6-way steel adjustable latch 2-3/8" backset square face plain latch, or with a 2-3/8" backset 1/4" radius plain latch (RCL/S). For all interior doors where a simple latch is all that is required. Plain knob on both sides. Turning either knob will retract latch bolt at all times to open door. Grade 2 construction for superior durability and quality performance. Full 50 year mechanical warranty. 10 year finish warranty.



| Product No. | Mfg. No. | Description | Order Mult. | Weight | Unit Cost |
|-------------|----------|-------------------------|-------------|--------|-----------|
| 232904-C | 720H 3 | Hancock Passage Lockset | 1/0/12 | 2.250 | 15.99 EA |

Kwikset

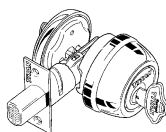
Hancock Privacy Lockset - Builder box pack. Polished brass (3) finish. Packaged with a 6-way adjustable latch 2-3/8" backset square face plain latch, or with a 2-3/8" backset 1/4" radius plain latch (RCL/S). For bedroom and bathroom doors. Turn button on interior knob. Turning button locks both knobs. Lock may be opened by an emergency entry key in exterior knob. Grade 2 construction for superior durability and quality performance. Full 50 year mechanical warranty. 10 year finish warranty.



| Product No. | Mfg. No. | Description | Order Mult. | Weight | Unit Cost |
|-------------|----------|-------------------------|-------------|--------|-----------|
| 232920-C | 730H 3 | Hancock Privacy Lockset | 1/0/12 | 2.250 | 17.99 EA |

Kwikset

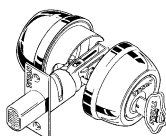
Single Cylinder Deadbolt - Builder box pack. Available in lifetime polished brass (L03) finish. Key retracts bolt from exterior, turnpiece operates bolt from interior. Grade 2 construction for superior durability and quality performance. 6-pin cylinder for greater security. Lifetime mechanical and finish warranty. For 2-3/8" or 2-3/4" backset, (RCAL) (RCS), keyed alike set of 3.



| Product No. | Mfg. No. | Description | Order Mult. | Weight | Unit Cost |
|-------------|------------|--------------------------|-------------|--------|-----------|
| 224790-B | 780 L03 K3 | Single Cylinder Deadbolt | 3/0/12 | 2.250 | 27.99 EA |

Kwikset

Double Cylinder Deadbolt - Builder box pack. Available in lifetime polished brass (L03) finish. Packaged with adjustable 2-3/8" or 2-3/4" backset, 1/4" radius deadbolt latch. Key retracts bolt from exterior and interior. Grade 2 construction for superior durability and quality performance. 6-pin cylinder for greater security. Lifetime mechanical and finish warranty.



| Product No. | Mfg. No. | Description | Order Mult. | Weight | Unit Cost |
|-------------|----------|--------------------------|-------------|--------|-----------|
| 224677-D | 785 3 K3 | Double Cylinder Deadbolt | 1/0/12 | 2.750 | 46.99 EA |

Kwikset

Deadbolt - Consumer clear pack. Packaged with adjustable latch (AL), interchangeable for 2-3/8" or 2-3/4" backset with radius corner face latch. 1" throwbolt protects against kick-ins with twice the strength. Free spinning guard. Grade 2 construction for superior durability and quality performance. 5-pin cylinder for greater security. Lifetime mechanical warranty.



| Product No. | Mfg. No. | Description | Order Mult. | Weight | Unit Cost |
|-------------|--------------|--|-------------|--------|-----------|
| 234168-B | 970 5 CP K2 | Single cylinder, antique brass (5), keyed alike in set of 2 | 2/0/6 | 1.917 | 22.99 EA |
| 201043-C | 970 15 CP K6 | Single cylinder, satin nickel (15) finish, code K6: Order case of 6 and receive 2 sets of 3 keyed alike, 10 year finish warranty | 1/0/6 | 2.770 | 26.49 EA |
| 251690-C | 970CP | Single cylinder, antique nickel (15A), code K3: Order case of 6, receive 2 sets of 3 each keyed alike | 1/0/6 | 2.770 | 26.49 EA |
| 251682-C | 780CP-26D | Single cylinder, satin chrome (26D) code K3: Order case of 6, receive 2 sets of 3 each keyed alike | 1/0/6 | 2.770 | 26.49 EA |
| 224669-A | 970 3 CP K2 | Single cylinder, polished brass (3) finish, adjustable latch, keyed alike in set of 2 | 2/0/6 | 2.770 | 19.99 EA |
| 234184-B | 975 5 CP K2 | Double cylinder, antique brass (5), keyed alike in set of 2, lifetime finish warranty | 2/0/6 | 2.770 | 26.99 EA |
| 224642-B | 975CP 3 K2 | Double cylinder, polished brass (3), keyed alike in set of 2, lifetime finish warranty | 2/0/6 | 2.770 | 25.99 EA |

YOUR Single Source Supplier!

Kwikset

Signature Series Deadbolt - Consumer clear pack. Deadbolt operated by key outside and thumbturn inside. ANSI Grade 1. Ultra Max Security™ features 5-pin cylinder with pick-resistant pins, an ultra strike door Jamb Brace™ and a 1" brass throw deadbolt with a titanium alloy core. Consumer preferred *ballistic* design and concealed screws (on single cylinder). Lifetime anti-tarnish polished brass finish. Lifetime mechanical warranty.



| Product No. | Mfg. No. | Description | Order Mult. | Weight | Unit Cost |
|-------------|----------------|--|-------------|--------|-----------|
| 200080-A | 980S L03 CP K2 | Single cylinder, lifetime polished brass (L03), keyed alike in set of 2 | 2/0/6 | 2.620 | 31.59 EA |
| 203176-B | 980S 15 CP K6 | Single cylinder, satin nickel (15) finish, code K6, order case of 6 and receive 2 sets of 3 keyed alike, 10 year finish warranty | 1/0/6 | 2.620 | 34.79 EA |
| 220898-B | 980S 15A CP K6 | Single cylinder, antique nickel (15) finish, code K6, order case of 6 and receive 2 sets of 3 keyed alike, 10 year finish warranty | 1/0/6 | 2.620 | 34.79 EA |
| 220861-B | 980S 11P CP K6 | Single cylinder, venetian bronze (11P) finish, code K6, order case of 6 and receive 2 sets of 3 keyed alike, 10 year finish warranty | 1/0/6 | 2.620 | 36.99 EA |
| 213726-B | 980S 26D CP K6 | Single cylinder, satin chrome (26D), code K6, order case of 6 and receive 2 sets of 3 keyed alike, 10 year finish warranty | 1/0/6 | 1.310 | 34.79 EA |
| 200099-A | 985S L03 CP K6 | Double cylinder, lifetime polished brass (L03) finish, code K6, order case of 6 and receive 2 sets of 3 keyed alike, 10 year finish warranty | 2/0/6 | 2.620 | 43.99 EA |
| 207421-A | 985S 15 CP K6 | Double cylinder, satin nickel (15) finish, code K6, order case of 6 and receive 2 sets of 3 keyed alike, 10 year finish warranty | 1/0/6 | 2.620 | 43.99 EA |
| 220870-A | 985S 11P CP K6 | Double cylinder, venetian bronze (11P) finish, code K6, order case of 6 and receive 2 sets of 3 keyed alike, 10 year finish warranty | 1/0/6 | 2.620 | 43.99 EA |

Kwikset

Lido Dummy Leverset - Consumer clear pack. Lido dummy leversets are handed, select left hand (LH) or right hand (RH) depending on door swing (see note). For use on doors where only a pull is required. Lifetime mechanical warranty. 5 year finish warranty. How to determine the hand of a door: The hand of a door is always determined by facing the outside of a door. If the hinge is on the left side of the door, the door is left handed (LH). If the hinge is on the right side of the door, the door is right handed (RH). To order a handed product, specify LH or RH. Not all products are handed; only specify handing when required.



| Product No. | Mfg. No. | Description | Order Mult. | Weight | Unit Cost |
|-------------|----------|-----------------------------|-------------|--------|-----------|
| 219312-B | 488LL | CP-3 RH, polished brass (3) | 1/0/4 | .350 | 9.49 EA |

Kwikset

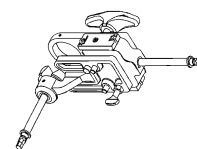
Dakota Entry Handleset - Sectional handleset with single cylinder deadbolt. Interior knob is Polo style. Full 1" solid core throwbolt. All-metal mechanisms. Anti-pry shield. Deadbolt: Backset adjustable 2-3/8" or 2-3/4", strike 1" x 2-1/4" round corner bolts - 1" throw. Handle: Backset dual 2-3/8" - 2-3/4" plain latch standard, strike 2-1/4" full lip round corner, 1/2" handle throw. 5-pin cylinder. Limited lifetime warranty.



| Product No. | Mfg. No. | Description | Order Mult. | Weight | Unit Cost |
|-------------|---------------|------------------------|-------------|--------|-----------|
| 200062-B | 687DAXP CP 3 | Solid forged brass (3) | 1/0/2 | 3.000 | 69.00 EA |
| 213600-B | 687DAXP CP 15 | Satin nickel (15) | 1/0/2 | 3.000 | 79.00 EA |

Kwikset

Installation Kit - All-in-one boring jig. Unique design for drilling wood, fiberglass, and metal doors. Drills 2-1/8" and 1-1/2" standard door prep. In-line arm for wood and metal doors. 2-1/8" multi-spur bit and 2-1/8" metal hole saw. 1" heavy-duty Dewalt® spade bit. 1-1/2" multi-spur bit. Depth stop guide. 1-1/2" adapter ring. Quick drill bit adapter. Strike mortise tool with square and round corner replaceable blades. Strike locator. Titan® strike mortise tool with square and round corner replaceable blades. Latch mortise tool with square and round corner replaceable blades. C-clip. Aluminum template measuring guide. Heavy-duty kit box. Trouble-free setup. Molded kit box holds assembled jig. No assembly or tear-down required. Ergonomic handle design ensures firm clamping.



| Product No. | Mfg. No. | Description | Order Mult. | Weight | Unit Cost |
|-------------|----------|------------------|-------------|--------|-----------|
| 254649-B | 138 | Installation Kit | 0/0/1 | 15.230 | 284.99 EA |

WEISER LOCK

Powerbolt 1000 Electronic Deadbolt - Visual pack. Electronic keyless system. Touch keypad offers easy locking using programmable codes. Key also retracts bolt from exterior; turn piece operates bolt from interior. Heavy-duty security deadbolt and strike plate resist break-ins. Easy-to-install and program. Fits in standard door hardware preparation. No wiring necessary. Square corner. Universal latch packaged with a 1" square corner, 1/4" round corner, and 1" circular drive-in deadbolt, adjustable for 2-3/8" or 2-3/4" backsets. 1-1/8" x 2-3/4" x 1-1/16" radius strike. Brilliance lifetime finish eliminates tarnishing, flaking, pitting, and discoloring. Keyed different. Polished brass (3) finish.



| Product No. | Mfg. No. | Description | Order Mult. | Weight | Unit Cost |
|-------------|-------------|-------------------------|-------------|--------|-----------|
| 202587-B | ED1460X3VKD | Powerbolt Elec Deadbolt | 1/0/6 | 2.967 | 129.00 EA |

Schlage Lock

Bell Passage Lockset - Box pack. For all interior doors where a simple latch is all that is required. Plain knob on both sides. Turning either knob will retract latch bolt at all times to open door. Bright brass finish. Packaged with 1" square corner, 1/4" radius corner, and 1" circular drive-in latch, adjustable for 2-3/8" or 2-3/4" backsets. Square corner and radius corner strikes included. Grade 2 construction for superior durability and quality performance. Lifetime mechanical warranty. 10 year finish warranty.



| Product No. | Mfg. No. | Description | Order Mult. | Weight | Unit Cost |
|-------------|-----------|----------------------|-------------|--------|-----------|
| 231266-B | F10BEL605 | Bell Passage Lockset | 1/0/20 | 1.233 | 11.99 EA |

Schlage Lock

Bell Privacy Lockset - Box pack. For bathroom and bedroom doors.

Outside knob locked by inside button. Push-button locking. Unlocked by turning knob or from outside with narrow tool. Bright brass finish. Packaged with 1" square corner, 1/4" radius corner, and 1" circular drive-in latch. 2-3/8" or 2-3/4" backsets. Square corner and radius corner strikes included. Grade 2 construction for superior durability and quality performance. Lifetime mechanical warranty. 10 year finish warranty.



| Product No. | Mfg. No. | Description | Order Mult. | Weight | Unit Cost |
|-------------|-----------|----------------------|-------------|--------|-----------|
| 231290-B | F40BEL605 | Bell Privacy Lockset | 1/0/20 | 1.233 | 13.99 EA |

Schlage Lock

Bell Entry Lockset - Box pack. For keyed exterior doors. Unlocked

by key from outside when outer knob is locked by turn-button in inner knob. Bright brass finish. Packaged with 1" square corner, 1/4" radius corner, and 1" circular drive-in latch, adjustable for 2-3/8" or 2-3/4" backsets. Square corner and radius corner strikes included. Keyed alike in sets of 4. Grade 2 construction for superior durability and quality performance. Lifetime mechanical warranty. 10 year finish warranty.



| Product No. | Mfg. No. | Description | Order Mult. | Weight | Unit Cost |
|-------------|-------------|--------------------|-------------|--------|-----------|
| 231339-B | F51BEL605K4 | Bell Entry Lockset | 4/0/20 | 1.575 | 22.99 EA |

Schlage Lock

Bell Dummy Knob - Box pack. Single. For door pull or matching trim.

Bright brass finish. Grade 2 construction for superior durability and quality performance. 10 year finish warranty.



| Product No. | Mfg. No. | Description | Order Mult. | Weight | Unit Cost |
|-------------|------------|-----------------|-------------|--------|-----------|
| 231363-E | F170BEL605 | Bell Dummy Knob | 1/0/30 | .367 | 8.79 EA |

Schlage Lock

Plymouth Passage Lockset - Box pack. For all interior doors

where a simple latch is all that is required. Plain knob on both sides. Turning either knob will retract latch bolt at all times to open door. Bright brass finish. Packaged with 1" square corner, 1/4" radius corner, and 1" circular drive-in latch, adjustable for 2-3/8" or 2-3/4" backsets. 1" square corner spring latch. Square corner and radius corner strikes included. Grade 2 construction for superior durability and quality performance. Lifetime mechanical warranty. 10 year finish warranty.



| Product No. | Mfg. No. | Description | Order Mult. | Weight | Unit Cost |
|-------------|-----------|--------------------------|-------------|--------|-----------|
| 231134-B | F10PLY605 | Plymouth Passage Lockset | 1/0/20 | 1.233 | 12.99 EA |

Schlage Lock

Plymouth Privacy Lockset - Box pack. For bathroom and

bedroom doors. Outside knob locked by inside button. Push-button locking. Unlocked by turning knob or from outside with narrow tool. Packaged with 1" square corner, 1/4" radius corner, and 1" circular drive-in latch, adjustable for 2-3/8" or 2-3/4" backsets. Square corner and radius corner strikes included. Grade 2 construction for superior durability and quality performance. Lifetime mechanical warranty. 10 year finish warranty.



| Product No. | Mfg. No. | Description | Order Mult. | Weight | Unit Cost |
|-------------|---------------|---|-------------|--------|-----------|
| 231169-B | F40PLY605 | Bright brass (605) finish | 1/0/20 | 1.233 | 14.99 EA |
| 254150-C | F40PLY605X625 | Bright brass (605) x bright chromium (625) finish | 1/0/20 | 2.075 | 18.49 EA |

Schlage Lock

Plymouth Entry Lockset - Box pack. For keyed exterior doors.

Unlocked by key from outside when outer knob is locked by turn-button in inner knob. Inside knob is always unlocked. Bright brass finish. Packaged with 1" square corner, 1/4" radius corner, and 1" circular drive-in latch, adjustable for 2-3/8" or 2-3/4" backsets. Square corner and radius corner strikes included. Keyed alike in sets of 4. Grade 2 construction for superior durability and quality performance. Lifetime mechanical warranty. 10 year finish warranty. Order a case of 20 and you will get 5 sleeves of 4. Each sleeve of 4 will be keyed alike.



| Product No. | Mfg. No. | Description | Order Mult. | Weight | Unit Cost |
|-------------|-----------|------------------------|-------------|--------|-----------|
| 231215-B | F51PLY605 | Plymouth Entry Lockset | 1/0/20 | 1.575 | 24.99 EA |

Schlage Lock

Plymouth Dummy Knob - Box pack. Single. For door pull of

matching trim. Bright brass finish. Grade 2 construction for superior durability and quality performance. 10 year finish warranty.



| Product No. | Mfg. No. | Description | Order Mult. | Weight | Unit Cost |
|-------------|------------|---------------------|-------------|--------|-----------|
| 231258-D | F170PLY605 | Plymouth Dummy Knob | 1/0/30 | .367 | 7.99 EA |

Schlage Lock

Georgian Passage Lockset - Box pack. For all interior doors

where a simple latch is all that is required. Plain knob on both sides. Turning either knob will retract latch bolt at all times to open door. Packaged with 1" square corner, 1/4" radius corner, and 1" circular drive-in latch, adjustable for 2-3/8" or 2-3/4" backsets. Square corner and radius corner strikes included. Grade 2 construction for superior durability and quality performance. Lifetime mechanical warranty.



| Product No. | Mfg. No. | Description | Order Mult. | Weight | Unit Cost |
|-------------|-----------|---|-------------|--------|-----------|
| 230987-B | F10GEO605 | Bright brass (605) finish, 10 year finish warranty | 1/0/20 | 1.233 | 12.99 EA |
| 231371-B | F10GEO609 | Antique brass (609) finish, 10 year finish warranty | 1/0/20 | 1.233 | 15.99 EA |

Schlage Lock

Georgian Privacy Lockset - Box pack. For bathroom and bedroom doors. Outside knob locked by inside button. Push-button locking. Unlocked by turning knob or from outside with narrow tool. Packaged with 1" square corner, 1/4" radius corner, and 1" circular drive-in latch, adjustable for 2-3/8" or 2-3/4" backsets. Square corner and radius corner strikes included. Grade 2 construction for superior durability and quality performance. Lifetime mechanical warranty.



| Product No. | Mfg. No. | Description | Order Mult. | Weight | Unit Cost |
|-------------|-----------|---|-------------|--------|-----------|
| 231037-B | F40GEO605 | Bright brass (605) finish, 10 year finish warranty | 1/0/20 | 1.233 | 14.99 EA |
| 231428-B | F40GEO609 | Antique brass (609) finish, 10 year finish warranty | 1/0/20 | 1.233 | 17.99 EA |

Schlage Lock

Georgian Entry Lockset - Box pack. For keyed exterior doors. Unlocked by key from outside when outer knob is locked by turn-button in inner knob. Packaged with 1" square corner, 1/4" radius corner, and 1" circular drive-in latch, adjustable for 2-3/8" or 2-3/4" backsets. Square corner and radius corner strikes included. Keyed alike in sets of 4. Grade 2 construction for superior durability and quality performance. Lifetime mechanical warranty. Order a case of 20 and you will get 5 sleeves of 4. Each sleeve of 4 will be keyed alike.



| Product No. | Mfg. No. | Description | Order Mult. | Weight | Unit Cost |
|-------------|-----------|---|-------------|--------|-----------|
| 231088-B | F51GEO605 | Bright brass (605) finish, 10 year finish warranty | 1/0/20 | 1.575 | 23.99 EA |
| 231460-A | F51GEO609 | Antique brass (609) finish, 10 year finish warranty | 1/0/20 | 1.575 | 22.99 EA |

Schlage Lock

Georgian Dummy Knob - Box pack. Single. For door pull or matching trim. Grade 2 construction for superior durability and quality performance.



| Product No. | Mfg. No. | Description | Order Mult. | Weight | Unit Cost |
|-------------|------------|---|-------------|--------|-----------|
| 231126-C | F170GEO605 | Bright brass (605) finish, 10 year finish warranty | 1/0/30 | .367 | 6.99 EA |
| 231495-D | F170GEO609 | Antique brass (609) finish, 10 year finish warranty | 1/0/30 | .367 | 8.99 EA |

Schlage Lock

Flair Passage Leverset - Box pack. For all interior doors where simple latch is all that is required. Plain lever on both sides. Turning lever will retract latch bolt at all times to open door. Packaged with a 1" square corner, 1/4" round corner, and 1" circular drive-in plain latch, adjustable for 2-3/8" or 2-3/4" backsets. 2-1/4" x 1-3/4" full-lip square corner strike. Grade 2 construction for superior durability and quality performance. Lifetime mechanical warranty. 10 year finish warranty. Reversible levers eliminate the need to determine *right hand* or *left hand* installation. Easy-to-install, 3-piece assembly. ADA compliant.



| Product No. | Mfg. No. | Description | Order Mult. | Weight | Unit Cost |
|-------------|-----------|--------------------|-------------|--------|-----------|
| 217410-B | F10FLA605 | Bright brass (605) | 1/0/20 | 2.113 | 21.99 EA |

Schlage Lock

Flair Privacy Leverset - Box pack. For bathroom and bedroom doors. Outside lever locked by inside button. Push-button locking. Unlock by turning lever or from outside with narrow tool. Packaged with a 1" square corner, 1/4" round corner, and 1" circular drive-in spring latch, adjustable for 2-3/8" or 2-3/4" backsets. 2-1/4" x 1-3/4" full-lip square corner strike. Grade 2 construction for superior durability and quality performance. Lifetime mechanical warranty. 10 year finish warranty. Reversible levers eliminate the need to determine *right hand* or *left hand* installation. Easy-to-install, 3-piece assembly. ADA compliant.



| Product No. | Mfg. No. | Description | Order Mult. | Weight | Unit Cost |
|-------------|-----------|--------------------|-------------|--------|-----------|
| 217465-A | F40FLA605 | Bright brass (605) | 1/0/20 | 2.113 | 22.99 EA |

Schlage Lock

Plymouth Flair Entry Lockset - Box pack. For keyed exterior doors. Unlocked by key from outside when outer knob is locked by turn-button in inner lever. Bright brass finish. Packaged with a 1" square corner, 1/4" radius corner, and 1" circular drive-in deadlatch, adjustable for 2-3/8" or 2-3/4" backsets. Square corner and radius corner strikes included. Grade 2 construction for superior durability and quality performance. Lifetime mechanical warranty. 10 year finish warranty. Order a case of 20 and you will get 5 sleeves of 4. Each sleeve of 4 will be keyed alike.



| Product No. | Mfg. No. | Description | Order Mult. | Weight | Unit Cost |
|-------------|---------------|-------------------------|-------------|--------|-----------|
| 242969-C | F51PLYXFLA605 | Plymthxflair Rh Lockset | 1/0/20 | 1.750 | 31.99 EA |
| 242977-C | F51PLYXFLA605 | Plymthxflair Lh Lockset | 1/0/20 | 1.750 | 31.99 EA |

Schlage Lock

Flair Entry Leverset - Box pack. Entry leverset for keyed exterior doors. Unlocked by key from outside when out lever is locked by turn button in inside lever. Packaged with a 1" square corner, 1/4" round corner, and 1" circular drive-in dead latch, adjustable for 2-3/8" or 2-3/4" backsets. 2-1/4" x 1-3/4" full-lip square corner strike. Grade 2 construction for superior durability and quality performance. Lifetime mechanical warranty. Meets ADA specifications for handicapped levers. Order a case of 20 and you will get 5 sleeves of 4. Each sleeve of 4 will be keyed alike. Reversible levers eliminate the need to determine *right hand* or *left hand* installation. Easy-to-install, 3-piece assembly. ADA compliant.



| Product No. | Mfg. No. | Description | Order Mult. | Weight | Unit Cost |
|-------------|-----------|--------------------|-------------|--------|-----------|
| 217483-B | F51FLA605 | Bright brass (605) | 1/4/20 | 2.113 | 44.99 EA |

Schlage Lock

Flair Dummy Leverset - Box pack. For door pull or matching trim. 10 year finish warranty.



| Product No. | Mfg. No. | Description | Order Mult. | Weight | Unit Cost |
|-------------|--------------|---------------------|-------------|--------|-----------|
| 246514-C | F170FLA605RH | Bright brass (605) | 1/0/30 | .700 | 11.99 EA |
| 246506-C | F170FLA605LH | Antique brass (609) | 1/0/30 | .700 | 11.99 EA |

Schlage Lock

Plymouth Grip Handle Set - Visual pack. Interior knob is Bell.

Deadbolt thrown or retracted by key outside or by turn unit inside. Latch by thumbpiece from outside or by knob from inside. Bright brass finish. Packaged with a 1" square corner, 1/4" round corner, and 1" circular drive-in deadbolt, adjustable for 2-3/8" or 2-3/4" backsets. 2-1/4" x 1-3/4" full-lip square corner strike. Grade 1 security features. Lifetime mechanical and 10 year finish warranty.



| Product No. | Mfg. No. | Description | Order Mult. | Weight | Unit Cost |
|-------------|--------------------|-------------------------|-------------|--------|-----------|
| 248347-C | F360VPLY505BE L605 | Plymouth Grip Handleset | 0/0/1 | 6.880 | 139.00 EA |

Schlage Lock

Plymouth Grip Handle Set - Visual pack. Interior knob is Plymouth. Deadbolt thrown or retracted by key outside or by turn unit inside. Latch by thumbpiece from outside or by knob from inside. Bright brass finish. Packaged with a 1" square corner, 1/4" round corner, and 1" circular drive-in deadbolt, adjustable for 2-3/8" or 2-3/4" backsets. 2-1/4" x 1-3/4" full-lip square corner strike. Grade 1 security features. Lifetime mechanical and 10 year finish warranty.



| Product No. | Mfg. No. | Description | Order Mult. | Weight | Unit Cost |
|-------------|---------------------|-------------------------|-------------|--------|-----------|
| 248339-A | F360VPLY505XP LY605 | Plymouth Grip Handleset | 0/0/1 | 6.880 | 109.00 EA |

Schlage Lock

Plymouth Grip Handle Set - Visual pack. Interior lever is Flair.

Deadbolt thrown or retracted by key outside or by turn unit inside. Latch by thumbpiece from outside or by lever from inside. Ultima bright brass (505) x bright brass (605) finish. Packaged with a 1" square corner, 1/4" round corner, and 1" circular drive-in deadbolt, adjustable for 2-3/8" or 2-3/4" backsets. 2-1/4" x 1-3/4" full-lip square corner strike. Grade 1 security features. Lifetime mechanical warranty and finish. Reversible levers eliminate the need to determine *right hand* or *left hand* installation. Easy-to-install, 3-piece assembly. ADA compliant.



| Product No. | Mfg. No. | Description | Order Mult. | Weight | Unit Cost |
|-------------|---------------------|-------------------------|-------------|--------|-----------|
| 217580-B | F360VPLY505XFL A605 | Plymouth Grip Handleset | 0/0/1 | 6.900 | 119.00 EA |

Schlage Lock

Bowman Grip Handle Set - Visual pack. Interior knob is Plymouth.

Deadbolt thrown or retracted by key outside or by turn unit inside. Latch by thumbpiece from outside or by knob from inside. Bright brass finish. Packaged with a 1" square corner, 1/4" round corner, and 1" circular drive-in deadbolt, adjustable for 2-3/8" or 2-3/4" backsets. 2-1/4" x 1-3/4" full-lip square corner strike. Grade 1 security features. Lifetime mechanical and finish warranty.



| Product No. | Mfg. No. | Description | Order Mult. | Weight | Unit Cost |
|-------------|---------------------|-----------------------|-------------|--------|-----------|
| 248363-B | F360VBOW505X PLY605 | Bowman Grip Handleset | 0/0/1 | 6.880 | 129.00 EA |

Schlage Lock

Parthenon Grip Handle Set - Visual pack. Interior knob is Georgian. Deadbolt thrown or retracted by key outside or by turn unit inside. Latch by thumbpiece from outside or by knob from inside. Antique brass finish. Packaged with a 1" square corner, 1/4" round corner, 1" circular drive-in deadbolt, adjustable for 2-3/8" or 2-3/4" backsets. 2-1/4" x 1-3/4" full-lip square corner strike. Grade 1 security features. Lifetime mechanical and finish warranty.



| Product No. | Mfg. No. | Description | Order Mult. | Weight | Unit Cost |
|-------------|---------------------|--------------------------|-------------|--------|-----------|
| 248355-C | F360VPAR609XG E0609 | Parthenon Grip Handleset | 0/0/1 | 6.880 | 129.00 EA |

Schlage Lock

Strike - Carded. 2-1/4" x 1-3/4" full-lip. Bright brass finish.



| Product No. | Mfg. No. | Description | Order Mult. | Weight | Unit Cost |
|-------------|-------------|---------------|-------------|--------|-----------|
| 231738-D | 40-200605-F | Square Strike | 1/0/12 | .088 | 5.29 EA |

Schlage Lock

Strike - Carded. 1/4" RC, 2-1/4" x 1-3/4" full-lip. Bright brass finish.



| Product No. | Mfg. No. | Description | Order Mult. | Weight | Unit Cost |
|-------------|-------------|--------------|-------------|--------|-----------|
| 231746-D | 40-201605-F | Round Strike | 1/0/12 | 1.050 | 5.29 EA |

Schlage Lock

Triple Option Universal Spring Latch - Carded. Replaces 1" square corner, 1/4" round corner, or 1" circular drive-in. For Schlage F series privacy and passage locksets. Adjustable for 2-3/8" or 2-3/4" backsets. Square corner and round corner are bright brass finish. Circular drive-in is satin chromium finish.



| Product No. | Mfg. No. | Description | Order Mult. | Weight | Unit Cost |
|-------------|-------------|------------------------|-------------|--------|-----------|
| 231754-D | 40-250605-F | Universal Latch Spring | 1/0/12 | .333 | 10.49 EA |

Schlage Lock

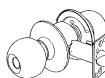
Triple Option Universal Dead Latch - Carded. Replaces 1" square corner, 1/4" round corner, or 1" circular drive-in. For Schlage F series entry locksets. Adjustable for 2-3/8" or 2-3/4" backsets. Square corner and round corner are bright brass finish. Circular drive-in is satin chromium finish.



| Product No. | Mfg. No. | Description | Order Mult. | Weight | Unit Cost |
|-------------|-------------|----------------------|-------------|--------|-----------|
| 231789-D | 40-251605-F | Universal Dead Latch | 1/0/12 | .333 | 11.79 EA |

Tell Mfg. Inc.

SV Series Passage Lockset - Visual pack. For commercial and industrial interior doors where a simple latch is all that is required. Plain knob on both sides. Turning either knob will retract latchbolt at all times to open door. Satin stainless steel finish. SV Series standard duty cylindrical knob and SK Series lever locksets for light commercial applications. UL listed for A label (3-hour) single swing door. Complies with ANSI A 156.2, Series 4000, Grade 2. Stock items are packed with 2-3/4" backset, Schlage C (SCC) keyway, and T strike square corner for wood frame construction. Knob and lever locksets are completely reversible for left or right hand doors.



| Product No. | Mfg. No. | Description | Order Mult. | Weight | Unit Cost |
|-------------|----------|--------------------|-------------|--------|-----------|
| 243795-D | CL100002 | Sv Passage Lockset | 1/0/6 | 2.000 | 46.49 EA |

Tell Mfg. Inc.

SV Series Privacy Lockset - Visual pack. For commercial and industrial interior privacy and bathroom doors. Push-button locking inside; knob with emergency opening outside. Inside knob or closing of door releases push-button. Satin stainless steel finish SV Series standard duty cylindrical knob and SK Series lever locksets for light commercial applications. UL listed for A label (3-hour) single swing door. Complies with ANSI A 156.2, Series 4000, Grade 2. Stock items are packed with 2-3/4" backset, Schlage C (SCC) keyway, and T strike square corner for wood frame construction. Knob and lever locksets are completely reversible for left or right hand doors.



| Product No. | Mfg. No. | Description | Order Mult. | Weight | Unit Cost |
|-------------|----------|--------------------|-------------|--------|-----------|
| 243809-D | CL100004 | Sv Privacy Lockset | 1/0/6 | 2.150 | 52.99 EA |

Tell Mfg. Inc.

SV Series Entry Lockset - Visual pack. For commercial and industrial exterior entry doors. Turn/push-button locking inside; keyed knob outside. Pushing button and turning knob locks outside knob requiring use of key until button is manually unlocked. Pushing button only locks outside knob until unlocked with key or inside knob is turned. Satin stainless steel finish. SV Series standard duty cylindrical knob and SK Series lever locksets for light commercial applications. UL listed for A label (3-hour) single swing door. Complies with ANSI A 156.2, Series 4000, Grade 2. Stock items are packed with 2-3/4" backset, Schlage C (SCC) keyway, and T strike square corner for wood frame construction. Knob and lever locksets are completely reversible for left or right hand doors.



| Product No. | Mfg. No. | Description | Order Mult. | Weight | Unit Cost |
|-------------|----------|------------------|-------------|--------|-----------|
| 243817-D | CL100008 | Sv Entry Lockset | 1/0/6 | 2.000 | 59.99 EA |

Tell Mfg. Inc.

SK Series Passage Lever Lockset - Visual pack. Handicap accessibility for commercial and industrial interior doors where a simple latch is all that is required. Plain lever on both sides. Turning either lever will retract latchbolt at all times to open doors. Satin chromium-plated finish. Satin stainless steel finish. SV Series standard duty cylindrical knob and SK Series lever locksets for light commercial applications. UL listed for A label (3-hour) single swing door. Complies with ANSI A 156.2, Series 4000, Grade 2. Stock items are packed with 2-3/4" backset, Schlage C (SCC) keyway, and T strike square corner for wood frame construction. Knob and lever locksets are completely reversible for left or right hand doors. SK Series lever locksets for light commercial applications. UL listed for A label (3-hour) single swing door. Complies with ANSI A 156.2, Series 4000, Grade 2. Stock items are packed with 2-3/4" backset, Schlage C (SCC) keyway, and T strike square corner for wood frame construction. Lever locksets are completely reversible for left or right hand doors.



| Product No. | Mfg. No. | Description | Order Mult. | Weight | Unit Cost |
|-------------|----------|---------------------|-------------|--------|-----------|
| 243825-D | CL00013 | Sk Passage Leverset | 1/0/6 | 5.000 | 79.99 EA |

Tell Mfg. Inc.

SK Series Privacy Lever Lockset - Visual pack. Handicap accessibility for commercial and industrial interior privacy and bathroom doors. Push-button locking inside; lever with emergency opening outside. Inside lever or closing of door releases push-button. Satin chromium-plated finish. Satin stainless steel finish.



| Product No. | Mfg. No. | Description | Order Mult. | Weight | Unit Cost |
|-------------|----------|---------------------|-------------|--------|-----------|
| 243833-D | CL00016 | Sk Privacy Leverset | 1/0/6 | 5.100 | 89.99 EA |

LOCK SETS

Tell Mfg. Inc.

SK Series Entry Lever Lockset - Visual pack. Handicap accessibility for commercial and industrial exterior entry doors. Turn/push-button locking inside; keyed lever outside. Pushing button and turning lever locks outside lever requiring use of key until button is manually unlocked. Pushing button only locks outside lever until unlocked with key or inside lever is turned. Satin chromium-plated finish. Satin stainless steel finish. UL listed for A label (3-hour) single swing door. Complies with ANSI A 156.2, Series 4000, Grade 2. Stock items are packed with 2-3/4" backset, Schlage C (SCC) keyway, and T strike square corner for wood frame construction. Knob and lever locksets are completely reversible for left or right hand doors.



| Product No. | Mfg. No. | Description | Order Mult. | Weight | Unit Cost |
|-------------|----------|-------------------|-------------|--------|-----------|
| 243841-D | CL00011 | Sk Entry Leverset | 1/0/6 | 5.200 | 99.99 EA |

Tell Mfg. Inc.

KV Series Deadbolt - Visual pack. Features mortise cylinders in a heavy-duty cylinder housing. 1" throw bolt with 2 hardened steel pins to prevent backsawing. The double cylinder deadbolt has no exposed screws with the 2 mortise cylinders held in place by cylinder set screws under the armored front. For door thicknesses 1-3/8" to 1-3/4". 2-3/4" backset. Solid stainless steel rose. Brass mortise 15/16" cylinder - 5 pin tumbler. Keyed different. Stainless steel finish. Schlage C keyway.



| Product No. | Mfg. No. | Description | Order Mult. | Weight | Unit Cost |
|-------------|----------|--|-------------|--------|-----------|
| 243868-D | CL00055 | Single cylinder - lock or unlock by key from outside or thumb turn on inside | 1/0/6 | 1.100 | 44.49 EA |
| 243876-D | CL00056 | Double cylinder - lock or unlock by key from both sides | 1/0/6 | 1.300 | 48.49 EA |

Tell Mfg. Inc.

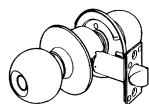
SV Series Passage Lockset - Box pack. For commercial and industrial interior doors where a simple latch is all that is required. Plain knob on both sides. Turning either knob will retract latchbolt at all times to open door. Satin stainless steel finish. SV Series standard duty cylindrical knob and SK Series lever locksets for light commercial applications. UL listed for A label (3-hour) single swing door. Complies with ANSI A 156.2, Series 4000, Grade 2. Stock items are packed with 2-3/4" backset, Schlage C (SCC) keyway, and T strike square corner for wood frame construction. Knob and lever locksets are completely reversible for left or right hand doors.



| Product No. | Mfg. No. | Description | Order Mult. | Weight | Unit Cost |
|-------------|----------|--------------------|-------------|--------|-----------|
| 212954-D | CL00020 | Sv Passage Lockset | 1/0/10 | 1.800 | 44.99 EA |

Tell Mfg. Inc.

SV Series Privacy Lockset - Box pack. For commercial and industrial interior privacy and bathroom doors. Push-button locking inside; knob with emergency opening outside. Inside knob or closing of door releases push-button. Satin stainless steel finish.



| Product No. | Mfg. No. | Description | Order Mult. | Weight | Unit Cost |
|-------------|----------|--------------------|-------------|--------|-----------|
| 212946-D | CL00024 | Sv Privacy Lockset | 1/0/10 | 1.800 | 48.49 EA |

For your convenience, if an item is no longer available, we will gladly substitute a similar product!

HARDWARE

Tell Mfg. Inc.

SV Series Entry Lockset - Box pack. For commercial and industrial exterior entry doors. Turn/push-button locking inside; keyed knob outside. Pushing button and turning knob locks outside knob requiring use of key until button is manually unlocked. Pushing button only locks outside knob until unlocked with key or inside knob is turned. Satin stainless steel finish. SV Series standard duty cylindrical knob and SK Series lever locksets for light commercial applications. UL listed for A label (3-hour) single swing door. Complies with ANSI A 156.2, Series 4000, Grade 2. Stock items are packed with 2-3/4" backset, Schlage C (SCC) keyway, and T strike square corner for wood frame construction. Knob and lever locksets are completely reversible for left or right hand doors.



| Product No. | Mfg. No. | Description | Order Mult. | Weight | Unit Cost |
|-------------|----------|------------------|-------------|--------|-----------|
| 212970-D | CL100034 | Sv Entry Lockset | 1/0/10 | 1.950 | 57.99 EA |

Tell Mfg. Inc.

Storeroom Knobset - Box pack. Satin stainless steel (32D) finish. Handicap accessibility. Inside is always free turning for immediate exit. Outside knob is always fixed and is unlocked by key. Complies with ANSI A 156.2, series 4000, and Grade 2. Stock items are packed with 2-3/4" backset.



| Product No. | Mfg. No. | Description | Order Mult. | Weight | Unit Cost |
|-------------|----------|-----------------------|-------------|--------|-----------|
| 214795-D | CL100006 | 32d Storeroom Knobset | 1/0/6 | 2.167 | 59.99 EA |

Tell Mfg. Inc.

Storeroom Leverset - Box pack. Nonhanded satin chromium-plated (26D) finish. Handicap accessibility. Inside is always free turning for immediate exit. Outside lever is always fixed and is unlocked by key. Complies with ANSI A 156.2, series 4000, and Grade 2. Stock items are packed with 2-3/4" backset.



| Product No. | Mfg. No. | Description | Order Mult. | Weight | Unit Cost |
|-------------|-----------|------------------------|-------------|--------|-----------|
| 214805-D | CL1000010 | 26d Storeroom Leverset | 1/0/6 | 4.833 | 104.99 EA |

Tell Mfg. Inc.

Storeroom Or Vestibule Lockset - Box pack. For service doors or common entry exterior doors. Inside knob is always free turning for immediate exit. Outside knob is rigid, and is unlocked by key.



| Product No. | Mfg. No. | Description | Order Mult. | Weight | Unit Cost |
|-------------|----------|-------------------|-------------|--------|-----------|
| 212962-D | CL00045 | Storeroom Lockset | 1/0/10 | 1.950 | 62.99 EA |

HARDWARE

Tell Mfg. Inc.

SV Series Unguarded Springlatch - For SV Series passage or privacy knobsets and leversets. Square face latchbolt is 2-3/8" backset with satin stainless steel finish. SV Series standard duty cylindrical knob and SK Series lever locksets for light commercial applications. UL listed for A label (3-hour) single swing door. Complies with ANSI A 156.2, Series 4000, Grade 2. Stock items are packed with 2-3/4" backset, Schlage C (SCC) keyway, and T strike square corner for wood frame construction. Knob and lever locksets are completely reversible for left or right hand doors.



| Product No. | Mfg. No. | Description | Order Mult. | Weight | Unit Cost |
|-------------|----------|-------------------------|-------------|--------|-----------|
| 212865-D | CL100185 | Sv Unguard Spring Latch | 1/0/10 | .250 | 12.79 EA |

Tell Mfg. Inc.

SV Series Guarded Deadlatch - For SV Series entry or vestibule knobsets. Square face latchbolt with satin stainless steel finish. SV Series standard duty cylindrical knob and SK Series lever locksets for light commercial applications. UL listed for A label (3-hour) single swing door. Complies with ANSI A 156.2, Series 4000, Grade 2. Stock items are packed with 2-3/4" backset, Schlage C (SCC) keyway, and T strike square corner for wood frame construction. Knob and lever locksets are completely reversible for left or right hand doors. 2-3/4".



| Product No. | Mfg. No. | Description | Order Mult. | Weight | Unit Cost |
|-------------|----------|----------------------|-------------|--------|-----------|
| 243884-D | CL100213 | Sv Guarded Deadlatch | 1/0/10 | .400 | 13.49 EA |

Tell Mfg. Inc.

SK Series Passage Lever Lockset - Box pack. Handicap accessibility for commercial and industrial interior doors where a simple latch is all that is required. Plain lever on both sides. Turning either lever will retract latchbolt at all times to open doors. Satin chromium-plated finish.



| Product No. | Mfg. No. | Description | Order Mult. | Weight | Unit Cost |
|-------------|----------|---------------------|-------------|--------|-----------|
| 222232-D | CL00132 | Sk Passage Leverset | 1/0/6 | 2.400 | 79.99 EA |

Tell Mfg. Inc.

SK Series Privacy Lever Lockset - Box pack. Handicap accessibility for commercial and industrial interior privacy and bathroom doors. Push-button locking inside; lever with emergency opening outside. Inside lever or closing of door releases push-button. Satin chromium-plated finish.



| Product No. | Mfg. No. | Description | Order Mult. | Weight | Unit Cost |
|-------------|----------|---------------------|-------------|--------|-----------|
| 222224-D | CL00141 | Sk Privacy Leverset | 1/0/6 | 2.500 | 89.99 EA |

Tell Mfg. Inc.

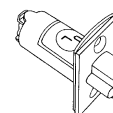
SK Series Entry Lever Lockset - Box pack. Handicap accessibility for commercial and industrial exterior entry doors. Turn/push-button locking inside; keyed lever outside. Pushing button and turning lever locks outside lever requiring use of key until button is manually unlocked. Pushing button only locks outside lever until unlocked with key or inside lever is turned. Satin chromium-plated finish. UL listed for A label (3-hour) single swing door. Complies with ANSI A 156.2, Series 4000, Grade 2. Stock items are packed with 2-3/4" backset, Schlage C (SCC) keyway, and T strike square corner for wood frame construction. Knob and lever locksets are completely reversible for left or right hand doors.



| Product No. | Mfg. No. | Description | Order Mult. | Weight | Unit Cost |
|-------------|----------|-------------------|-------------|--------|-----------|
| 222216-D | CL00150 | Sk Entry Leverset | 1/0/6 | 2.500 | 97.99 EA |

Tell Mfg. Inc.

SK Series Guarded Deadlatch - For SK series entry lever locksets. Square face deadlatch is 2-3/8" backset with satin stainless steel finish.



| Product No. | Mfg. No. | Description | Order Mult. | Weight | Unit Cost |
|-------------|----------|----------------------|-------------|--------|-----------|
| 214108-D | CL100184 | Sk Guarded Deadlatch | 1/0/10 | .200 | 12.49 EA |

Tell Mfg. Inc.

KV Series Deadbolt - Box pack. Feature mortise cylinders in a heavy-duty cylinder housing. 1" throw bolt with 2 hardened steel pins to prevent backsawing. The double cylinder deadbolt has no exposed screws with the 2 mortise cylinders held in place by cylinder set screws under the armored front. For door thicknesses 1-3/8" to 1-3/4". 2-3/4" backset. Solid stainless steel rose. Brass mortise 15/16" cylinder - 5 pin tumbler. Keyed different. Stainless steel finish. Schlage C keyway. SV Series standard duty cylindrical knob and SK Series lever locksets for light commercial applications. UL listed for A label (3-hour) single swing door. Complies with ANSI A 156.2, Series 4000, Grade 2. Stock items are packed with 2-3/4" backset, Schlage C (SCC) keyway, and T strike square corner for wood frame construction. Knob and lever locksets are completely reversible for left or right hand doors.



| Product No. | Mfg. No. | Description | Order Mult. | Weight | Unit Cost |
|-------------|----------|--|-------------|--------|-----------|
| 212938-D | CL100180 | Single cylinder - lock or unlock by key from outside or thumb turn on inside | 1/0/10 | 1.625 | 41.49 EA |
| 212911-D | CL100178 | Double cylinder - lock or unlock by key from both sides | 1/0/10 | 1.625 | 52.99 EA |

Tell Mfg. Inc.

ASA Strike - For metal door frame. 1-1/4" x 4-7/8" x 3/32". Satin stainless finish.



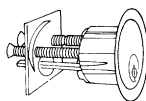
| Product No. | Mfg. No. | Description | Order Mult. | Weight | Unit Cost |
|-------------|----------|-------------|-------------|--------|-----------|
| 212849-D | CL100218 | Asa Strike | 1/0/10 | .250 | 4.79 EA |

DOOR REINFORCERS

HARDWARE

Tell Mfg. Inc.

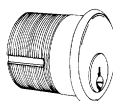
Rim Cylinder - Brass cylinder 5 pin tumbler. For doors 1-1/4" to 2-1/4" thick. Available in US26D-satin chrome finishes. Furnished with screws and back plate. Schlage C keyway. Complies with ANSI A 156.2, Series 4000, Grade 2.



| Product No. | Mfg. No. | Description | Order Mult. | Weight | Unit Cost |
|-------------|--------------------------------|--------------|-------------|--------|-----------|
| 212881-D | CL100207 SCCKD RIM CYLIN | Rim Cylinder | 1/0/10 | .500 | 42.99 EA |

Tell Mfg. Inc.

Mortise Cylinder - 1-1/4". 6 pin tumbler. Available in US26D-satin chrome finish. Keyed differently. Schlage Ckeyway. UL listed for A label (3-hour) single swing door. Complies with ANSI A 156.2, Series 4000, Grade 2.



| Product No. | Mfg. No. | Description | Order Mult. | Weight | Unit Cost |
|-------------|--------------------------|-------------------------|-------------|--------|-----------|
| 232564-D | CL100203 26D YALE CAM | 1-1/4" Mortise Cylinder | 1/0/10 | .450 | 34.99 EA |

Tell Mfg. Inc.

Rim Device - Commercial exit device. Nonhanded. Grade 1 UL listed. For 28" to 36" width doors. Aluminum finish. Exterior trim not furnished. Use exterior knob model No. EMP808 or lever model No. EX100005. This comes as an exit only device. The purchase of a trim package is required for exterior operation.



| Product No. | Mfg. No. | Description | Order Mult. | Weight | Unit Cost |
|-------------|-------------|------------------|-------------|--------|-----------|
| 254460-D | 8300B8PDTBE | Panic Rim Device | 1/0/2 | 9.717 | 204.99 EA |

Tell Mfg. Inc.

Knob Trim - Exterior knob to be used with rim device model No. 8300B8PDTBE. Key unlocks knob. Satin stainless steel finish. Keys included.



| Product No. | Mfg. No. | Description | Order Mult. | Weight | Unit Cost |
|-------------|----------|--------------|-------------|--------|-----------|
| 254479-D | EMP808 | Ss Knob Trim | 1/0/10 | 1.406 | 69.99 EA |

IRWIN

Lock Installation Kit - Carbon steel hole saws for wood doors.

Includes: Self-centering jig for perfect hole alignment with mounting holes to secure jig and match the latch plate holes. 2-sided jig template includes 2-3/8" and 2-3/4" backsets. 1-3/8" depth of cut. Kit contains (1) 1" and 2-1/8" hole saw, on pilot drill, plastic self-centering jig, steel trim plate template, and brass router bit.



| Product No. | Mfg. No. | Description | Order Mult. | Weight | Unit Cost |
|-------------|----------|--------------------------|-------------|--------|-----------|
| 325375-B | 3111001 | Crbn Dr Lock Install Kit | 1/0/6 | .983 | 12.99 EA |

IRWIN

Bi-metal Lock Installation Kit - Bi-metal hole saws for wood and steel doors. Includes: Self-centering jig for perfect hole alignment with mounting holes to secure jig and match the latch plate holes. 2-sided jig template includes 2-3/8" and 2-3/4" backsets. 1-3/8" depth of cut. Kit contains (1) 1" and 2-1/8" hole saw, on pilot drill, plastic self-centering jig, steel trim plate template, and brass router bit.



| Product No. | Mfg. No. | Description | Order Mult. | Weight | Unit Cost |
|-------------|----------|------------------------|-------------|--------|-----------|
| 325348-B | 3111002 | Bi Metal Door Lock Kit | 1/0/6 | 2.417 | 22.99 EA |

MAG Security

Install-A-Lock® Door Reinforcer - High-security reinforcer surrounds door edge, face bore and accepts entry lockset. Door reinforcer adds security at all entry doors of home. Prevent kick-ins, repair damaged or misdrilled doors, saves costly door replacements. For 2-1/8" face bore with either drive-in or mortise face latch bolt.



| Product No. | Mfg. No. | Description | Order Mult. | Weight | Unit Cost |
|-------------|----------|------------------------|-------------|--------|-----------|
| 206466-D | 2001PBV | 1-3/8 2-3/8 Reinforcer | 1/4/32 | .863 | 22.99 EA |
| 206474-D | 2002PBV | 1-3/4 2-3/8 Reinforcer | 1/4/32 | .863 | 22.99 EA |
| 203378-D | 2003PBV | 1-3/8 2-3/4 Reinforcer | 1/0/4 | .975 | 22.99 EA |
| 205001-D | 2004PBV | 1-3/4 2-3/4 Reinforcer | 1/0/4 | .975 | 22.99 EA |

MAG Security

Install-A-Lock® Door Reinforcer - Contemporary high-security reinforcer surrounds door edge, face bore, and accepts single-cylinder or double-cylinder deadbolt. Door reinforcer adds security at all entry doors of home. Prevent kick-ins, repair damaged or misdrilled doors, saves costly door replacement. For 2-1/8" face bore with either drive-in or mortise face latch bolt.



| Product No. | Mfg. No. | Description | Order Mult. | Weight | Unit Cost |
|-------------|----------|------------------------|-------------|--------|-----------|
| 247057-D | 2035PBV | 1-3/8 2-3/8 Reinforcer | 1/0/4 | .288 | 11.49 EA |
| 247065-D | 2036PBV | 1-3/4 2-3/8 Reinforcer | 1/0/4 | .300 | 11.49 EA |
| 247073-D | 2038PBV | 1-3/4 2-3/4 Reinforcer | 1/0/4 | .338 | 11.49 EA |

HARDWARE

HARDWARE



Install-A-Lock® Door Reinforcer - High-security reinforcer surrounds door edge, face bore and accepts single-cylinder or double-cylinder deadbolt. Door reinforcer adds security at all entry doors of home. Prevent kick-ins, repair damaged or misdrilled doors, saves costly door replacement. For 2-1/8" face bore with either drive-in or mortise face latch bolt.



| Product No. | Mfg. No. | Description | Order Mult. | Weight | Unit Cost |
|-------------|----------|------------------------|-------------|--------|-----------|
| 206512-D | 2061PBV | 1-3/4 2-3/8 Reinforcer | 1/0/4 | .486 | 14.79 EA |
| 206504-D | 2051PBV | 1-3/8 2-3/8 Reinforcer | 1/0/4 | .450 | 13.99 EA |
| 203408-D | 2081PBV | 1-3/4 2-3/4 Reinforcer | 1/0/4 | .488 | 13.99 EA |



Install-A-Lock® Door Reinforcer - High-security reinforcer surrounds door edge, face bore, and accepts entry lockset plus single-cylinder or double-cylinder deadbolt. Door reinforcer adds security at all entry doors of home. Prevent kick-ins, repair damaged or misdrilled doors, saves costly door replacement. For 2-1/8" face bores 3-5/8" on center with either drive-in or mortise face latch bolts.



| Product No. | Mfg. No. | Description | Order Mult. | Weight | Unit Cost |
|-------------|----------|------------------------|-------------|--------|-----------|
| 214922-D | 2261PBV | 1-3/4 2-3/8 Reinforcer | 1/0/4 | .975 | 25.49 EA |



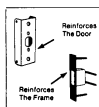
Uni-Force Door Reinforcement - Reinforces deadbolt and key-in-knob locks by more than doubling strength of door at critical stress points. Heavy-gauge metal, solid 1-piece construction guards against kick-in attacks. Deadbolt not included. Polished brass.



| Product No. | Mfg. No. | Description | Order Mult. | Weight | Unit Cost |
|-------------|----------|------------------------|-------------|--------|-----------|
| 206520-D | 10PB | For doors 1-3/8" thick | 1/0/4 | .250 | 8.29 EA |
| 206539-D | 20PB | For doors 1-3/4" thick | 1/0/4 | .263 | 8.29 EA |



Guard-It™ Reinforcing Kit - Security reinforcer surrounds door edge protecting deadbolt and door. High-security strike accepts deadbolt latch and reinforces door frame. Guard-it™ reinforcing kit adds security at all entry doors of home. Prevent kick-ins, saves costly door replacement. For drive-in or mortise face latch bolt. For 1-3/8" or 1-3/4" thick doors in polished brass (PB).



| Product No. | Mfg. No. | Description | Order Mult. | Weight | Unit Cost |
|-------------|----------|-----------------------|-------------|--------|-----------|
| 214809-D | 220PB | 1-3/4" Reinforcer Kit | 1/0/4 | .588 | 16.49 EA |



Strike-3 Deadbolt And Door Frame Reinforcer - Secured by four 2" long hardened screws. Strike box prevents lock bolts from being pushed in with a punch on out-opening doors. 2 mounting screws position at bottom of box are offset and angled to center of jamb making solid connection between strike and door frame stud. Constructed of heavy 16-gauge steel. Box dimensions: 1-5/8 H. x 3/4" W. x 1-1/4" D. Face plate dimensions: 4-7/8" H. x 1-1/4" W. Fits ASA cutout. Brass finish.



| Product No. | Mfg. No. | Description | Order Mult. | Weight | Unit Cost |
|-------------|----------|---------------------|-------------|--------|-----------|
| 206563-D | 747B | Brs Security Strike | 1/0/5 | .380 | 13.49 EA |



Adjust-A-Strike - For interior and exterior door frames. Unique 1/4" of adjustment allows for snug fit of door to frame and weatherstrip. Stops energy loss, door rattles and lock binding. Brass finish.



| Product No. | Mfg. No. | Description | Order Mult. | Weight | Unit Cost |
|-------------|----------|-----------------|-------------|--------|-----------|
| 206555-D | 450B | 2-3/4" x 1-1/4" | 1/0/5 | .006 | 7.29 EA |
| 214957-D | 452B | 4-7/8" x 1-1/4" | 1/0/5 | .180 | 8.29 EA |



Lip Strike - Overall dimensions 1-3/4" x 2-1/4". Packaged 2 per card.



| Product No. | Mfg. No. | Description | Order Mult. | Weight | Unit Cost |
|-------------|----------|-------------|-------------|--------|-----------|
| 247081-E | 718-B | Brass | 1/0/5 | .170 | 2.79 EA |
| 247103-E | 718-C | Chrome | 1/0/5 | .170 | 2.79 EA |



Lip Strike - Polished brass. Overall dimensions: 1-1/4" x 4-7/8".



| Product No. | Mfg. No. | Description | Order Mult. | Weight | Unit Cost |
|-------------|----------|----------------------|-------------|--------|-----------|
| 214965-D | 721B | 1-1/4" Pb Lip Strike | 1/5/50 | .190 | 5.49 EA |

SECURITY STRIKES

HARDWARE



Security Strike - Security strike for deadbolts. Overall dimensions 1-1/4" x 3-5/8" with 2 each No. 10 1-1/4" and 3" screws. Brass. 1 per card.



| Product No. | Mfg. No. | Description | Order Mult. | Weight | Unit Cost |
|-------------|----------|---------------------|-------------|--------|-----------|
| 247111-E | 750-B | Brs Security Strike | 1/0/5 | .170 | 2.29 EA |



Security Strike - Security strike for deadbolts. Overall dimensions: 1-1/4" x 4-7/8" with 2 each No. 10 1-1/4" and 3" screws. Brass. 1 per card.



| Product No. | Mfg. No. | Description | Order Mult. | Weight | Unit Cost |
|-------------|----------|---------------------|-------------|--------|-----------|
| 247138-D | 755-B | Brs Security Strike | 1/0/5 | .170 | 5.79 EA |



Security Strike - Heavy-gauge deadbolt strike with six 1-1/2" long hardened screws. Secures door frame against kick-in attacks. Overall dimensions: 1-1/8" to 6". Fits any door thickness. Polished brass.



| Product No. | Mfg. No. | Description | Order Mult. | Weight | Unit Cost |
|-------------|----------|--------------------|-------------|--------|-----------|
| 201464-D | 760B | Pb Security Strike | 1/0/5 | .230 | 7.99 EA |



Deadbolt Security Strike - Heavy-gauge strike is attached with six 3" long hardened screws. Secures door frame against kick-in attacks. Overall dimensions: 1-5/8" x 7-3/4". For 1-3/4" thick doors. Polished brass.



| Product No. | Mfg. No. | Description | Order Mult. | Weight | Unit Cost |
|-------------|----------|--------------------|-------------|--------|-----------|
| 239666-D | 765B | Pb Security Strike | 1/0/5 | .360 | 5.29 EA |



Lip Security Strike - Heavy-gauge strike is attached with six 3" long hardened screws. Secures door frame against kick-in attacks. Overall dimensions: 1-1/4" x 8". For 1-3/8" or 1-3/4" doors. Polished brass.



| Product No. | Mfg. No. | Description | Order Mult. | Weight | Unit Cost |
|-------------|----------|------------------------|-------------|--------|-----------|
| 239674-D | 770B | Pb Lip Security Strike | 1/0/5 | .350 | 5.99 EA |



Security Strike - Heavy-gauge double strike is attached with nine 3" long hardened screws (3-5/8" or 4" centers). Secures door frame against kick-in attacks. Overall dimensions: 1-5/8" x 11". For 1-3/4" door thickness. Polished brass.



| Product No. | Mfg. No. | Description | Order Mult. | Weight | Unit Cost |
|-------------|----------|------------------------|-------------|--------|-----------|
| 201456-D | 775B | Pb Dbl Security Strike | 1/0/5 | .600 | 14.49 EA |



Chain Door Guard - Help prevent break-ins doubling the strength of any door and lockset. Easy-to-install. For wood or metal doors. All mounting hardware included. White. 1 per card.



| Product No. | Mfg. No. | Description | Order Mult. | Weight | Unit Cost |
|-------------|----------|---------------------|-------------|--------|-----------|
| 247146-E | 8707-W | Wht Chain Door Lock | 1/0/5 | .284 | 2.79 EA |



Tamperproof Chain Door Guard - Hook-up keeps chain tight to prevent break-ins. Easy-to-install. For wood and metal doors. All mounting hardware included. Brass. 1 per card.



| Product No. | Mfg. No. | Description | Order Mult. | Weight | Unit Cost |
|-------------|----------|----------------------|-------------|--------|-----------|
| 247154-D | 8709 | Brs Chain Door Guard | 1/0/5 | .370 | 3.99 EA |

HARDWARE

DOOR/WINDOW SECURITY



Door Guard - Latching door guard provides extra security from within. Throwing latch guard in place allows only partial door opening. For wood and metal doors. All mounting hardware included. White. 1 per card.



| Product No. | Mfg. No. | Description | Order Mult. | Weight | Unit Cost |
|-------------|----------|----------------|-------------|--------|-----------|
| 247162-D | 8715-W | Wht Door Guard | 1/0/5 | .470 | 6.79 EA |



Door Viewer, Wide Angle - Solid brass with optical glass lens. Fits 1-3/8" to 2" doors. 190° viewer. Hole size 1/2". 1 per card.



| Product No. | Mfg. No. | Description | Order Mult. | Weight | Unit Cost |
|-------------|----------|-----------------------|-------------|--------|-----------|
| 247219-D | 8724 | 1/2" Wide Door Viewer | 1/0/5 | .110 | 4.99 EA |




Door Viewer - Solid brass with optical glass lens. Fits 1-3/8" to 2" doors. Super viewer, 180°. Hole size 1". 1 per card.



| Product No. | Mfg. No. | Description | Order Mult. | Weight | Unit Cost |
|-------------|----------|----------------|-------------|--------|-----------|
| 247170-D | 8728 | 1" Door Viewer | 1/0/5 | .180 | 13.99 EA |



Heavy-Duty Sliding Window Lock - For door or window, fits upper or lower track vent feature for fresh air with security. Pointed screw for added security. 2 per card.



| Product No. | Mfg. No. | Description | Order Mult. | Weight | Unit Cost |
|-------------|----------|-------------|-------------|--------|-----------|
| 247197-D | 8732 | Aluminum | 1/0/5 | .120 | 2.29 EA |
| 247189-E | 8732-W | White | 1/0/5 | .120 | 2.79 EA |



Sliding Window Lock - With rubber insert. Aluminum finish. 2 per card.



| Product No. | Mfg. No. | Description | Order Mult. | Weight | Unit Cost |
|-------------|----------|--------------------------|-------------|--------|-----------|
| 247251-D | 8743 | Alum Sliding Window Lock | 1/0/5 | 1.080 | 1.79 EA |



Sliding Door Bar Lock - Heavy-gauge steel, maximum security. Locks in vented or closed position. Adjusts to fit 28" to 48" doors. Mounts on inside or outside sliders. Lock prevents lifting bar from outside. Easy installation. Easily stored when not in use. Color: Aluminum.



| Product No. | Mfg. No. | Description | Order Mult. | Weight | Unit Cost |
|-------------|----------|-----------------------|-------------|--------|-----------|
| 247367-D | 8820 | Sliding Door Bar Lock | 1/0/5 | 1.720 | 18.99 EA |



Latch Guard 6" - For deadbolts or key in knob locks. For in or out-opening doors. Overall size: 1-3/4" x 6".



| Product No. | Mfg. No. | Description | Order Mult. | Weight | Unit Cost |
|-------------|----------|-------------|-------------|--------|-----------|
| 247375-D | 8844-AL | Aluminum | 1/0/5 | .200 | 10.49 EA |
| 247383-D | 8844-B | Brass | 1/0/5 | .200 | 8.99 EA |



7" Latch Guard - Reinforces door and frame. Prevents spreading of frame. Resists jimmy bars. Hardened concealed screws. For in-opening doors. Fits all backsets, deadbolts, and key-in knob locks. Polished brass.



| Product No. | Mfg. No. | Description | Order Mult. | Weight | Unit Cost |
|-------------|----------|-------------------|-------------|--------|-----------|
| 239607-D | 8840B | 7" Pb Latch Guard | 1/0/5 | .570 | 12.79 EA |

DOOR/WINDOW SECURITY



6" Latch Guard - Protects latch or bolt. For out-opening doors. Fits all backsets, deadbolts, and key-in knob locks. Accepts up to 3-1/2" rose. Polished brass.



| Product No. | Mfg. No. | Description | Order Mult. | Weight | Unit Cost |
|-------------|----------|-------------------|-------------|--------|-----------|
| 239615-D | 8845B | 6" Pb Latch Guard | 1/0/5 | .560 | 10.49 EA |



7" Latch Guard - Protects latch or bolt, conceals lip of existing strike. For out-opening doors, fits all backsets, deadbolts, and key-in knob locks. Accepts up to 3-1/2" rose. Polished brass.



| Product No. | Mfg. No. | Description | Order Mult. | Weight | Unit Cost |
|-------------|----------|-------------------|-------------|--------|-----------|
| 201480-D | 8848B | 7" Pb Latch Guard | 1/0/5 | .750 | 11.49 EA |



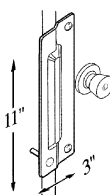
11-3/4" Latch Guard - Protects latch or bolt. For out-opening doors. Fits all single locks, double locks up to 6" on center, combination locks, mortise locks, and access control locks. Conceals lip of existing strike. Reinforced mounting area. Anti-spread security pin. Polished brass.



| Product No. | Mfg. No. | Description | Order Mult. | Weight | Unit Cost |
|-------------|----------|------------------------|-------------|--------|-----------|
| 239631-D | 8850B | 11-3/4" Pb Latch Guard | 1/0/5 | 1.210 | 15.49 EA |



Lock Protector - Covers the latch bolt area of door and lock assembly. Ideal for use with mortise or cylindrical lock. Heavy-duty 12-gauge steel. Frame pin to help prevent the separation of the door and frame by the use of a pry bar. Nonhanded. Easy 3-hole installation. Steel cadmium-plate. US2C.



| Product No. | Mfg. No. | Description | Order Mult. | Weight | Unit Cost |
|-------------|-------------|----------------|-------------|--------|-----------|
| 212695-D | 8847-AL/LP2 | Lock Protector | 1/5/40 | 1.053 | 9.79 EA |

HARDWARE



Cover Plate - Covers damaged doors. Changes 2-3/8" to 2-3/4" or 2-3/4" to 2-3/8" backset. 3-1/2" outside diameter. For 2-1/8" bore locks. Polished brass.



| Product No. | Mfg. No. | Description | Order Mult. | Weight | Unit Cost |
|-------------|----------|----------------|-------------|--------|-----------|
| 239690-D | 8865B | Pb Cover Plate | 1/0/5 | .210 | 4.49 EA |



Hole Cover - Covers 1/2" to 2-1/8" holes. 2-5/8" outside diameter. Self-centering disc prevents movement of plate.



| Product No. | Mfg. No. | Description | Order Mult. | Weight | Unit Cost |
|-------------|----------|-------------|-------------|--------|-----------|
| 239704-D | 8868B | Brass | 1/0/5 | .280 | 6.99 EA |
| 247391-D | 8868-PC | Prime coat | 1/0/5 | .280 | 5.49 EA |



Keyed Patio Door Lock - High security 2" deadbolt for maximum security. Locks sliding patio or hinged doors. For use on inside or outside sliding patio doors. 1 per card. 2 keys included. Aluminum.



| Product No. | Mfg. No. | Description | Order Mult. | Weight | Unit Cost |
|-------------|----------|-----------------------|-------------|--------|-----------|
| 248266-C | 8825-AL | Keyed Patio Door Lock | 1/5/40 | .875 | 17.79 CD |

National Mfg.

Sash Lock - Zinc die-cast. 2-7/16" x 1-11/16" x 7/8" base. Packed 1 per bag in a visual pack with screws.



| Product No. | Mfg. No. | Description | Order Mult. | Weight | Unit Cost |
|-------------|----------|---------------|-------------|--------|-----------|
| 217429-D | N148684 | Bright brass | 1/5/25 | .150 | 1.99 PK |
| 217447-C | N148767 | Nickel | 1/5/35 | .138 | 1.99 PK |
| 235864-C | N148809 | Antique brass | 1/5/35 | .137 | 1.99 PK |
| 256919-C | N248468 | White | 1/5/35 | .150 | 2.49 PK |

HARDWARE

DOOR/WINDOW SECURITY

National Mfg.

Sash Lock - Contemporary style that fits narrow window sills in die-cast zinc. Bright brass and antique brass finishes available.



| Product No. | Mfg. No. | Description | Order Mult. | Weight | Unit Cost |
|-------------|----------|----------------------|-------------|--------|-----------|
| 221405-C | N170779 | Bright Brs Sash Lock | 1/5/25 | .172 | 2.29 PK |
| 220004-C | N170761 | Ab Sash Lock | 1/5/35 | .158 | 2.49 PK |

National Mfg.

Door Viewer - 1-way viewing even under dim lights. 3 precision ground optical glass lenses. Solid brass housing. Packed in visual pack. Lens angle: 160°. Hole size: 1/2". Door thickness: 1-3/8" to 2".



| Product No. | Mfg. No. | Description | Order Mult. | Weight | Unit Cost |
|-------------|----------|-------------------------|-------------|--------|-----------|
| 234115-C | N158907 | Solid Brass Door Viewer | 1/5/25 | .070 | 3.99 PK |

National Mfg.

Door Viewer - Allows 1-way viewing. 4 precision ground optical glass lenses. Solid brass housing. Lens angle 200°. Hole size: 1/2". Door thickness: 1-3/8" to 2".



| Product No. | Mfg. No. | Description | Order Mult. | Weight | Unit Cost |
|-------------|----------|-------------------------|-------------|--------|-----------|
| 241261-C | N162362 | Solid Brass Door Viewer | 1/5/25 | .094 | 5.79 EA |

National Mfg.

Keyed Chain Door Lock - Triple-function protection with keylock, chain guard and door bolt. Can be locked or unlocked from outside as well as inside. Tamper-resistant screws. 5-disc tumbler lock. Bright brass finish.



| Product No. | Mfg. No. | Description | Order Mult. | Weight | Unit Cost |
|-------------|----------|-----------------------|-------------|--------|-----------|
| 213470-C | N183582 | Keyed Chain Door Lock | 1/5/20 | .672 | 5.29 PK |

National Mfg.

Steel Chain Door Fastener - Economical protection with welded steel self-storing chain and extra long tamper-resistant mounting screws. Easy-to-install. All mounting hardware included. Bright brass finish.



| Product No. | Mfg. No. | Description | Order Mult. | Weight | Unit Cost |
|-------------|----------|-------------------------|-------------|--------|-----------|
| 213462-D | N183590 | Stl Chain Door Fastener | 1/5/25 | .294 | 1.79 PK |

National Mfg.

Door Stop With Lock - For use on swinging or sliding doors. Operates with a touch of the foot. Solid aluminum housing with steel bolt and stop plate. Bright brass finish.



| Product No. | Mfg. No. | Description | Order Mult. | Weight | Unit Cost |
|-------------|----------|--------------------|-------------|--------|-----------|
| 213411-C | N183632 | Brs Door Stop/lock | 1/5/25 | .276 | 5.79 PK |

National Mfg.

Patio Door Security Pin - For all sliding doors and windows. Hardened steel pin securely holds door in stationary position. A turn of the pin locks it in retainer ring to prevent falling out or removal from outside. Nickel finish.



| Product No. | Mfg. No. | Description | Order Mult. | Weight | Unit Cost |
|-------------|----------|-------------------------|-------------|--------|-----------|
| 213403-D | N183640 | Patio Door Security Pin | 1/10/50 | .102 | 1.29 PK |

National Mfg.


Patio Door And Window Lock - Locks on window or door track in closed or any ventilating position. No tool required. Aluminum finish.



| Product No. | Mfg. No. | Description | Order Mult. | Weight | Unit Cost |
|-------------|----------|-------------------|-------------|--------|-----------|
| 213357-C | N183681 | 1-3/4" Patio Lock | 1/5/25 | .124 | 1.49 PK |

National Mfg.

Sliding Door And Window Movable Stop - Locks patio doors and vertical or horizontal aluminum sliding windows. Simple thumb screw operation. No tools required. Aluminum. 2 per card.



| Product No. | Mfg. No. | Description | Order Mult. | Weight | Unit Cost |
|-------------|----------|--------------------------|-------------|--------|-----------|
| 213349-D | N183699 | Sliding Door/window Stop | 1/5/50 | .093 | 2.79 PK |

National Mfg.

Chain Bolt - Steel case and strike die-cast zinc bolt. Malleable iron 5/8" square reversible bolt. Overall length: 6". 21" chain. Supplied with screws, bolt rim and mortise strikes. Visual packed. Zinc.



| Product No. | Mfg. No. | Description | Order Mult. | Weight | Unit Cost |
|-------------|----------|------------------|-------------|--------|-----------|
| 223485-C | N150771 | 6" Zn Chain Bolt | 1/2/18 | .850 | 11.79 PK |

DOOR/WINDOW SECURITY

National Mfg.

Keyed Window Sash Lock - For all wood double-hung windows. Prevents opening of window, even if glass is broken. Heavy die-cast body with keyed lock. Complete with 2 keys and mounting screws. Bright brass-plated.



| Product No. | Mfg. No. | Description | Order Mult. | Weight | Unit Cost |
|-------------|----------|---------------------|-------------|--------|-----------|
| 213322-C | N183723 | Brs Keyed Sash Lock | 1/5/25 | .336 | 3.49 PK |

National Mfg.

Door And Drawer Utility Lock - Ideal for securing wood or metal doors or drawers. Includes 2 keys. Chrome-plated.



| Product No. | Mfg. No. | Description | Order Mult. | Weight | Unit Cost |
|-------------|----------|---|-------------|--------|-----------|
| 213284-C | N183756 | 1/4", for material thickness up to 3/8" | 1/5/25 | .211 | 2.99 PK |
| 213276-C | N183764 | 1/2", for material thickness up to 5/8" | 1/5/25 | .219 | 2.99 PK |

National Mfg.

Keyed Drawer Lock - Fits 3/4" thick drawers or cabinet doors. Secure 5-disc tumbler key mechanism. Includes 2 keys. Bright brass-plated.



| Product No. | Mfg. No. | Description | Order Mult. | Weight | Unit Cost |
|-------------|----------|-----------------------|-------------|--------|-----------|
| 213268-C | N183772 | Brs Keyed Drawer Lock | 1/5/50 | .233 | 2.49 PK |

National Mfg.

Keyed Locking Hasp - For indoor or outdoor use. Self-contained lock eliminates need for padlock. All screws covered when locked. Heavy steel construction. Includes 2 keys and mounting hardware. Chrome-plated. 4-1/2".



| Product No. | Mfg. No. | Description | Order Mult. | Weight | Unit Cost |
|-------------|----------|----------------------|-------------|--------|-----------|
| 213241-C | N183780 | V827 keyed different | 1/5/25 | .557 | 5.29 PK |
| 206280-D | N206953 | VKA827 keyed alike | 1/5/25 | .568 | 5.99 PK |

National Mfg.

Keyed Showcase Lock - For display cases, showcase windows. Ideal for all sliding glass, wood, or metal doors up to 1/4" thick. Includes 2 keys. Chrome-plated.



| Product No. | Mfg. No. | Description | Order Mult. | Weight | Unit Cost |
|-------------|----------|--------------------------|-------------|--------|-----------|
| 213233-C | N183798 | V828 keyed different | 1/5/25 | .249 | 3.29 PK |
| 206299-D | N185306 | VKA82 keyed alike 4-1/2" | 1/5/20 | .276 | 3.49 PK |

HARDWARE

National Mfg.

Foot Bolt - Size 5" x 2" steel case, 5/8" square die-cast bolt. Bolt length 6" overall. The lever to raise bolt has positive action. Bolt is held in place when raised by an oil-tempered steel friction spring. Complete with floor plate and screws. Packed in visual pack. Zinc.



| Product No. | Mfg. No. | Description | Order Mult. | Weight | Unit Cost |
|-------------|----------|-----------------|-------------|--------|-----------|
| 223421-C | N151027 | 5" Zn Foot Bolt | 1/2/18 | .825 | 10.49 PK |

National Mfg.


Barrel Bolt - Cold rolled steel. Packed in visual pack with oval head screws. Heavy-duty.



| Product No. | Mfg. No. | Description | Order Mult. | Weight | Unit Cost |
|-------------|----------|-------------|-------------|--------|-----------|
| 235819-C | N162370 | 4" | 1/5/50 | .444 | 4.99 PK |
| 217081-C | N162388 | 6" | 1/5/50 | .581 | 5.99 PK |

National Mfg.


Heavy Barrel Bolt - For use on rear store doors, stock rooms, farm buildings, and heavy-duty installations where additional security is desired. Recess in slot holds knob of sliding bolt in locked position when used vertically or horizontally. Furnished with both surface and universal strikes. Zinc finish. Visual pack with screws.



| Product No. | Mfg. No. | Description | Order Mult. | Weight | Unit Cost |
|-------------|----------|-------------|-------------|--------|-----------|
| 207127-C | N151167 | 8" | 1/2/18 | 1.563 | 10.79 PK |
| 222949-C | N151118 | 5" | 1/2/18 | 1.217 | 9.79 PK |

National Mfg.


Window Bolt - Cellar window bolt. Cold rolled steel. Packed in visual pack with pan head screws. 2".



| Product No. | Mfg. No. | Description | Order Mult. | Weight | Unit Cost |
|-------------|----------|--------------------|-------------|--------|-----------|
| 217027-C | N151266 | Satin brass finish | 1/10/100 | .142 | 1.79 PK |
| 229274-C | N151225 | Zinc finish | 1/10/100 | .142 | 1.79 PK |
| 206182-D | N248492 | White finish | 1/5/50 | .153 | 2.49 PK |

National Mfg.

Door Security Guard - Die-cast zinc. Allows door to be opened slightly for ventilation or viewing while resisting possible forced entry. Size: 2-1/2" x 4-1/8". Bright brass finish. Packed 1 each in a visual pack with screws.



| Product No. | Mfg. No. | Description | Order Mult. | Weight | Unit Cost |
|-------------|----------|----------------|-------------|--------|-----------|
| 242462-C | N199679 | Security Guard | 1/5/20 | .450 | 3.99 PK |

HARDWARE

Yale Security

Security Latchlock - Single-cylinder. Key outside, thumb turn inside. For 1-1/8" to 2-1/4" thick doors opening in. Latchbolt: 17/32" throw, high-density rust-resistant alloy, brass finish. Latchbolt held retracted and deadlocked by button. Case 3-5/8" x 2-1/2". US5 finish. Backset: 2-3/8".



| Product No. | Mfg. No. | Description | Order Mult. | Weight | Unit Cost |
|-------------|----------|--------------------|-------------|--------|-----------|
| 205192-D | V80 | Security Latchlock | 1/0/5 | 1.531 | 37.99 EA |

Master Lock


Universal Security Bar - For hinged doors or 5' and 6' glass doors. Rugged 20-gauge steel construction. Pivoting ball joint assures full contact with floor. Padded foot provides sure grip without scratching. Lifetime guarantee. Finish is white baked enamel.



| Product No. | Mfg. No. | Description | Order Mult. | Weight | Unit Cost |
|-------------|-----------|--------------|-------------|--------|-----------|
| 221031-C | 265DCCSEN | Security Bar | 1/0/3 | 2.533 | 21.49 EA |

Sterling Corp., John

Burglar Bars - Protect basement, garage, and house windows from break in's. Hinged burglar bars are constructed of 3/8" solid steel bars and heavy-duty welded channels. Finish is white enamel. Burglar bars are adjustable width of 24" to 42", and can be surface or recess mounted. Most models accept padlock (not included). Model No. 1132 does not accept padlock. Mounting hardware included. Child safety 3-1/2" spacing between bars.



| Product No. | Mfg. No. | Description | Order Mult. | Weight | Unit Cost |
|-------------|----------|--|-------------|--------|-----------|
| 205806-D | 1132 | 2 bar, 4-7/8" crossbar height, 6-9/16" overall height | 0/0/2 | 5.000 | 17.99 EA |
| 205726-D | 1133 | 3 bar, 8-11/16" crossbar height, 10-3/8" overall height | 0/0/2 | 8.000 | 23.99 EA |
| 205717-D | 1134 | 4 bar, 12-1/2" crossbar height, 14-3/16" overall height | 0/0/2 | 11.000 | 31.99 EA |
| 205879-D | 1135 | 5 bar, 16-5/16" crossbar height, 18" overall height | 0/0/2 | 13.500 | 37.99 EA |
| 206002-D | 1136 | 6 bar, 20-1/8" crossbar height, 21-13/16" overall height | 0/0/2 | 17.000 | 44.99 EA |



Mailbox Lock - Spring clip design. Replaces Bommer, Florence, Cutler, American Device, and Miami Carey. 5-pin tumbler. Key removes only in locked position. Packed with 2 keys, jam nut, and 3 cams. Keyway is Ilco model No. 1003M.



| Product No. | Mfg. No. | Description | Order Mult. | Weight | Unit Cost |
|-------------|----------|--------------|-------------|--------|-----------|
| 243310-D | 8803 | Mailbox Lock | 1/0/5 | .150 | 5.99 EA |

DOOR/WINDOW SECURITY



Mailbox Lock - Threaded barrel design. Replaces Bommer, Florence, Cutler, American Device, and Miami Carey. 5-pin tumbler. Key removes only in locked position. Packed with 2 keys, jam nut, large nut, and 3 cams. Keyway is Ilco model No. 1003M.



| Product No. | Mfg. No. | Description | Order Mult. | Weight | Unit Cost |
|-------------|----------|--------------|-------------|--------|-----------|
| 243329-D | 8800 | Mailbox Lock | 1/0/5 | .150 | 5.79 EA |

Supra Products Inc.

Keysafe - Portable key safe key boxes are convenient locking storage devices that ensures your family knows where your keys are. Hangs on any doorknob, fence, railing, or pipe. Key box opens quickly with a simple combination you choose and set yourself with a screwdriver. Multiple keys can be stored inside. 1 can be attached to the box lid so it will not be dropped, carried off, or lost. Key boxes are rustproof, durable, and warranted against defects in materials, and workmanship for 1 year. Hanging shackle has protective cover so it will not scratch.



| Product No. | Mfg. No. | Description | Order Mult. | Weight | Unit Cost |
|-------------|----------|------------------|-------------|--------|-----------|
| 217530-C | 01000 | Portable Keysafe | 1/0/12 | 1.550 | 35.49 EA |

Supra Products Inc.

Keysafe - Permanent key safe key boxes are convenient locking storage devices that ensures your family knows where your keys are. Key box attaches securely to any wall or flat surface with 4 screws (provided). Key box opens quickly with a simple combination you choose and set yourself with a screwdriver. Multiple keys can be stored inside. 1 key can be attached to the lid so it will not be dropped, carried off, or lost. Key boxes are rustproof, durable, and warranted against defects in materials and workmanship for 1 year.



| Product No. | Mfg. No. | Description | Order Mult. | Weight | Unit Cost |
|-------------|----------|---------------------|-------------|--------|-----------|
| 217549-C | 001004 | Push-button Keysafe | 1/0/6 | 1.450 | 35.49 EA |

Supra Products Inc.

Keysafe - Keysafe combination-lock key boxes are convenient locking storage devices that make sure you know where your keys are. Hangs on any doorknob, fence, railing, or pipe. Key boxes open quickly with a simple combination you choose and set yourself. Multiple keys can be stored inside. 1 key can be attached to the box lid so it will not be dropped, carried off, or lost. Key boxes are rustproof, durable, and warranted against defects in materials, and workmanship for 1 year. Hanging shackle has protective cover so it will not scratch.



| Product No. | Mfg. No. | Description | Order Mult. | Weight | Unit Cost |
|-------------|----------|---------------------|-------------|--------|-----------|
| 217557-C | 001005 | Combination Keysafe | 1/0/12 | 1.583 | 35.49 EA |

MASTERLOCK

HARDWARE

Master Lock

Padlock - 2-1/2" wide laminated steel case. Precision 5-pin tumbler mechanism. Dual steel levers independently lock each shackle leg, adding strength and guarding against shimmying or rapping. Resilient bumper keeps padlock from marring or scratching. Erasable key change numbers can be removed for added security. Case-hardened alloy steel shackle, chrome-plated. Diameter: 7/16". Clearances: Vertical 1", horizontal 1-3/16". Paracentric keyway, exclusive to No. 15 padlock only. Changes practically unlimited. Cadmium rustproofing. 2 brass keys. Keyed differently. 1 per card, 6 in a carton.



| Product No. | Mfg. No. | Description | Order Mult. | Weight | Unit Cost |
|-------------|----------|----------------|-------------|--------|-----------|
| 213478-D | 15DPF | 2-1/2" Padlock | 1/6/24 | 1.552 | 24.49 EA |

Master Lock

Padlock - 2" wide laminated steel case. 5-pin tumbler mechanism. Dual steel levers lock 7/16" shackle leg. Clearances: Vertical 1", horizontal 3/4". Case-hardened alloy steel shackle, 7/16" diameter. Cadmium rustproof. Keyed differently. 2 brass keys. Carded.



| Product No. | Mfg. No. | Description | Order Mult. | Weight | Unit Cost |
|-------------|----------|-------------|-------------|--------|-----------|
| 213067-D | 17DPF | 2" Padlock | 1/6/24 | .958 | 18.49 EA |

Master Lock

Padlock - 1-1/8" wide. 4-pin tumbler security. Tough, laminated, cadmium rustproofed steel case, nickel-plated shackle, 3/16" diameter. Shackle clearance: Vertical 9/16" horizontal 1/2". Removable key-change number for added security. Patented guard plates to resist attempts at rapping and picking to open locking lever. 2 brass keys. Numbers following KA in pricing designates key number. All items ordered from that SKU number would be keyed alike to that number.



| Product No. | Mfg. No. | Description | Order Mult. | Weight | Unit Cost |
|-------------|------------|-----------------------------|-------------|--------|-----------|
| 225321-D | 7KA Series | Keyed alike, boxed | 1/6/24 | .222 | 8.79 EA |
| 225349-D | 7D | Keyed different, 1 per card | 1/6/24 | .222 | 7.99 EA |
| 225330-D | 7KA | 1-1/8" P323 Padlock | 1/6/12 | .222 | 8.79 EA |
| 214538-D | 7D | 1-1/8" Padlock | 1/4/24 | .241 | 6.99 EA |

Master Lock

Commercial Padlock - 1-1/2" wide laminated case. 4-pin tumbler security. Dual steel levers lock both sides of case-hardened, 9/32" diameter steel shackle. Clearances: 3/4" vertical, 5/8" horizontal. 2 brass keys. Numbers following KA in pricing designates key number. All items ordered from that SKU number would be keyed alike to that number.



| Product No. | Mfg. No. | Description | Order Mult. | Weight | Unit Cost |
|-------------|------------|------------------------------------|-------------|--------|-----------|
| 214574-D | 3 | Keyed different, boxed | 1/6/24 | .444 | 7.99 EA |
| 220310-D | 3KALF 3753 | 1-1/2" shackle, keyed alike, boxed | 1/6/24 | .472 | 12.49 EA |

Master Lock

Padlock - 1-1/2" wide laminated case. 4-pin tumbler security. Dual steel levers lock both sides of case-hardened, 9/32" diameter steel shackle. Clearances: 3/4" vertical, 5/8" horizontal. 2 brass keys. Numbers following KA in pricing designates key number. All items ordered from that SKU number would be keyed alike to that number.



| Product No. | Mfg. No. | Description | Order Mult. | Weight | Unit Cost |
|-------------|------------|---|-------------|--------|-----------|
| 222048-D | 3KA Series | Keyed alike, boxed | 1/6/24 | .444 | 8.79 EA |
| 221771-D | 3DLH | Extra-length shackle, vertical clearance 2" | 1/6/24 | .444 | 8.79 EA |
| 221799-D | 3DLF | Extra-length shackle, vertical clearance 1-1/2" | 1/6/24 | .444 | 8.79 EA |
| 226173-D | 3D | Keyed different | 1/6/24 | .444 | 8.79 EA |
| 226181-D | 3T | Twin pack - 2 keyed alike on card | 1/6/24 | .444 | 10.49 EA |
| 221806-D | 3008D | 4 pack - 4 keyed alike | 1/6/24 | .444 | 8.79 EA |
| 205680-D | 3DLH | 2" Padlock | 1/6/36 | .500 | 11.99 EA |
| 213539-D | 3DLF | 1-1/2" Padlock | 1/4/24 | .472 | 10.79 EA |
| 214529-D | 3D | 1-1/2" Padlock | 1/4/24 | .731 | 8.79 EA |
| 213664-D | 3T | 2pk 1-1/2" Padlock | 1/4/16 | .889 | 16.49 EA |
| 202622-D | 3008D | 4pk 1-1/2" Padlock | 1/4/16 | 1.750 | 24.99 EA |

Master Lock

Universal Pin Padlock - For use with Master Lock's universal pin keying system. 1/2" wide laminated case 4-pin tumbler security. Dual steel levers lock both sides of case-hardened 9/32" diameter steel shackle. 5/8" horizontal clearance.



| Product No. | Mfg. No. | Description | Order Mult. | Weight | Unit Cost |
|-------------|----------|---|-------------|--------|-----------|
| 243981-D | 3UP | Vertical clearance 3/4" | 1/6/24 | .444 | 8.29 EA |
| 243973-D | 3UPLF | Extra length shackle, vertical clearance 1-1/2" | 1/6/24 | .472 | 10.99 EA |

NOTE: Universal pin padlocks are for use with Master Lock's universal pin keying system. The system utilizes a mounted fixture to shear the serrated pins to fit a customer's existing padlock key. Padlocks do not include keys. The fixture must be purchased drop shipment from Master Lock.

Master Lock

Padlock With Weather Cover - 1-1/2" wide laminated steel body with outdoor protection cover. Case hardened 9/32" steel shackle protects against cutting and sawing. Hi-tech thermoplastic cover withstands temperature extremes and sunlight without becoming brittle or cracked. Cover protects the lock body and prevents scratching and marring of surrounding surfaces. Quick snap cap minimizes key cylinder jams caused by dust, dirt, and freezing.



| Product No. | Mfg. No. | Description | Order Mult. | Weight | Unit Cost |
|-------------|----------|--|-------------|--------|-----------|
| 236721-D | 312D | Single pack, keyed different, blue cover | 1/4/24 | .518 | 11.49 EA |
| 201324-D | 312TRI | 3 pack, keyed alike, blue cover | 1/4/16 | 1.523 | 24.99 EA |

HARDWARE

Master Lock

Weather Proof Padlock - 1-1/2" (38mm) wide laminated steel body encased in a high-performance thermoplastic cover. 4-pin tumbler cylinder and dual locking steel levers for pick and pry resistance. Shackle is case hardened measuring 2" (51mm) long with a 9/32" (7mm) diameter (3/8" (10mm) diameter including cover). Insert molded shackle cover provides protection against the elements. Shackle clearances: Vertical 2" (51mm); horizontal 1/2" (13mm). Keys are nickel-plated brass and feature colored covers that match body colors. 2 keys provided per lock.



| Product No. | Mfg. No. | Description | Order Mult. | Weight | Unit Cost |
|-------------|----------|------------------------------|-------------|--------|-----------|
| 213584-D | 312DLH | 1-9/16" Weatherproof Padlock | 1/4/24 | .767 | 13.99 EA |

Master Lock

Camouflaged Padlock - 1-1/2" wide laminated steel body. 4-pin tumbler. Weatherproof outdoor security for outdoor applications. Maximum concealment. Materials, covers, and coatings are all formulated for weather, road grime, dust, and ice resistance. Camouflaged cover is equally at home in spring and fall environments. Shackle is of hardened steel for maximum cut resistance. Shackle coating will not scratch or mar surfaces while eliminating noise and light reflection. Covered keyway prevents freeze-up. Dimensions: 3/8" diameter steel shackle, 1" vertical, 1/2" horizontal clearance. Color: Lock body is camouflage green and shackle is black.



| Product No. | Mfg. No. | Description | Order Mult. | Weight | Unit Cost |
|-------------|----------|----------------------------|-------------|--------|-----------|
| 250082-D | 317DSPT | 1-1/2" Camouflaged Padlock | 1/4/24 | .518 | 13.49 EA |

Master Lock

Hitch Pin Padlock - Class III/IV receiver hitch lock; 5/8" pin and model No. 151 covered brass 2" lock. Hardened receiver pins for increased sheer strength. Precision pin tumbler mechanism resists picking. Does not require a key to lock. Model No. 373 fits 2" square receiver tube (class III/IV).



| Product No. | Mfg. No. | Description | Order Mult. | Weight | Unit Cost |
|-------------|----------|-------------------|-------------|--------|-----------|
| 250740-D | 373DAT | Hitch Pin Padlock | 1/4/24 | .992 | 12.49 EA |

Master Lock

Padlock - 1-3/4" wide 4-pin tumbler. Tough, laminated cadmium rustproofed steel case with case-hardened steel shackle. Shackle diameter 5/16". Clearance: Horizontal 3/4", vertical 15/16". Dual steel locking levers independently lock each shackle leg for increased protection. Removable key-change number for added security. Comes with pair of brass keys. Numbers following KA in pricing designates key number. All items ordered from that SKU number would be keyed alike to that number.



| Product No. | Mfg. No. | Description | Order Mult. | Weight | Unit Cost |
|-------------|------------|------------------------------------|-------------|--------|-----------|
| 214547-D | 1 | Keyed different, boxed | 1/6/24 | .566 | 9.99 EA |
| 220329-D | 1KALJ | 2-1/2" shackle, keyed alike, boxed | 1/6/24 | .566 | 14.49 EA |
| 221655-D | 1KA Series | Keyed alike, boxed | 1/6/24 | .566 | 11.99 EA |
| 221717-D | 1D | Keyed different, carded | 1/6/24 | .566 | 11.99 EA |

Continued Next Column

MASTERLOCK

Continued From Previous Column

| Product No. | Mfg. No. | Description | Order Mult. | Weight | Unit Cost |
|-------------|----------|---|-------------|--------|-----------|
| 221744-D | 1LJ | Extra length, 2-1/2 shackle clearance, 1 per box | 1/6/24 | .566 | 11.99 EA |
| 226203-D | 1DLJ | Extra length, 2-1/2 shackle clearance, carded | 1/6/24 | .542 | 10.99 EA |
| 226211-D | 1TRILJ | Extra length, 2-1/2 shackle clearance, 3 pack keyed alike | 1/6/24 | .566 | 10.99 EA |
| 223332-D | 1D | 1-3/4" Padlock | 1/4/24 | .566 | 9.99 EA |
| 234213-D | 1LJ | 2-1/2" Shackle Padlock | 1/6/24 | .644 | 12.99 EA |
| 205672-D | 1DLJ | 2-1/2" Shackle Padlock | 1/6/24 | .566 | 12.79 EA |
| 212318-D | 1TRILJ | Lg Shackle Padlock | 1/4/16 | 1.858 | 27.49 EA |

Master Lock

Universal Pin Padlock - For use with Master Lock's universal pin keying system. 1-3/4" wide pin tumbler. Tough laminated cadmium rustproofed steel case with case-hardened steel shackle. Shackle diameter 5/16". Horizontal clearance: 3/4". Dual steel locking levers independently lock each shackle leg for increased protection.



| Product No. | Mfg. No. | Description | Order Mult. | Weight | Unit Cost |
|-------------|----------|---|-------------|--------|-----------|
| 244015-D | 1UP | Vertical clearance 15/16" | 1/6/24 | 1.035 | 10.49 EA |
| 244007-D | 1UPLJ | Extra length shackle, vertical clearance 2-1/2" | 1/6/24 | .913 | 13.49 EA |

Master Lock

EX Series - 4-pin cylinder. Fully shrouded EX Series make prying and cutting more difficult. The reinforced shroud, laminated steel lock body, and hardened steel shackle provide maximum resistance to attack. 2 keys per padlock.



| Product No. | Mfg. No. | Description | Order Mult. | Weight | Unit Cost |
|-------------|----------|--|-------------|--------|-----------|
| 221996-D | 1DEX | 1-3/4" wide, 5/16" shackle diameter, clearance: 13/16" vertical, 25/32" horizontal | 1/4/24 | .673 | 11.99 EA |
| 222003-D | 3DEX | 1-1/2" wide, 9/32" shackle diameter, clearance: 3/4" vertical, 5/8" horizontal | 1/4/24 | .560 | 11.49 EA |

Master Lock

Padlock - 2" wide 4-pin tumbler. Tough, laminated, cadmium rustproofed steel case; special alloy steel shackle. Shackle diameter 3/8". Dual steel locking levers independently lock each shackle leg for increased protection. Removable key-change number for added security. Shackle clearance: Horizontal 15/16"; vertical 1". Comes with 2 brass keys. Numbers following KA in pricing designates key number. All items ordered from that SKU number would be keyed alike to that number.



| Product No. | Mfg. No. | Description | Order Mult. | Weight | Unit Cost |
|-------------|------------|-------------------------------|-------------|--------|-----------|
| 223341-D | 5D | Keyed different, carded | 1/4/24 | .857 | 12.79 EA |
| 252204-D | 5DLFPF | Padlock 1-1/2" shackle | 1/4/24 | .879 | 14.99 EA |
| 222280-D | 5KA Series | Keyed alike, boxed | 1/6/24 | .833 | 13.79 EA |
| 225312-D | 5T | Keyed alike twin pack, carded | 1/6/36 | .833 | 13.79 EA |
| 244058-D | 5T | 2pk 2" Padlock | 1/6/24 | 1.692 | 22.49 EA |

MASTERLOCK

HARDWARE

Master Lock

Universal Pin Padlock - For use with Master Lock's universal pin keying system. 2" wide laminated case. 4-pin tumbler security. Dual steel levers lock both sides of case-hardened, 3/8" diameter steel shackle. 15/16" horizontal clearance.



| Product No. | Mfg. No. | Description | Order Mult. | Weight | Unit Cost |
|-------------|----------|---|-------------|--------|-----------|
| 243965-D | 5UP | Vertical clearance 1" | 1/6/24 | .801 | 12.79 EA |
| 243957-D | 5UPLF | Extra length shackle, vertical clearance 1-1/2" | 1/6/24 | .889 | 15.79 EA |

Master Lock

Padlock - 1-1/2" wide laminated steel case. Cadmium rustproofing. Self-locking steel swivel shackle, nickel-plated, diameter 1/4". Clearances: Vertical 5/8", horizontal 9/16". 2 nickel-plated steel keys, 40 key changes. Numbers following KA in pricing designates key number. All items ordered from that SKU number would be keyed alike to that number.



| Product No. | Mfg. No. | Description | Order Mult. | Weight | Unit Cost |
|-------------|----------|-----------------------------------|-------------|--------|-----------|
| 214459-D | 22D | Keyed different | 1/4/24 | .407 | 3.29 EA |
| 251453-D | 22KA | Keyed alike, boxed | 1/12/72 | .353 | 4.29 EA |
| 213646-D | 22T | Twin pack - 2 keyed alike, carded | 1/4/16 | .745 | 6.79 EA |
| 213527-D | 3009D | 4 pack - 4 keyed alike, carded | 1/4/16 | .895 | 10.79 EA |

Master Lock

Padlock - 2" wide chrome-plated solid steel body is strong, durable and resists rust and corrosion. Dual ball locking for added protection from prying and hammering. Hardened steel shackles for added protection from cutting and sawing. 5-pin cylinder for maximum pick resistance.



| Product No. | Mfg. No. | Description | Order Mult. | Weight | Unit Cost |
|-------------|-----------|------------------|-------------|--------|-----------|
| 252174-D | 532DPFSEN | 2" Steel Padlock | 1/4/24 | .968 | 14.99 EA |

Master Lock

Padlock - 1-3/4" wide chrome-plated solid steel body is strong, durable and resists rust and corrosion. Dual ball locking for added protection from prying and hammering. Hardened steel shackles for added protection from cutting and sawing. Shackle shroud for added resistance to cutting and sawing. 5-pin cylinder for maximum pick resistance.



| Product No. | Mfg. No. | Description | Order Mult. | Weight | Unit Cost |
|-------------|----------|----------------------|-------------|--------|-----------|
| 252182-D | 533DPF | 1-3/4" Steel Padlock | 1/4/24 | .771 | 22.99 EA |

Master Lock

Padlock - 1-1/2" wide solid aluminum body is lightweight, durable, and resists corrosion. Dual ball locking for added protection from prying and hammering. Hardened steel shackles for added protection from cutting and sawing. 5-pin cylinder for maximum pick resistance. Keyed different, 2" shackle and vertical clearance.



| Product No. | Mfg. No. | Description | Order Mult. | Weight | Unit Cost |
|-------------|----------|----------------|-------------|--------|-----------|
| 252263-D | 570DLHPF | 1-1/2" Padlock | 1/4/24 | .613 | 12.49 EA |

Master Lock

Padlock - 1-3/4" wide solid brass body is strong, durable, and resists corrosion. Dual ball locking for added protection from prying and hammering. Hardened steel shackles for added protection from cutting and sawing. 5-pin cylinder for maximum pick resistance. 2" shackle.



| Product No. | Mfg. No. | Description | Order Mult. | Weight | Unit Cost |
|-------------|----------|-------------------|-------------|--------|-----------|
| 252190-D | 576DLHPF | 1-1/2" Sb Padlock | 1/4/24 | .675 | 14.99 EA |

Master Lock

Shrouded Padlock - Front access keyway for ease of use. Shrouded hardened steel shackle protects against cutting. 1-3/4" wide chrome-plated zinc body for strength and durability. Matching covered key heads for easy identification. 2-position adjustable shackle. Shackle dimensions: A: 1/4", B: 5/8" to 1-1/2", C: 3/4". Keyed different. Grey body with black bumper.



| Product No. | Mfg. No. | Description | Order Mult. | Weight | Unit Cost |
|-------------|----------|-------------------------|-------------|--------|-----------|
| 212335-D | 194D | 1-3/4" Shrouded Padlock | 1/4/24 | .438 | 10.99 EA |

Master Lock

Corrozex Padlock - Rustproof 1-1/2" laminated steel padlock with chrome-plated shackle, 4-pin cylinder in silver vein colors. High-security pin tumbler mechanism resists tampering against sawing and cutting. The Corrozex coating, locks out harsh weather conditions. A lifetime - no rust guarantee. 9/32" shackle diameter, clearance 1-1/8" vertical and 5/8" horizontal. 2 keys per padlock.



| Product No. | Mfg. No. | Description | Order Mult. | Weight | Unit Cost |
|-------------|----------|--------------------------|-------------|--------|-----------|
| 222135-D | 380D | Keyed different | 1/4/24 | .517 | 9.79 EA |
| 222151-D | 380T | Twin pack, 2 keyed alike | 1/4/16 | .984 | 17.49 EA |

Master Lock

Covered Brass Padlock - Solid brass. Vinyl covers protect the lock body as well as surrounding surfaces. Lock body is constructed of solid brass for improved corrosion-resistance. Hardened steel shackles protect against sawing and cutting.



| Product No. | Mfg. No. | Description | Order Mult. | Weight | Unit Cost |
|-------------|----------|--|-------------|--------|-----------|
| 212380-D | 121T | 3/4" wide; 3-pin tumbler, solid black covered body with standard steel shackle, 2 pack keyed alike A: 5/32", B: 7/16", C: 1/4" | 1/4/24 | .200 | 6.29 EA |
| 221872-D | 131D | 1-3/16" wide, 3/16" shackle diameter, clearance: 5/8" vertical and 9/16" horizontal, black | 1/4/24 | .219 | 5.29 EA |
| 224405-D | 131Q | 4 pack, black, 1-3/16" wide, 3/16" shackle diameter, clearance: 5/8" vertical, 9/16" horizontal | 1/4/16 | .739 | 15.49 EA |
| 212326-D | 131T | 1-3/16" wide, A: 3/16", B: 5/8", C: 9/16", black, 2 pack keyed alike, black cover | 1/4/16 | .376 | 9.29 EA |
| 221880-D | 141D | 1-9/16" wide, 1/4" shackle diameter, clearance: 13/16" vertical and 13/16" horizontal, black | 1/4/24 | .350 | 6.79 EA |
| 224448-D | 141T | 2 pack, black, 1-9/16" wide, clearance: 13/16" vertical, 13/16" horizontal | 1/4/16 | .650 | 12.49 EA |

Master Lock

Brass Padlock - Solid brass. Corrosion-resistant case with satin brass finish. Brass cylinder, pin tumbler locking mechanism. Case-hardened steel shackle. 2 nickel-plated brass keys included. Carded.



| Product No. | Mfg. No. | Description | Order Mult. | Weight | Unit Cost |
|-------------|----------|---|-------------|--------|-----------|
| 200632-D | 120T | Twin pack, 3/4" wide, 3-pin tumbler, 5/32" shackle diameter, clearance: 7/16" vertical and 3/8" horizontal | 1/4/24 | .193 | 5.99 EA |
| 201332-D | 120QUAD | 4 pack, 3/4" wide, 3-pin tumbler, 5/32" shackle diameter, clearance: 7/16" vertical and 3/8" horizontal | 1/4/16 | .369 | 9.79 EA |
| 219187-D | 130D | 1-3/16" wide, 4-pin tumbler, 3/16" shackle diameter, clearance: 5/8" vertical and 9/16" horizontal | 1/4/24 | .202 | 4.79 EA |
| 219383-D | 140D | 1-9/16" wide, 4-pin tumbler, 1/4" shackle diameter, clearance: 7/8" vertical and 13/16" horizontal | 1/4/24 | .324 | 6.29 EA |
| 201340-D | 140T | Twin pack, 1-9/16" wide, 4-pin tumbler, 1/4" shackle diameter, clearance: 7/8" vertical and 13/16" horizontal | 1/6/24 | .708 | 11.49 EA |
| 219338-D | 150D | 2" wide, 5-pin tumbler, 9/32" shackle diameter, clearance: 1" vertical and 1" horizontal | 1/4/24 | .477 | 10.49 EA |
| 219374-D | 160D | 2-3/8" wide, 5-pin tumbler, 11/32" shackle diameter, clearance: 1-1/8" vertical and 1-1/4" horizontal | 1/4/24 | .490 | 12.79 EA |

Master Lock

Padlock - Tough hard-wrought laminated brass. Corrosive-resistant. Brass cylinder. 4-pin tumbler, dual brass levers to independently lock each shackle leg. Case-hardened steel shackle. 2 brass keys. Carded.



| Product No. | Mfg. No. | Description | Order Mult. | Weight | Unit Cost |
|-------------|----------|---|-------------|--------|-----------|
| 205613-D | 2D | 1-3/4" wide, 5/16" shackle diameter, clearance: 15/16" vertical and 3/4" horizontal | 1/6/24 | .583 | 14.99 EA |
| 205621-D | 4D | 1-1/2" wide, 9/32" shackle diameter, clearance: 3/4" vertical and 5/8" horizontal | 1/6/36 | .708 | 12.79 EA |
| 205648-D | 6D | 2" wide, 3/8" shackle diameter, clearance: 1" vertical and 15/16" horizontal | 1/6/24 | .875 | 18.49 EA |
| 205656-D | 8D | 1-1/8" wide, 3/16" shackle diameter, clearance: 9/16" vertical and 1/2" horizontal | 1/6/36 | .222 | 10.49 EA |

Master Lock

Resettable Combination Lock - Corrosion-resistant solid brass case. Nickel-plated, case-hardened steel shackle 5/16" thick. Independently double-locking shackle legs. Combination changer fully protected from tampering while lock is closed. Positive-action change key. Carded.



| Product No. | Mfg. No. | Description | Order Mult. | Weight | Unit Cost |
|-------------|----------|-----------------------------------|-------------|--------|-----------|
| 200589-D | 175D | 1" vertical shackle clearance | 1/4/24 | .500 | 22.49 EA |
| 200687-D | 175DLH | 2-1/4" vertical shackle clearance | 1/6/36 | .583 | 24.49 EA |

Master Lock

Round Padlock - Rekeyable. 5-pin tumbler. Replaceable case-hardened 7/16" shackle. Dual hardened steel balls lock each shackle leg independently. Rust-resistant. Triple-plated copper nickel chrome finish. Keyed differently. Carded.



| Product No. | Mfg. No. | Description | Order Mult. | Weight | Unit Cost |
|-------------|----------|--|-------------|--------|-----------|
| 200712-D | 220DPF | 2" wide, shackle clearance: 1" vertical, 3/4" horizontal | 1/6/24 | .833 | 22.99 EA |
| 200801-D | 230DPF | 2-1/2" wide, shackle clearance: 1" vertical, 15/16" horizontal | 1/6/24 | 1.292 | 26.99 EA |

MASTERLOCK

HARDWARE

Master Lock

Disc Padlock - 2-3/4" wide stainless steel body with hardened steel shackle. Small shackle opening minimizes attacks by bolt cutters, saws, files, etc. Includes 2 keys. Shackle diameter 3/8", vertical and horizontal clearance 3/4". Carded.



| Product No. | Mfg. No. | Description | Order Mult. | Weight | Unit Cost |
|-------------|----------|---------------------|-------------|--------|-----------|
| 244066-D | 40DPF | 2-3/4" Disc Padlock | 1/4/24 | .924 | 15.99 EA |

Master Lock

Stainless Steel Combination Padlock - Keyless convenience. Smooth 3-number dialing. Strong double-wall construction. Stainless steel outer case encloses heavy wrought steel inner case. Permanently lubricated rust-resistant inner working parts. Dial cannot be turned when shackle is under tension, safe guarding combination. Self-locking, automatically disarranging tumblers. Case: 1-7/8" wide. Nickel-plated steel swivel shackle, diameter 9/32". Clearances: 3/4" vertical, 13/16" horizontal. Combinations different.



| Product No. | Mfg. No. | Description | Order Mult. | Weight | Unit Cost |
|-------------|----------|---|-------------|--------|-----------|
| 214850-C | 1500D | Carded, black dial | 1/6/24 | .389 | 4.79 EA |
| 219329-D | 1500T | Twin pack, combinations alike, black dial | 1/4/16 | .779 | 10.99 EA |
| 216593-D | 1504D | Carded, red dial | 1/4/24 | .389 | 6.79 EA |
| 216682-D | 1506D | Carded, blue dial | 1/4/24 | .389 | 6.79 EA |

Master Lock

Armorlock Padlock - 1-1/2" wide laminated steel case. 4-pin tumbler. Revolving case-hardened shackle-guard. Rust-resistant nickel-plated and armour. Shackle clearance, vertical 15/16", horizontal 7/16". Comes with 2 brass keys. Resists saws and bolt cutters. For use with cables, chains or hasps. For guarding trailer on or off vehicle. Carded.



| Product No. | Mfg. No. | Description | Order Mult. | Weight | Unit Cost |
|-------------|----------|--------------------------|-------------|--------|-----------|
| 221316-D | 37D | 1-1/2" Armorlock Padlock | 1/4/24 | .705 | 15.49 EA |

Master Lock


Laminated Steel Padlock - Designed to meet the needs of contractors and small businesses. 2-1/8" wide reinforced laminated steel body. Hardened boron alloy shackle for maximum cut resistance. 5-pin cylinder helps prevent picking. Dual ball bearing locking for maximum pry-resistance. Flex Fit™ keyway cover minimizes jamming. 5/16" shackle diameter, 1-1/8" vertical and 7/8" horizontal.



| Product No. | Mfg. No. | Description | Order Mult. | Weight | Unit Cost |
|-------------|----------|----------------|-------------|--------|-----------|
| 224480-D | 911DPF | 2-1/8" Padlock | 1/4/24 | 1.116 | 21.49 EA |

Master Lock

High Security Padlock - Die-cast and solid steel body. Hardened boron alloy shackle for superior cut resistance. 5-pin tumbler cylinder for added security. Removable cylinder can be replaced or repinned. Industrial grade materials to withstand attacks. 2 keys included. Carded.



| Product No. | Mfg. No. | Description | Order Mult. | Weight | Unit Cost |
|-------------|----------|--|-------------|--------|-----------|
| 224464-D | 930DPF | 2-1/2" wide, 7/16" shackle diameter, clearance: 1-1/8" vertical, 7/8" horizontal | 1/4/24 | 1.483 | 27.99 EA |
| 224472-D | 930DLHPF | 2-1/2" wide, 7/16" shackle diameter, clearance: 2" vertical 7/8" horizontal | 1/4/24 | 1.500 | 31.49 EA |

Master Lock

Shrouded Padlocks - 2-1/8" wide body. Designed to meet the needs of contractors and small businesses. Solid metal shroud for maximum pry and cut-resistance. Reinforced laminated steel body for superior strength. Hardened boron alloy shackle for maximum cut-resistance. Removable 5-pin cylinder helps prevent picking. Dual ball bearing locking for maximum pry-resistance. 5/16" shackle diameter, clearance: 3/4" vertical and 7/8" horizontal.



| Product No. | Mfg. No. | Description | Order Mult. | Weight | Unit Cost |
|-------------|----------|-------------------------|-------------|--------|-----------|
| 224499-D | 931DPF | 2-1/8" Shrouded Padlock | 1/4/24 | 1.483 | 29.49 EA |

Master Lock

Combination Padlock - This twice as pry resistant as other combination padlocks is also scratch proof with an ABS plastic cover, around a titanium reinforced high-strength body. Dual ball bearing locking mechanism and hardened steel shackle makes this padlock bolt-cutter tough. The combination scrambles when closing shackle automatically safeguarding your possessions. Body: 1-7/8" wide. Shackle dimensions: A: 1/4, B: 15/16", C: 15/16". Color: Black. Carded.



| Product No. | Mfg. No. | Description | Order Mult. | Weight | Unit Cost |
|-------------|----------|---------------------|-------------|--------|-----------|
| 213535-C | 2050XD | Combination Padlock | 1/4/24 | .792 | 10.49 EA |

Master Lock

Access Key Storage - You no longer have to hide the key under a mat or in the flower pot. Key storage compartment holds over 5 door or car keys. Resettable combination, select a 4-digit number that you will remember. Solid die-cast body is reinforced to withstand hammering and sawing. Zinc lock body and shutter are weather-resistant for years of dependable operation. Molded bumper and vinyl-coated shackle prevent scratches to your door. Attractive design blends with decor to minimize attention. Choose the moveable shackle mount or the permanent wall mount. The wall mount will fasten to any wall, screws are included.



| Product No. | Mfg. No. | Description | Order Mult. | Weight | Unit Cost |
|-------------|----------|--------------------------------|-------------|--------|-----------|
| 203112-C | 5400D | Moveable with shackle, 3-9/16" | 1/0/4 | .500 | 32.49 EA |
| 203121-C | 5401D | Wall mount, 3-3/8" | 1/0/4 | .500 | 31.49 EA |

Master Lock

Python Adjustable Locking Cable - 6' x 3/8" cable. The Python adjustable locking cable adjusts to perfectly fit a wide range of security needs. Cut-resistant 100% steel braided cable. Tie-down convenience, hold feature prevents slack when cinching cable tight. Ultimate flexibility, cable length adjusts from 1' to 6'. Velcro strap holds excess cable. Nonscratch vinyl-coated cable. Rust-resistant lock body and cable. 3 key positions.



| Product No. | Mfg. No. | Description | Order Mult. | Weight | Unit Cost |
|-------------|----------|-----------------|-------------|--------|-----------|
| 257540-B | 8413XDPF | 6 Locking Cable | 1/0/6 | 1.633 | 22.49 EA |

Master Lock

Self-Coiling Cable - Clear vinyl, 1/4" diameter cable. 6' long. 2500 lb. pull strength.



| Product No. | Mfg. No. | Description | Order Mult. | Weight | Unit Cost |
|-------------|----------|----------------------|-------------|--------|-----------|
| 209526-D | 65D | 6 Self-coiling Cable | 1/2/16 | .696 | 6.79 EA |

Master Lock

Bike Lock - 4-wheel barrel combination lock. Extra-long, extra-tough, self-coiling 4' steel cable. 3/16" diameter. Vinyl coating protects bike finish. Carded.



| Product No. | Mfg. No. | Description | Order Mult. | Weight | Unit Cost |
|-------------|----------|-------------------|-------------|--------|-----------|
| 239828-D | 8143DSG | 4 Cable Bike Lock | 1/6/48 | .713 | 6.29 EA |

Master Lock

6' Cable Lock - Integrated cable and lock mechanism with keyway cover to guard against jamming and freezing. Self-coiling vinyl coated cable prevents marring and scratching. 3/16" diameter cable. 2 brass keys. Carded.



| Product No. | Mfg. No. | Description | Order Mult. | Weight | Unit Cost |
|-------------|----------|--------------|-------------|--------|-----------|
| 201316-D | 8124DSG | 6 Cable Lock | 1/6/24 | .313 | 13.49 EA |

Master Lock

Steel Cables - Cable with loops. 3/8" diameter, 6' long, braided steel cable with loops. Steel wires for strength and flexibility. Galvanized steel cable and protective sleeves for superior rust resistance. Vinyl coating to help prevent scratching. Recommend use with laminated locks, solid steel locks, and mini U-locks.



| Product No. | Mfg. No. | Description | Order Mult. | Weight | Unit Cost |
|-------------|----------|---------------|-------------|--------|-----------|
| 252220-D | 78DPF | 6 Steel Cable | 1/4/16 | 1.148 | 9.49 EA |

Master Lock

Braided Steel Cable - Heavy-duty cable 4" length 3/8" outside diameter of cable/chain. Galvanized steel cable resists rusting. Braided steel wires for strength steel wires for strength and flexibility. Black vinyl coating helps prevent scratching. Convenient loops with rust-resistant sleeves and scratch guards. Recommended use with laminated, solid steel and mini U-locks.



| Product No. | Mfg. No. | Description | Order Mult. | Weight | Unit Cost |
|-------------|----------|-----------------------|-------------|--------|-----------|
| 212371-D | 85DPF | 4 Braided Steel Cable | 1/4/16 | 1.024 | 8.29 EA |

Master Lock

Resettable Combination Cable Lock - 3/8" diameter, 5' long, braided steel cable with resettable combination is personalizable with your easy to remember code. Steel wires for strength and flexibility. Vinyl coating to help prevent scratching.



| Product No. | Mfg. No. | Description | Order Mult. | Weight | Unit Cost |
|-------------|----------|-------------------------|-------------|--------|-----------|
| 252212-D | 8119DPF | 5 Resettable Cable Lock | 1/4/16 | 1.616 | 14.99 EA |

MASTERLOCK

HARDWARE

Master Lock

Integrated Keyed Cable Lock - 3/8" diameter, 6' long, braided steel cable with integrated keyed locking mechanism for strong pick resistance. Vinyl coating to help prevent scratching.



| Product No. | Mfg. No. | Description | Order Mult. | Weight | Unit Cost |
|-------------|----------|--------------------|-------------|--------|-----------|
| 252239-D | 8154DPF | 6 Keyed Cable Lock | 1/4/16 | 1.317 | 13.99 EA |

Master Lock

Combination Padlock Cable - Flexible intertwined steel aircraft cable, red vinyl coated. Permanently attached to Master model No. 1500 combination padlock, 1-7/8" wide stainless steel case. 3-number dialing, automatic locking inner parts rust-resistant. Handy to carry, easy to use. Carded.



| Product No. | Mfg. No. | Description | Order Mult. | Weight | Unit Cost |
|-------------|----------|---------------------------|-------------|--------|-----------|
| 239771-D | 1519D | Combination Padlock Cable | 1/6/48 | .215 | 11.49 EA |

Master Lock

U-lock - 3-11/16" wide steel lock body for strength. Double locking shackle for maximum pry resistance. Hardened steel shackle resists cutting and sawing. Vinyl-covered body and shackle prevents scratching. 7-pin tumbler for extreme pick resistance. Ideal for use with heavy-duty cable and chain. Black.



| Product No. | Mfg. No. | Description | Order Mult. | Weight | Unit Cost |
|-------------|----------|-------------|-------------|--------|-----------|
| 252247-D | 8118DPF | Mini U-lock | 1/4/24 | .289 | 21.99 EA |

Master Lock

Safety Hasp - Rugged security hasp that matches the Master padlocks. Patented design. Heavy hard wrought steel, ribbed for maximum strength. Tapered design, with rolled edges to conceal screws and prevent prying. Exclusive pinless hinge for added security. Cadmium rustproofing. Extra strong rounded staple of hardened steel. Complete with 7 screws.



| Product No. | Mfg. No. | Description | Order Mult. | Weight | Unit Cost |
|-------------|----------|-------------|-------------|--------|-----------|
| 200302-D | 703D | 3-1/2" | 1/4/24 | .279 | 4.29 EA |
| 214976-D | 704DPF | 4-1/2" | 1/4/24 | .487 | 5.29 EA |

Master Lock

Safety Hasp - 6" hardened steel super security hasp, with reinforced hinge. Made especially for big padlocks, such as the Master No. 15 series. Tapered design, with rolled edges to conceal screws and prevent prying. Ribbed for maximum strength. Cadmium rustproofing. Extra strong rounded staple of hardened alloy steel. Complete with 9 mounting screws plus 2 bolts for added strength when needed.



| Product No. | Mfg. No. | Description | Order Mult. | Weight | Unit Cost |
|-------------|----------|----------------|-------------|--------|-----------|
| 221156-D | 706D | 6" Safety Hasp | 1/4/24 | .948 | 10.49 EA |

Master Lock

Hasplock - Rugged 1-3/4" wide laminated steel attached to heavy-duty slide bolt and 4-1/2" steel hasp. Pinless hinge. Tapered with rolled edges to conceal screws. Cadmium rustproofing. 7 screws and 2 keys. Maximum protection for homes, garages, sheds, and trucks. 6 per carton.



| Product No. | Mfg. No. | Description | Order Mult. | Weight | Unit Cost |
|-------------|----------|-----------------|-------------|--------|-----------|
| 208901-D | 475D | 4-pin Hasp Lock | 1/6/36 | 1.111 | 18.79 EA |

Master Lock

Hasplock - Warded security in a laminated steel hasplock. Combines sturdy 4-1/2" steel hasp, heavy slide bolt and 1-3/4" wide laminated steel padlock. All in 1 handy unit. Works on doors, opening either right or left. Powerful pinless hinge. Extra-strong rounded staple of hardened steel. Tapered design, with rolled edges to conceal screws. Cadmium rustproofing. Complete with 7 cadmium plated screws. 2 nickel-plated steel keys, 60 changes. Keyed differently.



| Product No. | Mfg. No. | Description | Order Mult. | Weight | Unit Cost |
|-------------|----------|-------------|-------------|--------|-----------|
| 214967-D | 450D | Hasplock | 1/4/24 | 1.087 | 13.79 EA |

Master Lock

High-Security Single Hinge Hasp - Hardened steel hasp with a hardened boron alloy staple for maximum strength. Protects against cutting and sawing. Rolled edges protect against prying and conceal mounting screws. Single hinge design for most corners and angles to secure hard to lock property. 6-1/4".



| Product No. | Mfg. No. | Description | Order Mult. | Weight | Unit Cost |
|-------------|----------|-----------------------|-------------|--------|-----------|
| 201375-D | 720DPF | 6-1/4" Sgl Hinge Hasp | 1/4/24 | .750 | 9.99 EA |

HARDWARE

HARDWARE

MASTERLOCK

Master Lock

High-Security Double Hinge Hasp - 7-3/4". Hardened steel hasp with a hardened boron alloy staple for maximum strength. Protects against cutting and sawing. Rolled edges protect against prying and conceal mounting screws. Double hinge design for the most corners and angles to secure hard-to-lock property.



| Product No. | Mfg. No. | Description | Order Mult. | Weight | Unit Cost |
|-------------|----------|-----------------------|-------------|--------|-----------|
| 201405-D | 722D | 7-3/4" Dbl Hinge Hasp | 1/4/24 | .958 | 11.49 EA |

Master Lock

Straight Bar Hasp - 7-1/4". Zinc-plated hardened steel for added strength and weatherability. Hardened steel staple resists cutting, sawing, and hammering. Hasp body conceals mounting hardware. Mounting hardware included for easy installation.



| Product No. | Mfg. No. | Description | Order Mult. | Weight | Unit Cost |
|-------------|----------|-------------------|-------------|--------|-----------|
| 252255-D | 730DPF | Straight Bar Hasp | 1/4/24 | 1.458 | 9.79 EA |

National Mfg.

Coat And Hat Hook - National's catalog No. V160. Die-cast zinc. Projection: 3". Packed 2 each in visual pack with screws.



| Product No. | Mfg. No. | Description | Order Mult. | Weight | Unit Cost |
|-------------|----------|--------------|-------------|--------|-----------|
| 234721-C | N154575 | Bright brass | 5/0/25 | .234 | 2.79 PK |
| 242144-C | N192781 | Nickel | 1/5/25 | .237 | 2.29 PK |
| 200069-C | N248369 | White | 1/5/20 | .210 | 2.79 PK |

National Mfg.

Gallery Series Single Clothes Hook - 162 series. Single hook designed to be mounted on a door or wall to hold coats, hats, and other garments. Decorative ball tip design. Zinc die-cast.



| Product No. | Mfg. No. | Description | Order Mult. | Weight | Unit Cost |
|-------------|----------|-------------------------------|-------------|--------|-----------|
| 214994-E | N327676 | White, 2 per bag | 1/15/75 | .025 | 2.79 BG |
| 214985-E | N243733 | Bright brass, 2 per bag | 1/10/40 | .031 | 2.79 BG |
| 215007-E | N274183 | Chrome, 2 per bag | 1/15/60 | .031 | 2.79 BG |
| 215010-D | N330795 | Oil rubbed bronze, 2 per card | 1/5/25 | .045 | 2.79 CD |
| 215023-D | N325498 | Pewter, 2 per card | 1/5/25 | .045 | 2.79 CD |
| 215038-D | N325506 | Satin nickel, 2 per card | 1/5/25 | .045 | 2.79 CD |

National Mfg.

Spring Hinge - Polished brass finish. 2" x 1-3/4". Packed 2 per card with screws.



| Product No. | Mfg. No. | Description | Order Mult. | Weight | Unit Cost |
|-------------|----------|---------------------|-------------|--------|-----------|
| 243361-C | N240481 | 2" Brs Spring Hinge | 1/5/30 | .642 | 4.49 CD |

National Mfg.

Sash Lift - Manufactured of cold-rolled steel. Designed for use with double-hung and sliding windows, small doors, and other applications. Size: 1-1/2". Bright brass finish. Packed 2 each in a visual pack with screws.



| Product No. | Mfg. No. | Description | Order Mult. | Weight | Unit Cost |
|-------------|----------|--------------|-------------|--------|-----------|
| 242349-C | N115691 | Bb Sash Lift | 1/5/25 | .115 | 2.79 EA |

National Mfg.

Surface Bolt - Gallery Series. Solid brass. Polished brass finish. For casement windows and French, twin, or Dutch doors. Extra long throw with bolt held in position by tension spring. Will not mar wood surface. Includes concealed base. Universal and mortise strikes. Available in 2", 3", and 4".



| Product No. | Mfg. No. | Description | Order Mult. | Weight | Unit Cost |
|-------------|----------|-----------------|-------------|--------|-----------|
| 241288-C | N197962 | 2" Surface Bolt | 1/5/15 | .172 | 5.29 EA |
| 216590-C | N197970 | 3" Surface Bolt | 1/5/15 | .175 | 6.29 EA |
| 241296-C | N197988 | 4" Surface Bolt | 1/5/15 | .268 | 6.29 EA |

Tell Mfg. Inc.


Strap Bolt - 8" strap bolt, brushed chrome steel (26D). Screws included.



| Product No. | Mfg. No. | Description | Order Mult. | Weight | Unit Cost |
|-------------|----------|-------------------|-------------|--------|-----------|
| 201720-D | SB42826 | 8" Chr Strap Bolt | 1/0/10 | 1.100 | 29.99 EA |

Baldwin Hdwe.

Surface Bolt - Solid extruded brass. Polished brass finish. Concealed screw installation. Tension spring holds bolt in position. Universal and mortise strikes and screws included.



| Product No. | Mfg. No. | Description | Order Mult. | Weight | Unit Cost |
|-------------|----------|-------------|-------------|--------|-----------|
| 222941-D | 0322-030 | 4" length | 1/0/10 | .220 | 19.79 EA |
| 234192-D | 0324-030 | 6" length | 1/0/10 | .325 | 22.49 EA |

DOOR STOPS

National Mfg.


Spring Door Stop - National's catalog No. V230. Die-cast zinc base. Flexible stop with 3" projection. Has sharply pointed drive screw. Nonmar tip. Packed 2 each in visual pack.



| Product No. | Mfg. No. | Description | Order Mult. | Weight | Unit Cost |
|-------------|----------|---------------|-------------|--------|-----------|
| 234482-C | N126607 | Bright brass | 1/5/25 | .090 | 1.49 PK |
| 235873-D | N159020 | Antique brass | 1/5/25 | .090 | 1.79 PK |

National Mfg.

Door Stop Tips - Manufactured of durable nomar plastic. For use with National's catalog No. V230 and V231 door stops. White finish. Packed 6 each in a visual pack.



| Product No. | Mfg. No. | Description | Order Mult. | Weight | Unit Cost |
|-------------|----------|--------------------|-------------|--------|-----------|
| 242047-C | N181404 | Wht Door Stop Tips | 1/5/25 | .028 | .89 PK |

National Mfg.

Rigid Door Stop - Solid die-cast zinc stop with 3" projection. Nonmar tip. Bright brass finish. Packed 2 each in a visual pack.



| Product No. | Mfg. No. | Description | Order Mult. | Weight | Unit Cost |
|-------------|----------|------------------------|-------------|--------|-----------|
| 234428-D | N154492 | 3" Brs Rigid Door Stop | 1/5/25 | .142 | 1.79 PK |

National Mfg.

Broad Spring Door Stop - Die-cast zinc base. Steel wire spring with wide base for better support. White nomar tip. 3" projection. Bright brass finish. Packed 2 each in a visual pack with screws.



| Product No. | Mfg. No. | Description | Order Mult. | Weight | Unit Cost |
|-------------|----------|----------------------|-------------|--------|-----------|
| 242055-D | N184291 | Brs Door Spring Stop | 1/5/25 | .772 | 1.99 PK |

National Mfg.

Floor Door Stop - Die-cast zinc angle stop with nonmar tip. Packed 1 each in a visual pack with screws. Bright brass finish.



| Product No. | Mfg. No. | Description | Order Mult. | Weight | Unit Cost |
|-------------|----------|--------------------|-------------|--------|-----------|
| 234151-C | N154500 | Bb Floor Door Stop | 1/5/30 | .103 | 1.49 PK |

HARDWARE

National Mfg.

Hinge Door Stop - National's catalog No. V234. Die-cast zinc. Mounts easily on door hinges by removing hinge pin, sliding stop over the pin and reinserting the pin in the hinge. Adjusts without tools to control how far the door opens. 1-7/8" projection. Packed 1 each in visual pack.



| Product No. | Mfg. No. | Description | Order Mult. | Weight | Unit Cost |
|-------------|----------|---------------|-------------|--------|-----------|
| 234124-C | N154526 | Bright brass | 1/5/25 | .120 | 1.99 PK |
| 242063-D | N159046 | Antique brass | 1/5/25 | .125 | 2.29 PK |
| 256560-C | N248401 | White | 1/5/50 | .129 | 2.29 PK |

National Mfg.

Soft Jamb Door Stop - Molded plastic body with a steel screw. 3-1/4" projection. 1-piece flexible design. Will not rust. Childproof; no loose cap to swallow, no springs to pinch, and no sharp edges to cut. White finish. Packed 2 each in a visual pack.



| Product No. | Mfg. No. | Description | Order Mult. | Weight | Unit Cost |
|-------------|----------|--------------------|-------------|--------|-----------|
| 242071-D | N191510 | Soft Jam Door Stop | 1/5/25 | .388 | 2.29 PK |

National Mfg.

Heavy-Duty Rigid Door Stop - National's catalog No. V238. Die-cast zinc body with a rubber tip. 3" projection. Decorative design. Packed 2 each in a visual pack.



| Product No. | Mfg. No. | Description | Order Mult. | Weight | Unit Cost |
|-------------|----------|--------------|-------------|--------|-----------|
| 242098-C | N199372 | Bright brass | 1/5/25 | .218 | 2.79 PK |
| 203835-C | N273599 | Satin chrome | 1/5/30 | .232 | 2.79 PK |

National Mfg.

Kickdown Door Stop - National's catalog No. V238. Die-cast zinc body with a rubber tip. Ribbed rubber tip for positive holding. Spring design holds the stop in the up position. Length of arm 4". Packed 1 each in a visual pack with screws. Refer to model No. N225557 for replacement tip.



| Product No. | Mfg. No. | Description | Order Mult. | Weight | Unit Cost |
|-------------|----------|--------------|-------------|--------|-----------|
| 242101-C | N184259 | Bright brass | 1/5/25 | .380 | 3.79 PK |
| 242128-C | N184275 | Chrome | 1/5/25 | .381 | 3.79 PK |

Universal

Magnetic Door Stop And Holder - Functions as door stop and/or door holder. Manufactured of zinc die-cast. Open the door fully and the magnet will hold it in place. Pull the door gently to release. Ideal for offices, homes, and many other places. Screws included.




| Product No. | Mfg. No. | Description | Order Mult. | Weight | Unit Cost |
|-------------|----------|---------------------|-------------|--------|-----------|
| 207369-C | MDHCUS15 | Satin nickel finish | 1/0/10 | .500 | 13.49 CD |
| 207378-C | MDHCUS3 | Brass finish | 1/0/10 | .500 | 16.49 CD |

HARDWARE

National Mfg.

Softstop® Door Stop - Air cushioned door stop. Protects walls. Covers minor damage or marks on wall. Easy installation. Permanent self-adhesive backing. Soft plastic. 2-3/8" diameter. 1" projection. 2 per card.



| Product No. | Mfg. No. | Description | Order Mult. | Weight | Unit Cost |
|-------------|----------|-------------|-------------|--------|-----------|
| 209147-D | N213587 | Brown | 1/0/5 | .100 | 4.29 CD |
| 209155-D | N213579 | Almond | 1/0/5 | .100 | 4.29 CD |
| 209163-D | N213561 | White | 1/0/5 | .100 | 4.29 CD |

National Mfg.

Softstop® Cover-Up - Octagonal shape. 5" x 5". Covers previous wall damage. Protects wall from door knob damage. Cushions door impact. Easy installation. Permanent self-adhesive backing. Hard plastic cover-up with soft plastic door stop. Size: 5" x 5". 1-1/2" projection.



| Product No. | Mfg. No. | Description | Order Mult. | Weight | Unit Cost |
|-------------|----------|-------------|-------------|--------|-----------|
| 209112-D | N213595 | Almond | 1/0/2 | .500 | 5.99 CD |
| 256501-C | N246041 | White | 1/2/18 | .432 | 5.29 PK |

National Mfg.

Wedge Door Stop - Holds door with up to 1-1/2" clearance. Flexible rubber. Brown. 2 per card.



| Product No. | Mfg. No. | Description | Order Mult. | Weight | Unit Cost |
|-------------|----------|--------------------|-------------|--------|-----------|
| 232149-D | N213603 | 5" Wedge Door Stop | 1/0/5 | .380 | 4.79 CD |

National Mfg.

Handrail Bracket - Complete in a visual pack with 1-1/2" x 10 oval head screws for handrail straps.



| Product No. | Mfg. No. | Description | Order Mult. | Weight | Unit Cost |
|-------------|----------|--|-------------|--------|-----------|
| 217937-C | N159566 | Handrail bracket, antique brass finish, 1 per pack | 1/5/25 | .363 | 3.79 PK |
| 235800-C | N112888 | Handrail bracket, brass finish, 1 per pack | 1/5/40 | .373 | 2.99 PK |
| 200050-C | N248351 | Handrail bracket, white, finish, 1 per pack | 1/5/25 | .366 | 3.49 PK |

National Mfg.

Gallery Series Handrail Bracket - 112 series. Designed to secure wooden handrail to a wall, stud, or other structurally sound surface. Bracket and strap are designed to adjust to any stairway angle. Zinc die-cast.



| Product No. | Mfg. No. | Description | Order Mult. | Weight | Unit Cost |
|-------------|----------|-------------------------------|-------------|--------|-----------|
| 214896-D | N327627 | White, 1 per bag | 1/10/50 | .061 | 3.79 BG |
| 214903-D | N243667 | Bright brass, 1 per bag | 1/10/40 | .076 | 3.29 BG |
| 214912-D | N274266 | Chrome, 1 per bag | 1/10/100 | .031 | 3.79 BG |
| 214921-D | N330738 | Oil rubbed bronze, 1 per card | 1/5/25 | .067 | 3.99 CD |
| 214958-D | N325530 | Pewter, 1 per card | 1/5/25 | .067 | 3.79 CD |
| 214973-D | N325548 | Satin nickel, 1 per card | 1/5/25 | .067 | 3.79 CD |

National Mfg.

Single Clothes Hook - National's catalog No. V162. Die-cast zinc. Projection: 1-9/16". Base: 1". Packed 2 each in a visual pack with screws.



| Product No. | Mfg. No. | Description | Order Mult. | Weight | Unit Cost |
|-------------|----------|--------------|-------------|--------|-----------|
| 242160-C | N199190 | Nickel | 1/5/25 | .163 | 2.49 PK |
| 242179-C | N199182 | Bright brass | 1/5/25 | .163 | 2.49 PK |
| 200077-C | N248377 | White | 1/5/25 | .163 | 2.49 PK |

National Mfg.

Double Clothes Hook - National's catalog No. V163. Die-cast zinc. Projection: 1-1/16". Base: 1". Packed 2 each in a visual pack with screws.



| Product No. | Mfg. No. | Description | Order Mult. | Weight | Unit Cost |
|-------------|----------|--------------|-------------|--------|-----------|
| 242187-C | N199224 | Bright brass | 1/5/25 | .224 | 2.79 EA |
| 242195-C | N199232 | Nickel | 1/5/25 | .225 | 2.79 PK |
| 200085-C | N248385 | White | 1/5/25 | .224 | 2.79 PK |

National Mfg.

Garment Hook - Die-cast zinc. Projection: 3-5/16". Height: 5-5/16". Packed 1 each in a visual pack with screws. Bright brass or white finish.



| Product No. | Mfg. No. | Description | Order Mult. | Weight | Unit Cost |
|-------------|----------|------------------|-------------|--------|-----------|
| 242209-D | N199265 | Bb Garment Hook | 1/5/25 | .275 | 3.29 EA |
| 200093-C | N248393 | Wht Garment Hook | 1/5/25 | .275 | 3.49 PK |

HOOKS

National Mfg.

Under Shelf Hook - Die-cast zinc. Mounts underneath flat surface. Packed 2 each in a visual pack. Bright brass, nickel, or white finish. Projection 2-1/2".



| Product No. | Mfg. No. | Description | Order Mult. | Weight | Unit Cost |
|-------------|----------|----------------------|-------------|--------|-----------|
| 246832-C | N245811 | Brs Under Shelf Hook | 1/5/25 | .288 | 3.49 PK |
| 246840-C | N245837 | Nkl Under Shelf Hook | 1/5/25 | .293 | 3.49 PK |
| 246859-C | N245852 | Wht Under Shelf Hook | 1/5/25 | .294 | 3.99 PK |

H. B. Ives

Coat And Hat Hook - Artisan Series all-purpose hook in traditional design. Solid brass construction. Mounts anywhere. 3" projection.



| Product No. | Mfg. No. | Description | Order Mult. | Weight | Unit Cost |
|-------------|-------------|----------------------------------|-------------|--------|-----------|
| 200721-C | CP571MB619 | Satin nickel finish (619) finish | 1/0/5 | .300 | 7.29 EA |
| 219686-C | CP571MB-613 | Oil rubbed bronze (613) finish | 1/0/5 | .300 | 7.29 EA |

H. B. Ives

Single Wardrobe Hook - Artisan Series. Compact hook design, ideal for behind doors. Solid brass design. Traditional design fits any decor. 1-11/16" projection.



| Product No. | Mfg. No. | Description | Order Mult. | Weight | Unit Cost |
|-------------|-------------|--------------------------------|-------------|--------|-----------|
| 200730-C | CP581MB-619 | Satin nickel (619) finish | 1/0/5 | .280 | 9.99 EA |
| 219695-C | CP581MB-613 | Oil rubbed bronze (613) finish | 1/0/5 | .280 | 9.99 EA |
| 219908-C | CP581MB-620 | Antique pewter (620) finish | 1/0/5 | .280 | 9.99 EA |

H. B. Ives

Double Wardrobe Hook - Artisan Series. Compact hook design, ideal for behind doors. Solid brass design. Traditional design fits any decor. 1-1/8" projection.



| Product No. | Mfg. No. | Description | Order Mult. | Weight | Unit Cost |
|-------------|-------------|--------------------------------|-------------|--------|-----------|
| 200749-C | CP582MB-619 | Satin nickel (619) finish | 1/0/5 | .280 | 11.49 EA |
| 219702-C | CP582MB-613 | Oil rubbed bronze (613) finish | 1/0/5 | .280 | 11.49 EA |
| 219917-C | CP582MB-620 | Antique pewter (620) finish | 1/0/5 | .280 | 11.49 EA |

H. B. Ives

Coat And Hat Hook - Solid brass. Bright brass finish. 3" projection on top hook.



| Product No. | Mfg. No. | Description | Order Mult. | Weight | Unit Cost |
|-------------|----------|-----------------|-------------|--------|-----------|
| 205030-D | C571MB3 | Coat & Hat Hook | 1/0/5 | .300 | 6.29 CD |

HARDWARE

H. B. Ives

Wardrobe Hook - Single hook. Solid brass. Bright brass finish. Base: 1-1/8" x 1-1/8". 1-11/16" projection.



| Product No. | Mfg. No. | Description | Order Mult. | Weight | Unit Cost |
|-------------|----------|---------------|-------------|--------|-----------|
| 205076-D | C581MB3 | Wardrobe Hook | 1/0/5 | .140 | 4.49 CD |

H. B. Ives

Wardrobe Hook - Double hook. Solid brass. Bright brass finish. Base: 1-1/8" x 1-1/8". 1-1/8" projection.



| Product No. | Mfg. No. | Description | Order Mult. | Weight | Unit Cost |
|-------------|----------|-------------------|-------------|--------|-----------|
| 205307-D | C582MB3 | Brs Wardrobe Hook | 1/0/5 | .300 | 5.49 CD |

H. B. Ives

Coat And Hat Hook - 3" projection on top hook. Epoxy-coated aluminum. Bright brass finish. Bulk pack poly bag.



| Product No. | Mfg. No. | Description | Order Mult. | Weight | Unit Cost |
|-------------|----------|-----------------|-------------|--------|-----------|
| 205405-D | SP571A3 | Coat & Hat Hook | 1/0/25 | .076 | .89 EA |

H. B. Ives

Wardrobe Hook - Epoxy-coated aluminum. Bright brass finish. Bulk pack poly bag.



| Product No. | Mfg. No. | Description | Order Mult. | Weight | Unit Cost |
|-------------|----------|---------------------------------|-------------|--------|-----------|
| 205441-D | SP581A3 | Single hook 1-11/16" projection | 1/0/50 | .048 | .99 EA |
| 205450-C | SP582A3 | Double hook 1-1/8" projection | 1/0/25 | .068 | .99 EA |

H. B. Ives

Handrail Bracket - Epoxy-coated aluminum. Base: 2-1/4" H. x 1-3/8" W. Bright brass finish. Bulk pack poly bag.



| Product No. | Mfg. No. | Description | Order Mult. | Weight | Unit Cost |
|-------------|----------|------------------|-------------|--------|-----------|
| 205316-D | SP059A3 | Handrail Bracket | 1/0/20 | .160 | 1.79 EA |

HARDWARE

National Mfg.

Zinc Plate Staple - Packed with screws.



| Product No. | Mfg. No. | Description | Order Mult. | Weight | Unit Cost |
|-------------|----------|---|-------------|--------|-----------|
| 210211-C | N236794 | Plate size 1-1/16" x 1-1/8" has a staple projection of 9/16", for use with 3" and 4" hasps | 0/0/20 | .066 | .99 EA |
| 210220-D | N236802 | Plate size 1-5/8" x 1-1/4" has a staple projection of 5/8", for use with 3-1/4", 4-1/2", and 6" hasps | 0/0/20 | .084 | 1.29 EA |

National Mfg.


Zinc Hasp - For use on chests and boxes. All screws are covered when hasp is locked. Individually packed with screws in a visual pack.



| Product No. | Mfg. No. | Description | Order Mult. | Weight | Unit Cost |
|-------------|----------|--------------------------|-------------|--------|-----------|
| 234865-C | N103259 | 3-1/4" Double Hinge Hasp | 1/5/40 | .408 | 3.49 PK |
| 210391-C | N103291 | 4-1/2" Double Hinge Hasp | 1/5/40 | .473 | 4.79 PK |

National Mfg.

Safety Hasp - V30 series. Cold-rolled steel, all screws concealed. Packed in a visual pack with screws. Zinc, brass, or galvanized finish.



| Product No. | Mfg. No. | Description | Order Mult. | Weight | Unit Cost |
|-------------|----------|-------------------------|-------------|--------|-----------|
| 229265-C | N102178 | 2-1/2" Brs Safety Hasp | 1/5/25 | .167 | 1.99 PK |
| 212825-D | N102020 | 1-3/4" Zinc Safety Hasp | 1/5/100 | .072 | 1.29 PK |
| 234856-D | N102053 | 1-3/4" Brs Safety Hasp | 1/5/50 | .093 | 1.49 PK |
| 210328-D | N102145 | 2-1/2" Zinc Safety Hasp | 1/5/50 | .134 | 1.79 PK |
| 210337-C | N102277 | 3-1/4" Zinc Safety Hasp | 1/5/30 | .250 | 1.79 PK |
| 210346-C | N102384 | 4-1/2" Zinc Safety Hasp | 1/5/30 | .331 | 2.49 PK |
| 210319-C | N102459 | 6" Zinc Safety Hasp | 1/5/50 | .513 | 3.49 PK |
| 234874-C | N102517 | 7" Zinc Safety Hasp | 1/2/8 | 1.793 | 11.49 PK |

National Mfg.

Draw Hasp - Draws, latches, and secures doors closed. Aligns door and jamb for a tight fit between door and door frame. Design of latch protects the padlock shackle and covers installation screws for ultimate security. Available zinc-plated in 2-3/4" or 4". Includes matching round head Phillips screws.



| Product No. | Mfg. No. | Description | Order Mult. | Weight | Unit Cost |
|-------------|----------|-----------------------|-------------|--------|-----------|
| 230715-D | N208512 | 2-3/4" Zinc Draw Hasp | 1/5/25 | .120 | 2.79 EA |
| 230731-D | N210872 | 4" Zinc Draw Hasp | 1/5/25 | .380 | 4.49 EA |

HOOKS

National Mfg.

Draw Hasp With Key Lock - Draws, latches, and secures doors closed. Aligns door and jamb for a tight fit between door and door frame. Specially designed built-in lock is pick-resistant for added security. 5" zinc-plated. Includes matching round head Phillips screws.



| Product No. | Mfg. No. | Description | Order Mult. | Weight | Unit Cost |
|-------------|----------|-------------------|-------------|--------|-----------|
| 230782-D | N211003 | 5" Zinc Draw Hasp | 1/2/10 | .700 | 11.49 EA |

National Mfg.

Door Pull - Wrought steel zinc finish. Packed with screws.



| Product No. | Mfg. No. | Description | Order Mult. | Weight | Unit Cost |
|-------------|----------|---|-------------|--------|-----------|
| 206985-C | N100115 | 6-1/2" overall, 1" x 9" screw size | 1/5/30 | .326 | 1.99 PK |
| 207001-C | N100313 | 6-3/4" overall, 1" x 9" screw size | 1/0/5 | .388 | 2.49 PK |
| 206574-D | N162594 | Extra heavy 6-3/4", 1" x 9" screw size white vinyl-coated | 1/5/15 | .456 | 5.29 PK |

National Mfg.

Door Pull - Cold-rolled steel. Packed in visual pack with 1" x 8" oval head screws. 1 per pack.



| Product No. | Mfg. No. | Description | Order Mult. | Weight | Unit Cost |
|-------------|----------|----------------------------|-------------|--------|-----------|
| 207029-C | N116715 | 6-1/2", zinc finish | 1/5/25 | .238 | 2.49 PK |
| 234749-C | N116764 | 6-1/2", satin brass finish | 1/5/25 | .240 | 3.29 PK |
| 206592-D | N116699 | 6-1/2", black finish | 1/5/25 | .258 | 3.29 PK |
| 234730-C | N116889 | 5-1/2", satin brass finish | 1/5/40 | .184 | 2.79 PK |
| 234758-C | N116855 | 5-1/2", zinc finish | 1/5/40 | .188 | 2.29 PK |
| 206529-D | N116830 | 5-1/2", black finish | 1/5/40 | .187 | 2.79 PK |

National Mfg.

Door Pull - 4-3/4" overall. Cold-rolled. Packed with 3/4" x 7" oval head screws. Visual pack.



| Product No. | Mfg. No. | Description | Order Mult. | Weight | Unit Cost |
|-------------|----------|------------------|-------------|--------|-----------|
| 207047-C | N117754 | Brass finish | 1/10/40 | .063 | 1.49 PK |
| 229247-D | N117713 | Zinc finish | 1/10/100 | .090 | 1.29 PK |
| 214639-C | N116731 | BakEnamel finish | 1/10/40 | .091 | 1.49 EA |

National Mfg.

Cane Bolt - Pinch-outs on bolts allow cane to be stored in the open position or locked in the closed position. Nonadjustable throw. Ornamental mounting brackets. Zinc-plated to resist rust. Satin black finish. 1/2" x 12".



| Product No. | Mfg. No. | Description | Order Mult. | Weight | Unit Cost |
|-------------|----------|----------------------|-------------|--------|-----------|
| 218516-C | N165902 | 1/2x12 Blk Cane Bolt | 1/5/15 | 1.085 | 7.29 PK |

PULLS/LATCHES

National Mfg.

Sash Lift - Cold-rolled steel. 4" overall length. Supplied in visual pack. Satin brass, bright brass, antique brass, white, and nickel finish. Packed 1 each in a visual pack with screws.



| Product No. | Mfg. No. | Description | Order Mult. | Weight | Unit Cost |
|-------------|----------|---------------------|-------------|--------|-----------|
| 256625-D | N248484 | Sash Lift | 1/5/25 | .115 | 2.29 PK |
| 217250-C | N116558 | Bb Sash Lift | 1/5/30 | .108 | 1.99 PK |
| 217269-C | N116616 | 4" Nickel Sash Lift | 1/5/30 | .078 | 1.99 PK |
| 242357-C | N164848 | Ab Sash Lift | 1/5/30 | .109 | 1.99 PK |

National Mfg.

Chest Handle - Made of cold rolled steel. Zinc finish. For smaller chests and boxes. V-pack. Available in 2 sizes: 2-3/4" and 3-1/2".



| Product No. | Mfg. No. | Description | Order Mult. | Weight | Unit Cost |
|-------------|----------|---------------------|-------------|--------|-----------|
| 230359-D | N203760 | 2-3/4" Chest Handle | 1/5/25 | .260 | 2.79 PK |
| 218213-C | N117002 | 3-1/2" Chest Handle | 1/5/40 | .431 | 3.29 PK |

National Mfg.

Flush Door And Chest Handle - Manufactured of cold-rolled steel. For use on chests, trap doors, and by-passing doors where handle sets flush with surface. Can be used as a tie-down for trucks, moving vans, and animal trailers. Plate size: 4-1/4" x 5-1/4". Zinc finish. Packed 1 each in a visual pack with screws. Safe working load: 215 lb.



| Product No. | Mfg. No. | Description | Order Mult. | Weight | Unit Cost |
|-------------|----------|--------------------|-------------|--------|-----------|
| 242470-C | N185975 | Flush Chest Handle | 1/5/25 | .760 | 6.49 PK |

National Mfg.

Flush Ring Pull - Manufactured of cold-rolled steel. For use on chests, trap doors, cellar doors, and by-passing doors where handle sets flush with surface. Plate size: 3" x 3-1/2". Zinc finish. Packed 1 each in a visual pack with screws. Safe working load: 100 lb.



| Product No. | Mfg. No. | Description | Order Mult. | Weight | Unit Cost |
|-------------|----------|-----------------|-------------|--------|-----------|
| 230340-D | N203752 | Flush Ring Pull | 1/5/25 | .360 | 4.79 PK |

HARDWARE

National Mfg.

Adjust-O-Matic Gate Latch - For swinging doors. Latches when bar strikes latch lever. Floating bar adjusts to compensate for gate sag. Bar guide has 2 pivot holes to right or left hand mounting on flush doors. Zinc or satin black finish. 4".



| Product No. | Mfg. No. | Description | Order Mult. | Weight | Unit Cost |
|-------------|----------|--------------------|-------------|--------|-----------|
| 207136-C | N101253 | 4" Zinc Gate Latch | 1/5/15 | .639 | 4.49 PK |
| 207145-C | N101220 | 4" Blk Gate Latch | 1/0/15 | .641 | 5.79 PK |

National Mfg.

Automatic Gate Latch - For use on single-acting gates, swinging barn doors, and animal pens. Mount on post for inswinging action, gate for outswinging action. Latches automatically. Wrought steel. Available in zinc or satin black finishes. Visual packed with screws.



| Product No. | Mfg. No. | Description | Order Mult. | Weight | Unit Cost |
|-------------|----------|-----------------|-------------|--------|-----------|
| 234883-C | N101162 | Zinc Gate Latch | 1/5/15 | .513 | 3.49 PK |
| 214728-C | N101121 | Blk Gate Latch | 1/0/5 | .513 | 4.29 EA |

National Mfg.

Adjust-O-Matic Heavy-Duty Gate Latch - Designed for heavier stockade-type gates where there is spacing between post and gate. Latches automatically when bar strikes latch lever. Floating crossbar adjusts to compensate for gate sag. Surface application. No mortising required. Steel with black painted finish. Visual packed with screws. Size: 8".



| Product No. | Mfg. No. | Description | Order Mult. | Weight | Unit Cost |
|-------------|----------|-------------------|-------------|--------|-----------|
| 234892-C | N101394 | 8" Blk Gate Latch | 1/5/10 | 1.906 | 15.79 PK |

Tell Mfg. Inc.

4-1/2 x 4-1/2 Steel Plain Bearing Hinge - Full mortise, plain bearing, standard weight, standard template screw hole. 5 knuckle nonrising removable pin, button tip and plug. For use on low frequency doors in commercial buildings. Available in satin brass (US4), prime coat (USP), or satin chromium-plated (US26D) finish. 3 each per box.



| Product No. | Mfg. No. | Description | Order Mult. | Weight | Unit Cost |
|-------------|--------------|--------------------------------------|-------------|--------|-----------|
| 236837-D | H45454/1279 | Satin brass (US4) finish | 1/0/5 | 3.400 | 15.79 BX |
| 236810-D | H4545/1279 | Prime coat (USP) finish | 1/0/5 | 3.400 | 11.99 BX |
| 236829-D | H454526/1279 | Satin chromium-plated (US26D) finish | 1/0/5 | 3.500 | 15.79 BX |

HARDWARE

HARDWARE

HINGES

Tell Mfg. Inc.

4-1/2 x 4-1/2 Steel Ball Bearing Hinge - Full mortise, ball bearing, standard weight, standard template screw holes. 5 knuckle, 2 ball bearings, nonrising removable pin button tip and plug. For use on average frequency doors in commercial buildings. Recommend using with a door closer. May be required in some code applications. Available in satin brass (US4), prime coat (USP), or satin chromium-plated (US26D) finish. 3 each per box.



| Product No. | Mfg. No. | Description | Order Mult. | Weight | Unit Cost |
|-------------|------------------|--------------------|-------------|--------|-----------|
| 236888-D | H4545BB4/BB1279 | 4-1/2" Steel Hinge | 1/0/5 | 3.300 | 21.49 BX |
| 236853-D | H4545BB/BB1279 | 4-1/2" Steel Hinge | 1/0/5 | 3.300 | 17.79 BX |
| 236861-D | H4545BB26/BB1279 | 4-1/2" Steel Hinge | 1/0/5 | 3.300 | 19.79 BX |

Tell Mfg. Inc.

4-1/2 x 4-1/2 NRP Solid Brass Ball Bearing Hinge, Satin Chromium-Plated - Full mortise, ball bearing, nonremovable pin, standard weight, standard template screw hole. The 5 knuckle, nonremovable pin has a small set screw in the body of the barrel. For use on average frequency doors in commercial buildings. For exterior doors. Won't rust. Satin chromium-plated (US26D) finish. 3 each per box.



| Product No. | Mfg. No. | Description | Order Mult. | Weight | Unit Cost |
|-------------|---------------|-----------------|-------------|--------|-----------|
| 236896-D | HV4545BB26NRP | 4-1/2" Sb Hinge | 1/0/5 | .500 | 62.99 BX |

Tell Mfg. Inc.

4-1/2 x 4-1/2 NRP Steel Ball Bearing Hinge, Satin Chromium-Plated - Full mortise, ball bearing, nonremovable pin, standard weight, standard template screw holes. The 5 knuckle, nonremovable pin has a small set screw in the body of the barrel. For use on doors with average frequency service in commercial buildings. For interior doors. Satin chromium-plated (US26D) finish. 3 each per box.



| Product No. | Mfg. No. | Description | Order Mult. | Weight | Unit Cost |
|-------------|---------------------|--------------------|-------------|--------|-----------|
| 236918-D | H4545BB26NRP/BB1279 | 4-1/2" Steel Hinge | 1/0/5 | 3.367 | 22.99 BX |

National Mfg.

Full Mortise Residential Hinge - A genuine button-tip and nib (bottom plug) full mortise butt of standard design. Made of slightly lighter gauge steel than the model No. 500 series. Loose pin.



| Product No. | Mfg. No. | Description | Order Mult. | Weight | Unit Cost |
|-------------|----------|---|-------------|--------|-----------|
| 208572-C | N142604 | 3" x 3" satin brass, 1 pair per box | 1/5/50 | .725 | 3.29 PR |
| 208581-C | N142794 | 3-1/2" x 3-1/2" satin brass, 1 pair per box | 1/5/50 | .960 | 3.29 PR |
| 208590-C | N143040 | 4" x 4" satin brass, 1 pair per box | 1/5/25 | 1.037 | 4.79 PR |
| 246719-C | N190082 | 3-1/2" x 3-1/2" bright brass, 1 each per card | 1/5/20 | .525 | 6.29 EA |
| 246689-C | N186908 | 3" x 3" satin brass, 1 pair per card | 1/5/40 | .725 | 3.99 PR |

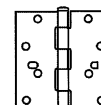
Continued Next Column

Continued From Previous Column

| Product No. | Mfg. No. | Description | Order Mult. | Weight | Unit Cost |
|-------------|----------|--|-------------|--------|-----------|
| 201506-C | N176628 | 3-1/2" x 3-1/2" satin brass, 1 pair per card | 1/5/40 | .850 | 3.99 CD |
| 201392-C | N176644 | 4" x 4" satin brass, 1 each per card | 1/5/40 | .800 | 2.99 CD |
| 201542-C | N176636 | 3-1/2" x 3-1/2" antique brass, 1 pair per card | 1/5/30 | .960 | 9.79 CD |
| 201481-C | N176651 | 4" x 4" antique brass, 1 each per card | 1/5/30 | .616 | 5.49 CD |
| 256420-C | N190108 | 4" x 4" bright brass, 1 each per card | 1/5/20 | .636 | 7.49 PK |
| 256455-C | N240457 | 3-1/2" x 3-1/2" white, 1 each per card | 1/5/20 | .509 | 4.99 PK |
| 256447-C | N240465 | 4" x 4" white, 1 each per card | 1/5/20 | .635 | 5.99 PK |

National Mfg.

Security Stud Hinge - Satin brass finish. Door hinge is designed to provide security for outswinging exterior doors. Outswing doors are commonly found leading from the home to garage interior. Locking tab feature: Locking tab in 1 leaf of the hinge projects into hole in the other leaf to help prevent unwanted door removal when hinge pin is removed and door is in the closed position. Steel brassstone finish. Maximum door weight: 2 hinges equal 110 lb., 3 hinges equal 165 lb. 1 each per card.



| Product No. | Mfg. No. | Description | Order Mult. | Weight | Unit Cost |
|-------------|----------|------------------------|-------------|--------|-----------|
| 251887-C | N240259 | 4" Security Stud Hinge | 1/5/30 | .615 | 4.29 EA |

National Mfg.

Full Mortise Residential Radius Corner Hinge - Standard design. Made of slightly lighter gauge steel than the model No. 500 Series. Loose pin. 1/4" radius round corners.



| Product No. | Mfg. No. | Description | Order Mult. | Weight | Unit Cost |
|-------------|----------|---|-------------|--------|-----------|
| 208670-C | N143966 | 3" satin brass finish, boxed | 1/5/50 | .720 | 3.29 PR |
| 208689-C | N144352 | 3-1/2" satin brass finish, boxed | 1/5/50 | .888 | 3.29 PR |
| 208698-C | N144832 | 4" satin brass finish, boxed | 1/5/25 | 1.310 | 4.79 PR |
| 235837-C | N144550 | 3-1/2" antique brass finish, boxed | 1/10/50 | .900 | 9.29 PR |
| 246727-C | N190231 | 3-1/2" bright brass finish, visual carded | 1/5/20 | .500 | 6.29 EA |
| 246735-C | N190249 | 4" bright brass finish, visual carded | 1/5/20 | .632 | 7.49 EA |
| 246697-C | N186916 | 3-1/2" satin brass finish, visual carded | 1/5/40 | .913 | 3.99 PR |
| 246700-C | N186932 | 4" satin brass finish, visual carded | 1/5/40 | .610 | 2.99 EA |

National Mfg.

Residential Solid Brass Hinge - Square corner solid polished brass hinge is decorative and functional. Lacquer finish protects and beautifies. Brass screws included. 1 per card.



| Product No. | Mfg. No. | Description | Order Mult. | Weight | Unit Cost |
|-------------|----------|-------------------------------|-------------|--------|-----------|
| 219533-D | N195685 | 3-1/2" x 3-1/2" square corner | 1/0/5 | .500 | 7.49 CD |
| 219843-D | N195693 | 4" x 4" square corner | 1/0/5 | .600 | 9.29 CD |

HINGES

National Mfg.


Residential Solid Brass Radius Corner Hinge - Round corner solid polished brass hinge is decorative and functional. Lacquer finish protects and beautifies. Brass screws included. 1 each.



| Product No. | Mfg. No. | Description | Order Mult. | Weight | Unit Cost |
|-------------|----------|-------------------------------------|-------------|--------|-----------|
| 219819-D | N195701 | 3-1/2" x 3-1/2", 1/4" radius corner | 1/0/5 | .500 | 7.49 EA |
| 206048-D | N207035 | 4" x 4", 5/8" radius corner | 1/0/5 | 3.240 | 9.49 EA |
| 219800-D | N195719 | 4" x 4", 1/4" radius corner | 1/0/5 | .600 | 9.29 EA |
| 219835-D | N197756 | 3-1/2" x 3-1/2", 5/8" radius corner | 1/0/5 | .500 | 7.49 EA |

Lawrence Brothers

Square Corner Hinge - For use on residential weight doors. Square corners, 5 knuckle reversible removable pin with screws. Yellow zinc (2D) finish. 1 pair per box 3-1/2" x 3-1/2".



| Product No. | Mfg. No. | Description | Order Mult. | Weight | Unit Cost |
|-------------|-----------|-------------------------|-------------|--------|-----------|
| 200990-D | 125001502 | 2pk Square Corner Hinge | 1/0/50 | .800 | 2.29 PR |

Lawrence Brothers

Round Corner Hinge - For use on residential weight doors. 5/8" radius round corners, 5 knuckle reversible removable pin with screws. Yellow zinc (2D) finish. 1 pair per box 3-1/2" x 3-1/2".



| Product No. | Mfg. No. | Description | Order Mult. | Weight | Unit Cost |
|-------------|-----------|------------------------|-------------|--------|-----------|
| 211951-D | 125581502 | 2pk Round Corner Hinge | 1/0/50 | .820 | 2.29 PR |

National Mfg.

Spring Hinge - Catalog model No. V521 series. Cold-rolled steel with brass finish. Designed for hanging self-closing doors in basements, stairways, garages, and entrances. Can be used in residential, commercial, and apartment buildings. Hinge is UL approved for fire doors. Closing speed is adjustable. Fits standard hinge cutout. 1/4" radius, round corner automatic door-closing spring hinge. 3-1/2" x 3-1/2". Packed 1 hinge per card with screws.



| Product No. | Mfg. No. | Description | Order Mult. | Weight | Unit Cost |
|-------------|----------|---------------------|-------------|--------|-----------|
| 212077-D | N185-199 | 3-1/2" Spring Hinge | 1/0/12 | .718 | 13.49 PK |

HARDWARE

National Mfg.

Loose-Pin Broad Hinge - Catalog model No. 504 thru V504 series. Steel loose pin reversible broad butt. Oval head pin. Packed without screws. Plain steel finish.



| Product No. | Mfg. No. | Description | Order Mult. | Weight | Unit Cost |
|-------------|----------|-----------------------|-------------|--------|-----------|
| 209170-D | N139659 | 2" Broad Hinge | 10/0/100 | .137 | 1.49 EA |
| 209189-C | N139733 | 2-1/2" Broad Hinge | 10/0/100 | .213 | 1.79 EA |
| 205637-C | N139808 | 3" Broad Hinge | 10/0/100 | .312 | 1.79 EA |
| 205628-C | N139873 | 3-1/2" Broad Hinge | 10/0/80 | .524 | 2.29 EA |
| 209198-D | N139998 | 4" Broad Hinge | 5/0/50 | .647 | 3.29 EA |
| 246743-C | N195644 | 2-1/2" Zn Broad Hinge | 1/5/25 | .506 | 5.29 PR |
| 246751-C | N195651 | 3" Zn Broad Hinge | 1/5/25 | .762 | 5.99 PR |
| 246778-C | N195669 | 3-1/2" Zn Broad Hinge | 1/5/25 | 1.157 | 6.99 PR |
| 246786-C | N195677 | 4" Zn Broad Hinge | 1/5/25 | .731 | 4.49 EA |

National Mfg.

Tight-Pin Broad Hinge - Catalog model No. 505 series. Steel tight pin broad butt for average weight doors. Packed without screws. Plain steel finish.



| Product No. | Mfg. No. | Description | Order Mult. | Weight | Unit Cost |
|-------------|----------|--------------------|-------------|--------|-----------|
| 209205-D | N140368 | 2" Broad Hinge | 10/0/100 | .137 | 1.49 EA |
| 209214-C | N140418 | 2-1/2" Broad Hinge | 10/0/100 | .188 | 1.79 EA |
| 209223-C | N140467 | 3" Broad Hinge | 10/0/100 | .319 | 1.79 EA |
| 209232-C | N140566 | 3-1/2" Broad Hinge | 10/0/80 | .518 | 2.29 EA |
| 209241-D | N140681 | 4" Broad Hinge | 5/0/50 | .643 | 3.29 EA |

National Mfg.

Loose-Pin Light Narrow Hinge - Catalog model No. 508 series. Loose pin, cold-rolled steel. 1 pair in visual pack with screws. Zinc and satin brass finish.




| Product No. | Mfg. No. | Description | Order Mult. | Weight | Unit Cost |
|-------------|----------|-----------------------|-------------|--------|-----------|
| 229309-C | N141606 | 1" Zinc Pin Hinge | 1/5/50 | .068 | 1.99 PK |
| 229318-D | N141739 | 1-1/2" Zinc Pin Hinge | 1/5/50 | .111 | 2.29 PK |
| 229327-C | N141838 | 2" Zinc Pin Hinge | 1/5/50 | .194 | 2.29 PK |
| 229336-C | N141945 | 2-1/2" Zinc Pin Hinge | 1/5/50 | .257 | 2.79 PK |
| 229345-C | N142034 | 3" Zinc Pin Hinge | 1/5/50 | .375 | 3.29 PK |
| 229354-C | N141622 | 1" Sb Pin Hinge | 1/5/50 | .068 | 2.29 PK |
| 229363-D | N141754 | 1-1/2" Sb Pin Hinge | 1/5/50 | .111 | 2.79 PK |
| 229372-C | N141879 | 2" Sb Pin Hinge | 1/5/50 | .197 | 2.99 PK |
| 229381-C | N141960 | 2-1/2" Sb Pin Hinge | 1/5/50 | .252 | 3.29 PK |
| 229390-C | N142067 | 3" Sb Pin Hinge | 1/5/50 | .373 | 3.79 PK |

HARDWARE

HINGES

National Mfg.

Tight-Pin Light Narrow Hinge - Catalog model No. V518 series. Tight pin, cold-rolled steel. 1 pair in a visual pack with screws. Zinc and satin brass finish.



| Product No. | Mfg. No. | Description | Order Mult. | Weight | Unit Cost |
|-------------|----------|-----------------------|-------------|--------|-----------|
| 229407-C | N145920 | 1" Zinc Pin Hinge | 1/5/50 | .066 | 1.79 PK |
| 229416-D | N146043 | 1-1/2" Zinc Pin Hinge | 1/5/50 | .100 | 1.99 PK |
| 229425-C | N146159 | 2" Zinc Pin Hinge | 1/5/50 | .182 | 1.99 PK |
| 229434-C | N146258 | 2-1/2" Zinc Pin Hinge | 1/5/50 | .241 | 2.29 PK |
| 229443-C | N146373 | 3" Zinc Pin Hinge | 1/5/50 | .350 | 2.79 PK |
| 209474-D | N145946 | 1" Brz Pin Hinge | 1/5/50 | .063 | 2.29 PK |
| 209483-C | N146068 | 1-1/2" Brs Pin Hinge | 1/5/50 | .111 | 2.29 PK |
| 209492-C | N146175 | 2" Brs Pin Hinge | 1/5/50 | .192 | 2.49 PK |
| 209508-C | N146290 | 2-1/2" Brs Pin Hinge | 1/5/50 | .259 | 2.79 PK |
| 209517-C | N146399 | 3" Brz Pin Hinge | 1/5/50 | .385 | 3.49 PK |

| Dimension chart | | |
|-----------------|--------|----------|
| Size | A | B |
| 1" | 1" | 1" |
| 1-1/2" | 1-1/2" | 1-13/32" |
| 2" | 2" | 1-9/16" |
| 2-1/2" | 2-1/2" | 1-11/16" |
| 3" | 3" | 2" |

National Mfg.

Half Surface Hinge - Cold-rolled steel beveled edges, narrow leaf. Made specially for use on all hollow core doors with jambs down to 1-1/8" thickness. Brass finish.



| Product No. | Mfg. No. | Description | Order Mult. | Weight | Unit Cost |
|-------------|----------|---------------------------|-------------|--------|-----------|
| 208947-C | N133306 | 3-1/2" half Surface Hinge | 1/0/25 | 1.260 | 10.79 PK |

National Mfg.

Heavy Full-Service Spring Hinge - 3" heavy steel full surface spring hinge. Strong, dependable spring, fully enclosed. Can be used on either right hand or left hand doors. Ideal for screen or combination doors and wood lavatory stall doors with wood partitions. Packed 2 hinges in a visual pack with screws. BakEnamel brass finish.



| Product No. | Mfg. No. | Description | Order Mult. | Weight | Unit Cost |
|-------------|----------|-----------------------|-------------|--------|-----------|
| 208368-C | N114785 | 3" Heavy Spring Hinge | 1/2/10 | 1.087 | 14.49 PK |

National Mfg.

Adjustable Full-Surface Spring Hinge - Catalog model No. V125 series. 3" cold-rolled steel, solid brass adjustable collar. Strong fully enclosed spring. For use on either right hand or left hand doors. Stud pin adjusts to provide desired closing speed. Full-surface application, no mortising required. Zinc, BakEnamel brass, or galvanized finish. Packed 1 pair in a visual pack with screws.



| Product No. | Mfg. No. | Description | Order Mult. | Weight | Unit Cost |
|-------------|----------|-----------------------|-------------|--------|-----------|
| 242446-C | N115055 | 3" Zinc Spring Hinge | 1/2/10 | 1.150 | 14.49 PK |
| 234794-C | N115006 | 3" Brass Spring Hinge | 1/2/10 | 1.144 | 15.79 PK |
| 256706-C | N115105 | 3" Galv Spring Hinge | 1/2/10 | 1.020 | 25.99 PK |

National Mfg.

Adjustable Half-Surface Spring Hinges - Has strong fully enclosed spring and can be used on either right hand or left hand doors. Solid brass collar has stud pin for adjusting spring tension. The butt leaf has width for 1-1/8" mortise and fits against the stop on jamb. Packed 2 hinges in a visual pack with screws. BakEnamel brass painted finish.



| Product No. | Mfg. No. | Description | Order Mult. | Weight | Unit Cost |
|-------------|----------|-----------------------|-------------|--------|-----------|
| 234785-C | N115147 | Sb Half-surface Hinge | 1/2/10 | 1.190 | 21.49 PK |

National Mfg.

Satin Brass Hinge - Cold-rolled steel. Adjustable spring tension. For doors 3/4" thru 1-1/4". Satin brass finish. 3" size. Packed 2 hinges in a visual pack with screws.



| Product No. | Mfg. No. | Description | Order Mult. | Weight | Unit Cost |
|-------------|----------|-------------------------|-------------|--------|-----------|
| 208466-C | N115303 | Brs Double-action Hinge | 1/2/10 | 2.190 | 31.49 PK |

National Mfg.

Spring Hinge - Catalog model No. V520 series. Steel, template, nonhanded single acting. Adjustable tension. Can be used to convert existing doors to self-closing. Listed for fire rated openings up to 3'0" to 7'0" x 1-3/4". Ideally suited for residential as well as commercial, industrial, and institutional uses. Pivot point aligns with standard butt hinges. Packed 1 hinge with adjusting pin and tension pin. UL listed. Available in 3-1/2" x 3-1/2" and 4" x 4". Satin brass finish. Packed 1 hinge per visual pack with screws.



| Product No. | Mfg. No. | Description | Order Mult. | Weight | Unit Cost |
|-------------|----------|---------------------|-------------|--------|-----------|
| 212423-C | N184556 | 3-1/2" Spring Hinge | 2/0/12 | .720 | 12.49 PK |
| 212431-C | N184572 | 4" Brs Spring Hinge | 2/0/12 | .831 | 13.79 PK |

HINGES

HARDWARE

National Mfg.

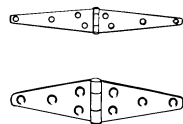
Hinge Pin Door Closer - Steel with a solid brass cover. Easily installed by replacing hinge pin with closer. Adjustable tension. Satin brass finish. Packed 1 each in a visual pack.



| Product No. | Mfg. No. | Description | Order Mult. | Weight | Unit Cost |
|-------------|----------|----------------------|-------------|--------|-----------|
| 242489-C | N208033 | Brs Hinge Pin Closer | 1/5/25 | .275 | 5.79 PK |

National Mfg.

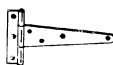
Strap Hinge - Catalog model No. 280, V280, 282, and V282 series. Zinc finish.



| Product No. | Mfg. No. | Description | Order Mult. | Weight | Unit Cost |
|-------------|----------|--|-------------|--------|-----------|
| 209606-D | N127357 | 2" light hinge, no screws | 10/0/100 | .053 | .69 EA |
| 209615-C | N127431 | 3" light hinge, no screws | 10/0/100 | .100 | .79 EA |
| 209624-C | N127506 | 4" light hinge, no screws | 10/0/100 | .131 | .99 EA |
| 209633-D | N127597 | 5" light hinge, no screws | 10/0/100 | .213 | 1.29 EA |
| 209642-C | N127639 | 6" light hinge, no screws | 10/0/100 | .300 | 1.49 EA |
| 209688-D | N127365 | 2" light hinge, steel pin, visual pack with screws | 1/5/50 | .144 | 2.29 PK |
| 209697-C | N127449 | 3" light hinge, steel pin, visual pack with screws | 1/5/50 | .238 | 2.29 PK |
| 209704-C | N127514 | 4" light hinge, steel pin, visual pack with screws | 1/5/50 | .338 | 3.29 PK |
| 223519-C | N127605 | 5" light hinge, steel pin, visual pack with screws | 1/5/50 | .545 | 4.79 PK |
| 209713-D | N127969 | 4" heavy hinge, no screws | 10/0/100 | .221 | 1.79 EA |
| 209722-C | N128017 | 5" heavy hinge, no screws | 10/0/80 | .381 | 1.99 EA |
| 209731-C | N128074 | 6" heavy hinge, no screws | 10/0/60 | .698 | 2.29 EA |
| 256536-C | N128322 | 6" heavy strap hinge, hot-rolled steel, galvanized coating has solid brass pin | 1/10/40 | .710 | 5.79 EA |
| 209740-C | N128157 | 8" heavy hinge, no screws | 5/0/40 | 1.335 | 3.79 EA |
| 209759-C | N127878 | 10" heavy hinge, no screws | 1/5/30 | .355 | 6.99 EA |
| 209768-C | N127910 | 12" heavy hinge, no screws | 1/5/15 | 3.300 | 13.49 EA |
| 209777-C | N127977 | 6" heavy hinge, visual pack with screws, 1 pair per pack | 1/5/30 | .521 | 4.49 PK |
| 209786-C | N128025 | 5" heavy hinge, visual pack with screws, 1 pair per pack | 1/5/25 | .873 | 6.29 PK |
| 209795-C | N128082 | 6" heavy hinge, visual pack with screws, 1 pair per pack | 1/5/25 | 1.602 | 7.79 PK |
| 209802-C | N128165 | 8" heavy hinge, visual pack with screws, 1 pair per pack | 1/0/5 | 2.925 | 12.49 PK |

National Mfg.

Tee Hinge - Light T-hinges, zinc finish.



| Product No. | Mfg. No. | Description | Order Mult. | Weight | Unit Cost |
|-------------|----------|---|-------------|--------|-----------|
| 209964-D | N128421 | 2" without screws, each | 10/0/100 | .050 | .69 EA |
| 209973-C | N128504 | 3" without screws, each | 10/0/100 | .101 | .79 EA |
| 209982-C | N128579 | 4" without screws, each | 10/0/100 | .126 | .99 EA |
| 209991-D | N128645 | 5" without screws, each | 10/0/100 | .188 | 1.29 EA |
| 210006-C | N128694 | 6" without screws, each | 10/0/100 | .261 | 1.49 EA |
| 210033-C | N128439 | 2" visual pack with screws, 1 pair per pack | 1/5/50 | .155 | 2.29 PK |
| 210042-C | N128512 | 3" visual pack with screws, 1 pair per pack | 1/5/50 | .273 | 2.49 PK |

Continued Next Column

Continued From Previous Column

| Product No. | Mfg. No. | Description | Order Mult. | Weight | Unit Cost |
|-------------|----------|---|-------------|--------|-----------|
| 210051-D | N128587 | 4" visual pack with screws, 1 pair per pack | 1/5/50 | .342 | 3.29 PK |
| 223500-C | N128652 | 5" visual pack with screws, 1 pair per pack | 1/5/20 | .475 | 4.79 PK |
| 206351-D | N128702 | 6" visual pack with screws, 1 pair per pack | 1/5/50 | .625 | 6.29 PK |

National Mfg.


Tee Hinge - Catalog model No. 286 thru V286. Extra heavy T-hinges, zinc, or galvanized finish.



| Product No. | Mfg. No. | Description | Order Mult. | Weight | Unit Cost |
|-------------|----------|--|-------------|--------|-----------|
| 210060-C | N129023 | 4" without screws, each | 10/0/100 | .327 | 1.99 EA |
| 210079-C | N129072 | 5" without screws, each | 10/0/80 | .528 | 2.49 EA |
| 210088-C | N129171 | 6" hot-rolled steel, galvanized coating without screws, each | 10/0/60 | .844 | 2.79 EA |
| 256528-C | N129445 | 6", galvanized, with brass pin, each | 1/10/30 | .867 | 7.79 EA |
| 210097-C | N129221 | 8" without screws, each | 5/0/40 | 1.445 | 4.29 EA |
| 210104-C | N128900 | 10" without screws, each | 1/5/30 | 2.230 | 7.49 EA |
| 210122-C | N129031 | 4" with screws, zinc-plated, 1 pair per pack | 1/5/30 | .600 | 5.49 PK |
| 210131-C | N129080 | 5" with screws, zinc-plated, 1 pair per pack | 1/5/25 | 1.250 | 8.29 PK |
| 210140-C | N129189 | 6" with screws, zinc-plated, 1 pair per pack | 1/5/25 | 1.950 | 8.49 PK |
| 210159-C | N129239 | 8" with screws, zinc-plated, 1 pair per pack | 1/5/15 | 3.175 | 12.99 PK |

National Mfg.

Heavy-Duty Gate Hinge - Hot-rolled steel. Designed for applications with narrow mounting surfaces, such as gates, barn and shed doors, storage bins, and tool boxes. Tight pin allows right or left hand applications. For full or half surface applications. Size: 3-1/2" x 3-1/2". Boxed loose without screws.



| Product No. | Mfg. No. | Description | Order Mult. | Weight | Unit Cost |
|-------------|----------|------------------------------|-------------|--------|-----------|
| 242322-C | N223875 | Zinc-plated BakEnamel finish | 10/0/40 | .903 | 2.79 EA |
| 242330-C | N223867 | Satin black BakEnamel finish | 10/0/40 | .908 | 3.99 EA |

HARDWARE

Some prices shown may vary due to market fluctuations, and are to be used as estimates.

HARDWARE

National Mfg.

Continuous Hinge - Catalog model No. V570 series. For use on tool chests, cabinets, folding tables, and hobby projects. Can be cut to any desired length as friction pin will not fall out. Screw holes spaced 2" apart. Electrofilm-coated pin, .090 diameter, resists rust. Packed 1 unit to a visual pack with Phillips flat No. 4 x 1/2" screw. Gauge: .042. Steel.



| Product No. | Mfg. No. | Description | Order Mult. | Weight | Unit Cost |
|-------------|----------|-----------------------------|-------------|--------|-----------|
| 206393-D | N265355 | 1-1/16" x 12" bright brass | 1/0/5 | 2.342 | 4.99 EA |
| 206360-D | N265371 | 1-1/16" x 12" nickel-plated | 1/0/5 | 2.347 | 4.99 PK |
| 209580-D | N148205 | 1-1/16" x 30" bright brass | 1/0/3 | .694 | 6.79 EA |
| 209544-D | N148221 | 1-1/16" x 30" nickel-plated | 1/0/3 | .710 | 6.79 EA |
| 224386-C | N148353 | 1-1/16" x 48" bright brass | 1/0/3 | 1.073 | 9.29 EA |
| 224368-C | N148379 | 1-1/16" x 48" nickel-plated | 1/0/3 | 1.073 | 9.29 EA |
| 224331-C | N148510 | 1-1/16" x 72" bright brass | 1/0/3 | 1.672 | 12.49 EA |
| 224233-C | N148536 | 1-1/16" x 72" nickel-plated | 1/0/3 | 1.687 | 12.49 EA |
| 206397-D | N265363 | 1-1/2" x 12" bright brass | 1/0/5 | 2.854 | 5.29 EA |
| 206388-D | N265389 | 1-1/2" x 12" nickel-plated | 1/0/5 | 2.831 | 5.29 EA |
| 224420-C | N148155 | 1-1/2" x 30" bright brass | 1/0/3 | .854 | 7.49 EA |
| 224402-C | N148171 | 1-1/2" x 30" nickel-plated | 1/0/3 | .857 | 7.49 EA |
| 224395-C | N148304 | 1-1/2" x 48" bright brass | 1/0/3 | 1.334 | 9.99 EA |
| 224377-C | N148320 | 1-1/2" x 48" nickel-plated | 1/0/3 | 1.326 | 9.99 EA |
| 224439-C | N148460 | 1-1/2" x 72" bright brass | 1/0/3 | 2.093 | 13.79 EA |
| 224411-C | N148486 | 1-1/2" x 72" nickel-plated | 1/0/3 | 2.089 | 13.79 EA |

National Mfg.

Steel Corner Irons - Catalog model No. 115 thru V115 series. Sizes up to 3-1/2" x 3/4" made of hot-rolled steel. Zinc-plated or bright brass.



| Product No. | Mfg. No. | Description | Order Mult. | Weight | Unit Cost |
|-------------|----------|--|-------------|--------|-----------|
| 206654-D | N275628 | 3/4" x 1/2" zinc finish, 4 per pack | 1/5/25 | .094 | 1.79 PK |
| 210621-D | N266270 | 1" x 1-1/2", box packed no screws | 40/0/480 | .021 | .29 EA |
| 210630-C | N266304 | 1-1/2" x 5/8", box packed no screws | 40/0/360 | .048 | .29 EA |
| 210649-C | N266361 | 2" x 5/8", box packed no screws | 40/0/400 | .063 | .39 EA |
| 210658-C | N266338 | 2-1/2" x 5/8", box packed no screws | 40/0/240 | .096 | .49 EA |
| 210667-C | N266395 | 3" x 3/4", box packed no screws | 40/0/240 | .152 | .59 EA |
| 210676-C | N264200 | 3-1/2" x 3/4", box pack with bar code | 10/0/100 | .175 | .79 EA |
| 210685-D | N220145 | 4" x 7/8", box pack with bar code | 10/0/100 | .242 | 1.29 EA |
| 210694-D | N220152 | 5" x 1", box pack with bar code | 10/0/50 | .395 | 1.79 EA |
| 210701-C | N220160 | 6" x 1-1/8", box pack with bar code | 10/0/50 | .667 | 2.29 EA |
| 210710-C | N220178 | 8" x 1-1/4", box pack with bar code | 5/0/25 | 1.286 | 3.99 EA |
| 210729-C | N220186 | 10" x 1-1/4" box pack with bar code | 5/0/25 | 1.581 | 5.29 EA |
| 210738-C | N113050 | 1" x 1/2", pack 4 in visual bag with screws | 1/5/50 | .057 | 1.49 PK |
| 210747-C | N113134 | 1-1/2" x 5/8", pack 4 in visual bag with screws | 1/5/50 | .244 | 1.79 PK |
| 210756-D | N113308 | 2" x 5/8", pack 4 in visual bag with screws | 1/5/50 | .313 | 2.49 PK |
| 210765-C | N113233 | 2-1/2" x 5/8", packed 4 in visual bag w/screws | 1/5/50 | .450 | 2.49 PK |
| 210774-C | N113456 | 3" x 3-1/4", packed 4 in visual bag with screws | 1/5/25 | .694 | 3.29 PK |
| 210783-C | N113399 | 3-1/2" x 3/4", packed 4 in visual bag with screws | 1/5/25 | .804 | 4.29 PK |
| 256773-D | N190819 | 1" x 1/2", bright brass packed 4 in visual bag with screws | 1/5/25 | .116 | 1.79 PK |

Continued Next Column

HINGES

Continued From Previous Column

| Product No. | Mfg. No. | Description | Order Mult. | Weight | Unit Cost |
|-------------|----------|--|-------------|--------|-----------|
| 256765-D | N190827 | 1-1/2" x 5/8", bright brass packed 4 in visual bag with screws | 1/5/25 | .245 | 2.29 PK |
| 256757-C | N190835 | 2" x 5/8", bright brass packed 4 in visual bag with screws | 1/5/25 | .316 | 2.49 PK |
| 206609-D | N190843 | 2-1/2" x 5/8" brass finish, 4 per pack | 1/5/25 | .968 | 2.99 PK |
| 206627-D | N190850 | 3" x 3/4" brass finish, 4 per pack | 1/5/25 | .702 | 3.79 PK |

National Mfg.

T Plates - Hot-rolled steel. Zinc-plated.



| Product No. | Mfg. No. | Description | Order Mult. | Weight | Unit Cost |
|-------------|----------|------------------|-------------|--------|-----------|
| 210809-C | N266429 | 3x3 Zinc T-plate | 20/0/100 | .037 | .89 EA |
| 210818-D | N266445 | 4x4 Zinc T-plate | 20/0/200 | .107 | 1.29 EA |
| 210827-D | N113704 | 3x3 T-plate | 1/5/100 | .221 | 2.29 PK |
| 210836-C | N113753 | 4x4 T-plate | 1/5/40 | .327 | 2.79 PK |

National Mfg.

Corner Brace - Catalog model No. V113. Manufactured of steel, .042" thickness, with a rust-resistant, zinc-plated finish. Used for a wide variety of inside corner bracing - tables, chairs, workbenches, desks, and other furniture applications. Packed 4 in a V-pac with 16 Phillips head screws per pack. 1-1/2" x 3/4".



| Product No. | Mfg. No. | Description | Order Mult. | Weight | Unit Cost |
|-------------|----------|------------------------|-------------|--------|-----------|
| 230367-D | N206920 | 1-1/2x3/4 Corner Brace | 1/5/25 | .160 | 1.99 PK |

National Mfg.

Corner Brace - Catalog model No. V114 series. Squares and reinforces a corner. Steel with zinc-plating. 4 per pack.




| Product No. | Mfg. No. | Description | Order Mult. | Weight | Unit Cost |
|-------------|----------|------------------------|-------------|--------|-----------|
| 246794-C | N245704 | 2x5/8 Corner Brace | 1/5/20 | .238 | 3.49 PK |
| 246808-C | N245720 | 2-1/2x5/8 Corner Brace | 1/5/20 | .304 | 3.99 PK |
| 246816-C | N245407 | 3x5/8 Corner Brace | 1/5/20 | .374 | 4.29 PK |
| 246824-C | N245415 | 4x5/8 Corner Brace | 1/5/20 | .513 | 5.79 PK |

CORNER BRACES

National Mfg.

Flat Corner Irons - Catalog model No. 117 thru V117 series.
Hot-rolled steel. Zinc or brass finish.



| Product No. | Mfg. No. | Description | Order Mult. | Weight | Unit Cost |
|-------------|----------|--|-------------|--------|-----------|
| 210845-C | N266460 | 1-1/2" x 3/8", box packed no screws, zinc-plated | 40/0/200 | .021 | .29 EA |
| 210854-C | N266486 | 2" x 3/8", box packed no screws, zinc-plated | 40/0/200 | .029 | .29 EA |
| 210863-C | N266502 | 2-1/2" x 1/2", box packed no screws, zinc-plated | 40/0/200 | .045 | .39 EA |
| 210872-D | N266528 | 3" x 1/2", box packed no screws, zinc-plated | 40/0/200 | .113 | .49 EA |
| 210881-D | N266544 | 3-1/2" x 5/8", box packed no screws, zinc-plated | 20/0/100 | .086 | .59 EA |
| 210890-C | N266569 | 4" x 3/4", box packed no screws, zinc-plated | 20/0/100 | .130 | .59 EA |
| 210907-C | N234955 | 5" x 7/8", box packed with bar code, zinc-plated | 20/0/100 | .166 | .89 EA |
| 210916-C | N234963 | 6" x 1", box packed with bar code, zinc-plated | 20/0/200 | .244 | 1.29 EA |
| 218320-C | N113795 | 1-1/2" x 3/8", packed 4 in visual bag with screws, zinc-plated | 1/5/25 | .124 | 1.79 PK |
| 210925-C | N113845 | 2" x 3/8", packed 4 in visual bag with screws, zinc-plated | 1/5/25 | .173 | 1.79 PK |
| 210934-C | N113928 | 2-1/2" x 1/2", packed 4 in visual bag with screws, zinc-plated | 1/5/25 | .265 | 2.29 PK |
| 210943-D | N113969 | 3" x 1/2", packed 4 in visual bag with screws, zinc-plated | 1/5/25 | .301 | 2.49 PK |
| 210952-C | N114025 | 3-1/2" x 5/8", packed 4 in visual bag with screws, zinc-plated | 1/5/40 | .455 | 2.79 PK |
| 234801-C | N114116 | 4" x 3/4", packed 4 in visual bag with screws, zinc-plated | 1/5/40 | .612 | 3.29 PK |
| 206663-D | N190868 | 1-1/2" x 3/8" brass finish, 4 per pack, brass finish | 1/5/25 | .114 | 2.29 PK |
| 206672-D | N190876 | 2" x 3/8" brass finish, 4 per pack, brass finish | 1/5/25 | .148 | 2.29 PK |
| 206681-D | N190884 | 2-1/2" x 1/2" brass finish, 4 per pack, brass finish | 1/5/25 | .235 | 2.79 PK |

National Mfg.

Mending Brace - Catalog model No. 118 thru V118. Sizes up to 6" x 3/4" made of hot-rolled steel. Zinc-plated or brass finish.



| Product No. | Mfg. No. | Description | Order Mult. | Weight | Unit Cost |
|-------------|----------|---|-------------|--------|-----------|
| 210961-C | N272716 | 2" x 1/2", box packed no screws | 40/0/200 | .022 | .29 EA |
| 210970-D | N272724 | 3" x 5/8", box packed no screws | 40/0/200 | .048 | .39 EA |
| 210989-D | N272732 | 4" x 5/8", box packed no screws | 20/0/100 | .065 | .49 EA |
| 210998-C | N220285 | 6" x 3/4", box packed with bar code | 5/0/25 | .146 | .79 EA |
| 211005-C | N220293 | 8" x 7/8", box packed with bar code | 5/0/25 | .270 | 1.29 EA |
| 211014-C | N220327 | 10" x 1", box pack with bar code | 5/0/100 | .424 | 1.79 EA |
| 211023-D | N220335 | 12" x 1-1/8", box pack with bar code | 5/0/50 | .675 | 2.29 EA |
| 211032-C | N114314 | 2" x 1/2", packed 4 in visual bag with screws | 1/10/100 | .119 | 1.79 PK |
| 211041-D | N114355 | 3" x 5/8", packed 4 in visual bag with screws | 1/10/100 | .243 | 2.29 PK |

Continued Next Column

HARDWARE

Continued From Previous Column

| Product No. | Mfg. No. | Description | Order Mult. | Weight | Unit Cost |
|-------------|----------|---|-------------|--------|-----------|
| 211050-C | N114405 | 4" x 5/8", packed 4 in visual bag with screws | 1/5/30 | .340 | 2.79 PK |
| 206690-D | N190892 | 2" x 1/2" brass finish, 4 per pack | 1/10/50 | .117 | 2.29 PK |
| 206707-D | N191007 | 3" x 5/8" brass finish, 4 per pack | 1/10/50 | .247 | 2.79 PK |
| 206716-C | N191056 | 4" x 5/8" brass finish, 4 per pack | 1/5/30 | .332 | 2.99 PK |

National Mfg.

Mending Plates - Manufactured of hot-rolled steel. Zinc-plated. Packed 4 each in a visual pack with screws.



| Product No. | Mfg. No. | Description | Order Mult. | Weight | Unit Cost |
|-------------|----------|---------------------------|-------------|--------|-----------|
| 242411-C | N220087 | 1-1/2x1-3/8 Mending Plate | 1/5/25 | .209 | 1.79 PK |
| 256749-C | N220103 | 2-1/2" Sn Mending Plate | 1/5/40 | .335 | 2.29 PK |

National Mfg.

Mail Slot - Gallery Series. Solid brass. Polished brass finish. Spring action lid seals out weather and dirt. Conforms to postal regulations Slot size: 7-1/32" x 1-15/16". Opening size: 7" x 1-1/2".



| Product No. | Mfg. No. | Description | Order Mult. | Weight | Unit Cost |
|-------------|----------|-------------------|-------------|--------|-----------|
| 241660-C | N197913 | 1-1/2x7 Mail Slot | 1/2/10 | .739 | 21.49 EA |

National Mfg.

Mail And Magazine Slot - Gallery Series. Solid brass. Polished brass finish. Spring action seals out weather and dirt. Conforms to postal regulations. Slot size: 11" x 2-5/16". Opening size: 11" x 2".



| Product No. | Mfg. No. | Description | Order Mult. | Weight | Unit Cost |
|-------------|----------|--------------------|-------------|--------|-----------|
| 241717-C | N197905 | 2x11 Brs Mail Slot | 1/2/10 | 1.529 | 31.49 EA |

H. B. Ives

Mail Slot Sleeve - Stainless steel for 1-3/4" doors.



| Product No. | Mfg. No. | Description | Order Mult. | Weight | Unit Cost |
|-------------|----------|----------------------------------|-------------|--------|-----------|
| 204585-C | C600 | Use with mail slot model No. 626 | 1/0/15 | .300 | 8.79 CD |
| 204601-C | C601 | Use with mail slot model No. 620 | 1/0/12 | .717 | 11.99 CD |

HARDWARE

H. B. Ives

Mail Slot And Magazine - Artisan Series. Open back plate.



| Product No. | Mfg. No. | Description | Order Mult. | Weight | Unit Cost |
|-------------|------------|--------------------------------------|-------------|--------|-----------|
| 204610-C | C620B3 | 2" x 11" magazine slot, bright brass | 1/0/2 | 1.650 | 41.49 CD |
| 205147-C | CP620B-619 | 2" x 11" magazine slot, satin nickel | 1/0/2 | 1.825 | 77.99 CD |
| 204638-C | C626B3 | 1-1/2" x 7" mail slot, bright brass | 1/0/2 | 1.150 | 26.49 CD |
| 205138-C | CP626B-619 | 1-1/2" x 7" mail slot, satin nickel | 1/0/2 | 3.325 | 57.99 CD |

Baldwin Hdwe.

Letter Box Plate - Wrought brass. Catalog and small package size.

Weather tight installation. Bronze spring keeps flap tightly closed and permits vertical installation. Wood screws included. Size overall: 13" x 3.625". Size opening: 11" x 2". The Lifetime Finish™.



| Product No. | Mfg. No. | Description | Order Mult. | Weight | Unit Cost |
|-------------|----------|-----------------------|-------------|--------|-----------|
| 213365-D | 0012003 | 11x2 Letter Box Plate | 0/0/1 | 2.000 | 72.99 EA |

Baldwin Hdwe.

Letter Box Plate - Wrought brass. Catalog and small package size.

Weather tight installation. Bronze spring keeps flap tightly closed and permits vertical installation. Hinging back plate provides additional privacy as well as decorative appearance. Wood screws included. Size overall: 13" x 3.625". Size opening: 11" x 2". The Lifetime Finish™.



| Product No. | Mfg. No. | Description | Order Mult. | Weight | Unit Cost |
|-------------|----------|-----------------------|-------------|--------|-----------|
| 213438-D | 0014003 | 11x2 Letter Box Plate | 0/0/1 | 2.500 | 114.99 EA |

Baldwin Hdwe.

Letter Box Plate - Wrought brass. Magazine size. Weather-tight

installation. Bronze spring keeps flap tightly closed and permits vertical installation. Wood screws included. Size overall: 10" x 3". Size opening: 7.5" x 2". The Lifetime Finish™.



| Product No. | Mfg. No. | Description | Order Mult. | Weight | Unit Cost |
|-------------|----------|-----------------------|-------------|--------|-----------|
| 213446-D | 0015003 | 11x2 Letter Box Plate | 0/0/1 | 1.200 | 89.99 EA |

Baldwin Hdwe.

Letter Box Sleeve - Stainless steel. For 1.75" thick doors.



| Product No. | Mfg. No. | Description | Order Mult. | Weight | Unit Cost |
|-------------|----------|---|-------------|--------|-----------|
| 234400-D | 0050-324 | 8.0625" L. x 2.25" W. x 1.6875" D., fits letter box plates model No. 0003, 0004, 0015, 0016, and 0017 | 0/0/1 | .250 | 25.49 EA |
| 234419-D | 0052-324 | 11.375" L. x 2.75" W. x 1.6875" D., fits letter box plates model No. 0012, 0013, and 0014 | 0/0/1 | .250 | 28.49 EA |

DOOR KNOCKERS

National Mfg.

Door Knocker - Gallery Series. Solid brass. Polished brass finish. For doors up to 1-3/4" thick. Size: 7" x 3-5/8".



| Product No. | Mfg. No. | Description | Order Mult. | Weight | Unit Cost |
|-------------|----------|---------------------|-------------|--------|-----------|
| 241709-C | N197939 | 7" Brs Door Knocker | 1/2/10 | .840 | 17.79 EA |

National Mfg.

Door Knocker With Viewer - Gallery Series. Solid brass. Polished brass finish. For doors up to 2-1/4" thick. Includes 160° glass lens viewer for security. Viewer hole size: 1/2". Knocker size: 7" x 3-5/8".



| Product No. | Mfg. No. | Description | Order Mult. | Weight | Unit Cost |
|-------------|----------|--------------------------|-------------|--------|-----------|
| 241652-C | N215921 | 7" Door Knocker W/viewer | 1/2/10 | 1.397 | 21.49 EA |

National Mfg.

Door Knocker - Gallery Series. Solid brass. Polished brass finish. For doors up to 2" thick. Size: 6-1/2" x 1-29/32".



| Product No. | Mfg. No. | Description | Order Mult. | Weight | Unit Cost |
|-------------|----------|---------------------|-------------|--------|-----------|
| 241695-C | N215947 | 6-1/2" Door Knocker | 1/2/10 | .572 | 13.49 EA |

H. B. Ives

Door Knocker - Brass door knocker. Packaged with mounting hardware for door thickness up to 1-3/4". 6-7/16" L. x 2-15/16" W. C to C 4-7/8". Projection 15/16".



| Product No. | Mfg. No. | Description | Order Mult. | Weight | Unit Cost |
|-------------|-------------|--------------|-------------|--------|-----------|
| 204424-C | C2-3102-605 | Door Knocker | 1/0/2 | .800 | 25.99 EA |

DOOR STOPS

H. B. Ives

Door Knocker With Viewer - Artisan Series. Traditional design. Solid brass viewer body. Lifetime warranty. For 1-3/4" doors. UL listed.



| Product No. | Mfg. No. | Description | Order Mult. | Weight | Unit Cost |
|-------------|---------------|--|-------------|--------|-----------|
| 200767-C | CP2-31252-619 | Satin nickel (619) finish | 1/0/5 | .740 | 69.99 EA |
| 219766-C | CP2-3125-613 | Oil rubbed bronze (613) finish, without viewer | 1/0/5 | .640 | 57.99 EA |
| 219971-C | CP2-3125-620 | Antique pewter (620) finish, without viewer | 1/0/5 | .640 | 57.99 EA |

H. B. Ives

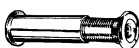
Door Viewer - Wide angle lens. 190° viewing. For doors 1-3/8" to 2-1/8" thickness. Solid brass. Bright brass finish. UL listed.



| Product No. | Mfg. No. | Description | Order Mult. | Weight | Unit Cost |
|-------------|----------|------------------------|-------------|--------|-----------|
| 204790-D | C698B3 | Wide Angle Door Viewer | 1/0/5 | .120 | 13.49 CD |

Baldwin Hdwe.

Door Viewer - Solid brass. Satin brass finish. Equipped with 3 metacrylate lenses to guarantee a clear and precise image. Exterior lens creates a field of vision exceeding 170°. Adjustable for door thickness from 1" to 2.5". .5" diameter quality lens.



| Product No. | Mfg. No. | Description | Order Mult. | Weight | Unit Cost |
|-------------|----------|-------------|-------------|--------|-----------|
| 234435-D | 0155-030 | Door Viewer | 1/0/10 | .060 | 10.79 EA |

Baldwin Hdwe.

Door Knocker - Solid brass. S style. For entrance doors. Proper fasteners included. Size: 7.75" x 2". CTC of bolts 5". The Lifetime Finish™.



| Product No. | Mfg. No. | Description | Order Mult. | Weight | Unit Cost |
|-------------|----------|----------------|-------------|--------|-----------|
| 213519-D | 0113003 | S Door Knocker | 0/0/1 | 2.000 | 134.99 EA |

National Mfg.

Wall Door Stop - Gallery Series. Solid brass. Polished brass finish. Gray rubber bumper. Diameter: 1-7/8". Projection: 1-1/8".



| Product No. | Mfg. No. | Description | Order Mult. | Weight | Unit Cost |
|-------------|----------|----------------|-------------|--------|-----------|
| 241547-C | N215855 | Wall Door Stop | 1/5/20 | .159 | 3.49 EA |

HARDWARE

National Mfg.

Wall Door Stop With Large Base - Gallery Series. Solid brass. Polished brass finish. Gray rubber bumper. Diameter: 2-5/16". Projection: 1-1/8".



| Product No. | Mfg. No. | Description | Order Mult. | Weight | Unit Cost |
|-------------|----------|----------------|-------------|--------|-----------|
| 241601-C | N198069 | Wall Door Stop | 1/5/20 | .182 | 3.49 EA |

National Mfg.

Floor Door Stop - Gallery Series. Solid brass. Polished brass finish. Gray rubber bumper. For use on doors with 1/4" to 3/4" clearance. Diameter: 1-3/4". Height: 1-1/8".



| Product No. | Mfg. No. | Description | Order Mult. | Weight | Unit Cost |
|-------------|----------|-------------------------|-------------|--------|-----------|
| 241598-C | N198077 | Satin Brs Flr Door Stop | 1/5/15 | .194 | 4.29 EA |

National Mfg.

Kickdown Door Stop - Gallery Series. Solid brass. Polished brass finish. Gray nonmarring rubber tip. Length of arm: 4".



| Product No. | Mfg. No. | Description | Order Mult. | Weight | Unit Cost |
|-------------|----------|-----------------------|-------------|--------|-----------|
| 241571-C | N198085 | 4" Kickdown Door Stop | 1/0/3 | .422 | 10.79 EA |

National Mfg.

Floor Door Stop - Gallery Series. Solid brass. Polished brass finish. Gray rubber bumper. For use on doors with up to 1" clearance. Height: 1-1/4".



| Product No. | Mfg. No. | Description | Order Mult. | Weight | Unit Cost |
|-------------|----------|-----------------|-------------|--------|-----------|
| 241555-C | N215822 | Floor Door Stop | 1/5/25 | .219 | 6.79 EA |

HARDWARE

National Mfg.

High-Dome Floor Door Stop - Gallery Series. Solid brass. Polished brass finish. Gray rubber bumper. For use on doors with 1/2" to 1" clearance. Diameter: 1-11/16". Height: 1-3/8".



| Product No. | Mfg. No. | Description | Order Mult. | Weight | Unit Cost |
|-------------|----------|--------------------|-------------|--------|-----------|
| 241563-C | N215806 | Hi-dome Floor Stop | 1/5/30 | .248 | 3.99 EA |

National Mfg.

Ball Catch - Gallery Series. Solid brass. Polished brass finish. For French doors, single doors, and cabinets. Ball is adjustable for door gap and latching tension. Size: 2-1/8" x 1-1/16".



| Product No. | Mfg. No. | Description | Order Mult. | Weight | Unit Cost |
|-------------|----------|--------------------|-------------|--------|-----------|
| 241334-C | N216150 | 1x2-1/8 Ball Catch | 1/5/20 | .218 | 4.79 EA |

National Mfg.


Handrail Bracket - Gallery Series. Solid brass. Bright brass finish. Base: 2-7/16" x 1-3/8". Base to center rail: 3-1/4". Safe working load: 200 lb. per bracket.



| Product No. | Mfg. No. | Description | Order Mult. | Weight | Unit Cost |
|-------------|----------|------------------|-------------|--------|-----------|
| 241326-C | N216168 | Handrail Bracket | 1/5/25 | .465 | 7.29 EA |

National Mfg.

Hook And Eye - Catalog model No. V2000 and 2000 series. Select visual pack or bulk box pack. Manufactured from steel with zinc finish.



| Product No. | Mfg. No. | Description | Order Mult. | Weight | Unit Cost |
|-------------|----------|----------------------------------|-------------|--------|-----------|
| 206510-D | N117820 | 1", packed 2 per visual pack | 10/0/50 | .073 | .89 PK |
| 212521-D | N117853 | 1-1/2", packed 2 per visual pack | 10/0/100 | .063 | .89 PK |
| 212512-C | N117911 | 2", packed 2 per visual pack | 10/0/100 | .075 | .89 PK |
| 212503-C | N117952 | 2-1/2", packed 2 per visual pack | 10/0/100 | .113 | .89 PK |
| 212497-C | N117994 | 3", packed 2 per visual pack | 10/0/100 | .135 | .89 PK |
| 257028-D | N226373 | 4", packed 2 per visual pack | 1/5/25 | .124 | 1.29 PK |
| 257036-C | N226381 | 6" packed 2 per visual pack | 1/5/30 | .206 | 1.49 PK |
| 210550-E | N117846 | 1-1/2", box pack | 100/0/200 | .026 | .29 EA |
| 210569-D | N117903 | 2", box pack | 50/0/200 | .033 | .29 EA |
| 210578-C | N117945 | 2-1/2", box pack | 50/0/100 | .045 | .29 EA |
| 210587-D | N117986 | 3", box pack | 50/0/100 | .058 | .39 EA |
| 210596-D | N118026 | 4", box pack | 50/0/100 | .083 | .49 EA |
| 210603-C | N118042 | 6", box pack | 10/0/50 | .150 | .89 EA |

DOOR STOPS

National Mfg.

Hook And Eye - Visual pack. Manufactured from solid brass with brass finish.



| Product No. | Mfg. No. | Description | Order Mult. | Weight | Unit Cost |
|-------------|----------|--------------------|-------------|--------|-----------|
| 214701-D | N118083 | 1-1/2", 2 per pack | 1/10/50 | .070 | 2.29 PK |
| 221432-D | N118133 | 2-1/2", 1 per pack | 1/10/80 | .073 | 1.79 PK |

National Mfg.

Heavy Gate Hook With Staple - Visual pack or bulk box pack. Manufactured from steel with zinc finish. Sizes: 4", 5", and 6".



| Product No. | Mfg. No. | Description | Order Mult. | Weight | Unit Cost |
|-------------|----------|--------------------------|-------------|--------|-----------|
| 222841-D | N122168 | 4" Zn Gate Hook W/staple | 1/5/30 | .150 | 1.79 PK |
| 242276-C | N122200 | 5" Zn Gate Hook W/staple | 1/5/30 | .264 | 1.79 PK |
| 222850-C | N122242 | 6" Zn Gate Hook W/staple | 1/5/30 | .280 | 1.99 PK |
| 210480-C | N122150 | 4" Gate Hook W/staple | 10/0/50 | .150 | .99 EA |
| 210499-C | N122192 | 5" Gate Hook W/staple | 10/0/30 | .250 | 1.29 EA |
| 210505-D | N122234 | 6" Gate Hook W/staple | 10/0/50 | .256 | 1.49 EA |

National Mfg.

Wire Staple - Manufactured from steel with zinc finish. Size: 2-1/2".



| Product No. | Mfg. No. | Description | Order Mult. | Weight | Unit Cost |
|-------------|----------|-------------|-------------|--------|-----------|
| 210523-E | N121947 | Bulk | 50/0/200 | .030 | .29 EA |

National Mfg.

Heavy Safety Gate Hook - Visual pack. Plate staples included. Manufactured from steel with zinc finish. Size 6".



| Product No. | Mfg. No. | Description | Order Mult. | Weight | Unit Cost |
|-------------|----------|---------------------|-------------|--------|-----------|
| 200160-C | N122622 | 6" Safety Gate Hook | 1/5/25 | .394 | 4.79 PK |

National Mfg.

Heavy Safety Gate Hook - Visual pack with No. 2 screw eyes. Manufactured from steel with zinc finish. Size: 6".



| Product No. | Mfg. No. | Description | Order Mult. | Weight | Unit Cost |
|-------------|----------|---------------------|-------------|--------|-----------|
| 223653-C | N122671 | 6" Safety Gate Hook | 1/5/25 | .380 | 4.49 PK |

National Mfg.

Turnbuckle Gate Hook - Bulk box pack with 2 screw eyes. Hex shaped extruded aluminum body with zinc finish. Steel hooks and eyebolts. Size: 3/8" x 11".




| Product No. | Mfg. No. | Description | Order Mult. | Weight | Unit Cost |
|-------------|----------|--------------------------|-------------|--------|-----------|
| 203769-D | N222059 | 3/8x11zn Gate Turnbuckle | 1/5/50 | .570 | 5.49 EA |

HOOKS

National Mfg.

Small Screw Eye - Select visual pack or bulk box pack. Manufactured from steel with zinc finish.



| Product No. | Mfg. No. | Description | Order Mult. | Weight | Unit Cost |
|-------------|----------|--------------------------|-------------|--------|-----------|
| 219052-C | N118190 | #204 Eye Screw | 10/0/50 | .125 | .79 PK |
| 219061-C | N118224 | #206 Zn Small Screw Eye | 10/0/50 | .100 | .79 PK |
| 219025-C | N118257 | #208 Zn Small Screw Eye | 10/0/50 | .100 | .79 PK |
| 219043-C | N118430 | #210 Zn Small Screw Eye | 10/0/50 | .075 | .79 PK |
| 219007-C | N118471 | #212 Zn Small Screw Eye | 10/0/50 | .050 | .79 PK |
| 219016-C | N118281 | #212-1/2 Zn Sm Screw Eye | 10/0/50 | .042 | .79 PK |
| 218981-C | N118513 | #214 Zn Small Screw Eye | 10/0/50 | .031 | .79 PK |
| 212638-C | N118323 | #214-1/2 Zn Sm Screw Eye | 10/0/50 | .025 | .79 PK |
| 212647-C | N118554 | #216 Zn Small Screw Eye | 10/0/50 | .019 | .79 PK |
| 218990-C | N118356 | #216-1/2 Zn Sm Screw Eye | 10/0/50 | .019 | .79 PK |
| 218963-C | N118398 | #217-1/2 Zn Sm Screw Eye | 10/0/50 | .019 | .79 PK |
| 222002-D | N118240 | #208 Bp Small Screw Eye | 50/0/250 | .012 | .07 EA |
| 223047-D | N118422 | #210 Bp Small Screw Eye | 50/0/250 | .008 | .05 EA |
| 223056-D | N118463 | #212 Bp Small Screw Eye | 100/0/500 | .002 | .05 EA |
| 223065-D | N118505 | #214 Bp Small Screw Eye | 100/0/500 | .002 | .05 EA |
| 223074-B | N118547 | #216 Bp Small Screw Eye | 100/0/500 | .001 | .03 EA |

| ModelNo. | WireDia. | InsideEye Dia. | ThreadLgth. | OverallLgth. | Qty. Per Vis.Pack |
|----------|----------|----------------|-------------|--------------|-------------------|
| 204 | .216 | 5/16" | 15/16" | 1-15/16" | 4 |
| 206 | .190 | 1/4" | 3/4" | 1-5/8" | 5 |
| 208 | .159 | 1/4" | 5/8" | 1-3/8" | 6 |
| 210 | .136 | 7/32" | 1/2" | 1-3/16" | 8 |
| 212 | .105 | 3/16" | 7/16" | 15/16" | 10 |
| 212-1/2 | .105 | 3/16" | 1/4" | 3/4" | 10 |
| 214 | .080 | 5/32" | 5/16" | 13/16" | 10 |
| 214-1/2 | .080 | 5/32" | 3/16" | 5/8" | 14 |
| 216 | .062 | 1/8" | 9/32" | 11/16" | 14 |
| 216-1/2 | .062 | 1/8" | 3/16" | 17/32" | 14 |
| 217-1/2 | .054 | 1/8" | 5/32" | 15/32" | 14 |

National Mfg.

Medium Screw Eye - Select visual pack or bulk box pack. Manufactured from steel with zinc finish.



| Product No. | Mfg. No. | Description | Order Mult. | Weight | Unit Cost |
|-------------|----------|--------------------------|-------------|--------|-----------|
| 219089-C | N118794 | #104 Zn Medium Screw Eye | 10/0/50 | .125 | .79 PK |
| 219098-C | N118828 | #106 Zn Medium Screw Eye | 10/0/50 | .127 | .79 PK |
| 219070-C | N118869 | #108 Zn Medium Screw Eye | 10/0/50 | .100 | .79 PK |
| 212601-C | N118893 | #110 Zn Medium Screw Eye | 10/0/50 | .081 | .79 PK |
| 212610-C | N118927 | #112 Zn Medium Screw Eye | 10/0/50 | .050 | .79 PK |
| 212629-C | N118968 | #114 Zn Medium Screw Eye | 10/0/50 | .050 | .79 PK |
| 223564-D | N118851 | #108 Bp Medium Screw Eye | 50/0/250 | .015 | .09 EA |
| 223573-D | N118885 | #110 Bp Medium Screw Eye | 50/0/250 | .008 | .05 EA |
| 223582-D | N118919 | #112 Bp Medium Screw Eye | 100/0/500 | .004 | .05 EA |
| 223591-B | N118950 | #114 Bp Medium Screw Eye | 100/0/500 | .002 | .03 EA |

| ModelNo. | WireDia. | InsideEye Dia. | ThreadLgth. | OverallLgth. | Qty. Per Vis.Pack |
|----------|----------|----------------|-------------|--------------|-------------------|
| 104 | .216 | 1/2" | 15/16" | 2-1/16" | 3 |
| 106 | .190 | 7/16" | 11/16" | 1-3/4" | 5 |
| 108 | .159 | 3/8" | 11/16" | 1-1/2" | 5 |
| 110 | .136 | 5/16" | 9/16" | 1-5/16" | 8 |
| 112 | .105 | 9/32" | 7/16" | 1-1/8" | 10 |
| 114 | .080 | 1/4" | 5/16" | 15/16" | 14 |

For a complete overview on all of the products we handle, call us directly or ask your representative for details!

HARDWARE

National Mfg.

Large Screw Eye - Select visual pack or bulk box pack. Manufactured from steel with zinc finish.



| Product No. | Mfg. No. | Description | Order Mult. | Weight | Unit Cost |
|-------------|----------|-------------------------|-------------|--------|-----------|
| 218909-C | N119198 | #4 Zn Large Screw Eye | 10/0/50 | .138 | .79 PK |
| 212594-C | N119222 | #6 Zn Large Screw Eye | 10/0/50 | .119 | .79 PK |
| 218936-C | N119263 | #8 Zn Large Screw Eye | 10/0/50 | .100 | .79 PK |
| 218945-C | N119040 | #10 Zn Large Screw Eye | 10/0/50 | .094 | .79 PK |
| 218918-C | N119081 | #12 Zn Large Screw Eye | 10/0/50 | .067 | .79 PK |
| 218927-C | N119131 | #12 Zn Large Screw Eye | 10/0/50 | .049 | .79 PK |
| 212148-D | N220418 | #000 Zn Large Screw Eye | 10/0/50 | .200 | .79 EA |
| 212157-D | N220426 | #0 Zn Large Screw Eye | 20/0/100 | .194 | .49 EA |
| 212166-C | N220434 | #2 Zn Large Screw Eye | 20/0/200 | .069 | .29 EA |
| 223804-D | N119032 | #10 Bp Large Screw Eye | 50/0/250 | .010 | .07 EA |
| 223813-D | N119073 | #12 Bp Large Screw Eye | 100/0/500 | .006 | .05 EA |
| 223822-D | N119123 | #14 Bp Large Screw Eye | 100/0/500 | .010 | .05 EA |

| ModelNo. | WireDia. | InsideEye Dia. | ThreadLgth. | OverallLgth. | Qty. Per Vis.Pack |
|----------|----------|----------------|-------------|--------------|-------------------|
| 000 | .361 | 1" | 1-5/8" | 3-7/8" | |
| 0 | .300 | 13/16" | 1-1/4" | 2-7/8" | |
| 2 | .262 | 23/32" | 1-1/8" | 2-5/8" | |
| 4 | .216 | 5/8" | 15/16" | 2-3/16" | 3 |
| 6 | .190 | 17/32" | 3/4" | 1-15/16" | 4 |
| 8 | .159 | 15/32" | 11/16" | 1-5/8" | 6 |
| 10 | .136 | 13/32" | 1/2" | 1-3/8" | 8 |
| 12 | .105 | 3/8" | 7/16" | 1-3/16" | 10 |
| 14 | .080 | 11/32" | 5/16" | 1-1/16" | 12 |

National Mfg.

Large Screw Eye - Catalog model No. V2015 series. Visual pack. Manufactured from solid brass with brass finish.



| Product No. | Mfg. No. | Description | Order Mult. | Weight | Unit Cost |
|-------------|----------|------------------------|-------------|--------|-----------|
| 222217-C | N119362 | #8 Sb Large Screw Eye | 10/0/40 | .055 | 1.29 PK |
| 242292-C | N119289 | #10 Sb Large Screw Eye | 10/0/50 | .058 | 1.29 PK |
| 214698-C | N119305 | #12 Sb Large Screw Eye | 10/0/100 | .038 | 1.29 PK |

| ModelNo. | WireDia. | InsideEye Dia. | ThreadLgth. | OverallLgth. | Qty. Per Vis.Pack |
|----------|----------|----------------|-------------|--------------|-------------------|
| 8 | .159 | 11/16" | 1/2" | 1-5/8" | 3 |
| 10 | .136 | 1/2" | 3/16" | 1-3/8" | 4 |
| 12 | .105 | 7/16" | 3/8" | 1-3/16" | 5 |

HARDWARE

National Mfg.

Large Screw Eye - Catalog model No. 2016BC series. Bulk box pack. Manufactured from stainless steel - resists corrosion.



| Product No. | Mfg. No. | Description | Order Mult. | Weight | Unit Cost |
|-------------|----------|-----------------------|-------------|--------|-----------|
| 203815-D | N220442 | #0 Ss Large Screw Eye | 20/0/100 | .010 | 1.49 EA |
| 203823-E | N220459 | #2 Ss Large Screw Eye | 20/0/100 | .068 | 1.29 EA |
| 203947-D | N220467 | #4 Ss Large Screw Eye | 20/0/100 | .038 | .69 EA |
| 203971-E | N220475 | #8 Ss Large Screw Eye | 20/0/100 | .016 | .49 EA |

| Model No. | Wire Dia. | Inside Eye Dia. | ThreadLgth. | OverallLgth. |
|-----------|-----------|-----------------|-------------|--------------|
| 0 | .300 | 13/16" | 1-1/4" | 2-7/8" |
| 2 | .262 | 3/4" | 1-1/8" | 2-5/8" |
| 4 | .216 | 5/8" | 15/16" | 2-3/16" |
| 8 | .159 | 1/2" | 11/16" | 1-5/8" |

National Mfg.

Square Bend Screw Hook - Catalog model No. V2030 and 2030 series. Select visual pack or bulk pack. Manufactured from steel with zinc finish.



| Product No. | Mfg. No. | Description | Order Mult. | Weight | Unit Cost |
|-------------|----------|-------------------------|-------------|--------|-----------|
| 223001-C | N120287 | #104 Sq Bend Screw Hook | 10/0/80 | .100 | .89 PK |
| 222985-C | N120337 | #106 Sq Bend Screw Hook | 10/0/80 | .094 | .89 PK |
| 212567-C | N120378 | #108 Sq Bend Screw Hook | 10/0/80 | .081 | .89 PK |
| 212576-C | N120402 | #110 Sq Bend Screw Hook | 10/0/50 | .068 | .89 PK |
| 212585-C | N120436 | #112 Sq Bend Screw Hook | 10/0/50 | .038 | .89 PK |
| 223038-C | N120477 | #114 Sq Bend Screw Hook | 10/0/50 | .025 | .89 PK |
| 231920-D | N120394 | #110 Sq Bend Screw Hook | 50/0/250 | .009 | .09 EA |
| 231939-D | N120428 | #112 Sq Bend Screw Hook | 100/0/500 | .005 | .07 EA |
| 231948-D | N120469 | #114 Sq Bend Screw Hook | 100/0/500 | .002 | .05 EA |

| Model No. | Wire Dia. | Thread Lgth. | HookEnd Lgth. | Overall Lgth. | Qty. Per Vis.Pack |
|-----------|-----------|--------------|---------------|---------------|-------------------|
| 104 | .222 | 15/16" | 1" | 3-1/16" | 2 |
| 106 | .190 | 3/4" | 7/8" | 2-5/8" | 3 |
| 108 | .159 | 11/16" | 3/4" | 2-1/4" | 5 |
| 110 | .136 | 9/16" | 5/8" | 1-13/16" | 6 |
| 112 | .105 | 7/16" | 1/2" | 1-3/8" | 10 |
| 114 | .080 | 5/16" | 3/8" | 1" | 12 |

National Mfg.

Tarp Or Rope Hook - 2053 manufactured from steel with zinc finish. Working load 100 lb.



| Product No. | Mfg. No. | Description | Order Mult. | Weight | Unit Cost |
|-------------|----------|----------------------|-------------|--------|-----------|
| 206066-D | N220574 | 2" radius corner | 1/20/100 | .044 | .59 EA |
| 206067-E | N220582 | 3-1/2" radius corner | 1/20/100 | .127 | .99 EA |

SCREWS/HOOKS

National Mfg.

Light Closed S Hook - Select visual pack or bulk box pack. Manufactured from steel with zinc finish.



| Product No. | Mfg. No. | Description | Order Mult. | Weight | Unit Cost |
|-------------|----------|--------------------------|-------------|--------|-----------|
| 226516-C | N121277 | #809 Light Closed S Hook | 10/0/80 | .088 | .89 PK |
| 227828-C | N121319 | #810 Light Closed S Hook | 10/0/100 | .075 | .89 PK |
| 228952-C | N121350 | #811 Light Closed S Hook | 10/0/50 | .069 | .89 PK |
| 229050-C | N121392 | #812 Light Closed S Hook | 10/0/50 | .063 | .89 PK |
| 229078-C | N121434 | #813 Light Closed S Hook | 10/0/50 | .044 | .89 PK |
| 213307-C | N121343 | #811 Light Closed S Hook | 50/0/200 | .010 | .09 EA |
| 213325-D | N121384 | #812 Light Closed S Hook | 50/0/200 | .008 | .07 EA |

| Model No. | Wire Dia. | Inside Eye Dia. | Overall Lgth. | Qty. Per Vis. Pack |
|-----------|-----------|-----------------|---------------|--------------------|
| 809 | .146 | 3/4" | 2-1/8" | 3 |
| 810 | .136 | 1/2" | 1-5/8" | 4 |
| 811 | .122 | 3/8" | 1-1/4" | 5 |
| 812 | .105 | 5/16" | 1-1/8" | 6 |
| 813 | .092 | 1/4" | 7/8" | 8 |

National Mfg.

Heavy S Hook - Catalog model No. V2076 thru 2076 series. Select visual pack or bulk box pack. Manufactured from steel with zinc finish.



| Product No. | Mfg. No. | Description | Order Mult. | Weight | Unit Cost |
|-------------|----------|--------------------------|-------------|--------|-----------|
| 224288-C | N121533 | 3/4"zn Heavy Open S Hook | 10/0/50 | .025 | .79 PK |
| 224297-C | N121574 | 1" Zn Heavy Open S Hook | 10/0/50 | .038 | .79 PK |
| 224359-C | N121616 | 1-1/2" Heavy Open S Hook | 10/0/50 | .100 | .99 PK |
| 224536-C | N121665 | 2" Zn Heavy Open S Hook | 10/0/50 | .138 | .99 PK |
| 224625-C | N121715 | 2-1/2" Heavy Open S Hook | 10/0/80 | .113 | .89 PK |
| 242268-C | N121756 | 3" Zn Heavy Open S Hook | 10/0/50 | .006 | .99 PK |
| 213192-D | N121525 | 3/4" Heavy Open S Hook | 50/0/500 | .003 | .07 EA |
| 212200-D | N121566 | 1" Bp Heavy Open S Hook | 50/0/200 | .008 | .09 EA |
| 213218-D | N273425 | 2" Heavy Open S Hook | 50/0/150 | .066 | .39 EA |
| 213227-D | N273433 | 2-1/2" Heavy Open S Hook | 50/0/100 | .110 | .49 EA |
| 213245-D | N273441 | 3" Heavy Open S Hook | 50/0/200 | .149 | .59 EA |

| Overall Lgth. | Wire Dia. | Inside Eye Dia. | Qty. Per Vis. Pack |
|---------------|-----------|-----------------|--------------------|
| 3/4" | .080 | 7/32" | 8 |
| 1" | .105 | 5/16" | 6 |
| 1-1/2" | .177 | 7/16" | 4 |
| 2" | .262 | 25/32" | 2 |
| 2-1/2" | .300 | 7/16" | 1 |
| 3" | .312 | 15/16" | 1 |

National Mfg.

Heavy S Hook - Visual pack. Manufactured from solid brass with brass finish.



| Product No. | Mfg. No. | Description | Order Mult. | Weight | Unit Cost |
|-------------|----------|-------------------------|-------------|--------|-----------|
| 224643-C | N121780 | 3/4" Heavy Open S Hook | 10/0/50 | .013 | .89 PK |
| 224670-C | N121806 | 1" Sb Heavy Open S Hook | 10/0/50 | .025 | .99 PK |

| Overall Lgth. | Wire Dia. | Inside Eye Dia. | Qty. Per Vis. Pack |
|---------------|-----------|-----------------|--------------------|
| 3/4" | .080 | 7/32" | 3 |
| 1" | .105 | 5/16" | 3 |

SCREWS/HOOKS

HARDWARE

National Mfg.

Heavy S Hook - Catalog model No. 2078BC thru 2078 series. Bulk box pack. Manufactured from stainless steel. Resists corrosion.



| Product No. | Mfg. No. | Description | Order Mult. | Weight | Unit Cost |
|-------------|----------|------------------------|-------------|--------|-----------|
| 205044-D | N233536 | 1-1/2" Ss Heavy S Hook | 20/0/100 | .003 | .59 EA |
| 205109-E | N233544 | 2" Ss Heavy S Hook | 20/0/100 | .007 | 1.29 EA |
| 205133-E | N233551 | 2-1/2" Ss Heavy S Hook | 20/0/60 | .012 | 1.79 EA |
| 205362-D | N233569 | 3" Ss Heavy S Hook | 20/0/100 | .015 | 1.99 EA |

| Overall Lgth. | Wire Dia. | Inside Eye Dia. |
|---------------|-----------|-----------------|
| 1-1/2" | .177 | 7/16" |
| 2" | .262 | 9/16" |
| 2-1/2" | .300 | 25/32" |
| 3" | .312 | 15/16" |

National Mfg.

Lag Screw Eye - Catalog model No. 2150BC series. Bulk box pack. Manufactured from steel with zinc finish.



| Product No. | Mfg. No. | Description | Order Mult. | Weight | Unit Cost |
|-------------|----------|--------------------------|-------------|--------|-----------|
| 205575-E | N220665 | 1/4x3-3/4 Lag Screw Eye | 10/0/100 | .075 | .49 EA |
| 205702-D | N220673 | 1/4x5 Lag Screw Eye | 10/0/50 | .088 | .49 EA |
| 206075-E | N220681 | 5/16x4 Lag Screw Eye | 10/0/100 | .113 | .69 EA |
| 206342-D | N220699 | 5/16x6 Lag Screw Eye | 10/0/50 | .150 | .79 EA |
| 206377-D | N220707 | 3/8x4-1/2 Lag Screw Eye | 10/0/100 | .200 | .89 EA |
| 206385-E | N220715 | 3/8x8 Lag Screw Eye | 10/0/50 | .300 | 1.29 EA |
| 206776-E | N220723 | 7/16x5-1/4 Lag Screw Eye | 10/0/50 | .324 | 1.79 EA |

| Dia. Thread In. | Overall Lgth. In. | Thread Lgth. In. | Inside Dia. Eye In. |
|-----------------|-------------------|------------------|---------------------|
| 1/4 | 3-3/4 | 1-1/2 | 1/2 |
| 1/4 | 5 | 1-1/2 | 1/2 |
| 5/16 | 4 | 1-5/8 | 5/8 |
| 5/16 | 6 | 1-5/8 | 5/8 |
| 3/8 | 4-1/2 | 1-5/8 | 3/4 |
| 3/8 | 8 | 2-1/2 | 3/4 |
| 7/16 | 5-1/4 | 2-1/8 | 1 |

National Mfg.

Lag Screw Eye - Catalog model No. 2151BC series. Bulk box pack. Manufactured from stainless steel. Resists corrosion.



| Product No. | Mfg. No. | Description | Order Mult. | Weight | Unit Cost |
|-------------|----------|-------------------------|-------------|--------|-----------|
| 207144-E | N220772 | 1/4x3-3/4 Lag Screw Eye | 10/0/50 | .070 | 1.29 EA |
| 207152-D | N220780 | 1/4x5 Ss Lag Screw Eye | 10/0/50 | .087 | 1.49 EA |
| 207160-D | N220798 | 5/16x4 Ss Lag Screw Eye | 10/0/50 | .114 | 1.99 EA |
| 207187-D | N220806 | 3/8x4-1/2 Lag Screw Eye | 1/10/50 | .183 | 2.99 EA |

| Dia. Thread In. | Overall Lgth. In. | Thread Lgth. In. | Inside Dia. Eye In. |
|-----------------|-------------------|------------------|---------------------|
| 1/4 | 3-3/4 | 1-1/2 | 1/2 |
| 1/4 | 5 | 1-1/2 | 1/2 |
| 5/16 | 4 | 1-5/8 | 5/8 |
| 3/8 | 4-1/2 | 1-5/8 | 3/4 |

National Mfg.

Screw Hook - Bulk box pack. Lag screw thread. Manufactured from stainless steel. Resists corrosion.



| Product No. | Mfg. No. | Description | Order Mult. | Weight | Unit Cost |
|-------------|----------|-------------------------|-------------|--------|-----------|
| 207195-D | N220814 | 1/4x4-1/4 Ss Screw Hook | 1/10/50 | .082 | 2.79 EA |
| 207209-D | N220822 | 3/8x4-7/8 Ss Screw Hook | 1/10/50 | .206 | 4.79 EA |

| Dia. Thread In. | Overall Lgth. In. | Thread Lgth. In. | Inside Dia. Eye In. |
|-----------------|-------------------|------------------|---------------------|
| 1/4 | 4-1/4 | 1-1/2 | 1 |
| 3/8 | 4-7/8 | 1-5/8 | 1 |

National Mfg.

Screw Hook - Bulk box pack. Lag screw thread. Manufactured from steel with zinc finish.



| Product No. | Mfg. No. | Description | Order Mult. | Weight | Unit Cost |
|-------------|----------|-----------------------|-------------|--------|-----------|
| 231813-C | N220863 | 1/4x4-1/4 Screw Hook | 10/0/100 | .081 | .69 EA |
| 231822-C | N220871 | 5/16x4-1/2 Screw Hook | 10/0/50 | .125 | .79 EA |
| 231831-D | N220889 | 3/8x4-7/8 Screw Hook | 10/0/100 | .188 | 1.29 EA |

| Dia. Thread In. | Overall Lgth. In. | Thread Lgth. In. | Inside Dia. Eye In. |
|-----------------|-------------------|------------------|---------------------|
| 1/4 | 4-1/4 | 1-1/2 | 1 |
| 5/16 | 4-1/2 | 1-5/8 | 1 |
| 3/8 | 4-7/8 | 1-5/8 | 1 |

National Mfg.

Heavy-Duty Screw Hook - Bulk box pack. Lag screw thread. Manufactured from steel with zinc finish. Size: 3/8" x 4-1/2".



| Product No. | Mfg. No. | Description | Order Mult. | Weight | Unit Cost |
|-------------|----------|----------------------|-------------|--------|-----------|
| 212914-C | N220830 | 3/8x4-1/2 Screw Hook | 10/0/50 | .175 | 1.29 EA |

HARDWARE

National Mfg.

Eye Bolt - Catalog model No. 2160BC series. Bulk box pack. Machine screw threads with hex nut, assembled. Manufactured from steel with zinc finish.



| Product No. | Mfg. No. | Description | Order Mult. | Weight | Unit Cost |
|-------------|----------|------------------------|-------------|--------|-----------|
| 207217-E | N221051 | 3/16x1-1/2 Zn Eye Bolt | 20/0/500 | .019 | .39 EA |
| 207233-E | N221069 | 3/16x2 Zn Eye Bolt | 20/0/500 | .019 | .39 EA |
| 207276-E | N221077 | 3/16x2-1/2 Zn Eye Bolt | 20/0/500 | .025 | .39 EA |
| 207284-E | N221085 | 1/4x2 Zn Eye Bolt | 20/0/200 | .041 | .39 EA |
| 207292-D | N221101 | 1/4x2-1/2 Zn Eye Bolt | 20/0/200 | .094 | .39 EA |
| 207306-E | N221119 | 1/4x3 Zn Eye Bolt | 20/0/200 | .050 | .49 EA |
| 207349-D | N221127 | 1/4x4 Zn Eye Bolt | 20/0/200 | .125 | .49 EA |
| 207357-E | N221135 | 1/4x5 Zn Eye Bolt | 20/0/100 | .075 | .59 EA |
| 207365-D | N221143 | 1/4x6 Zn Eye Bolt | 20/0/100 | .088 | .59 EA |
| 207438-D | N221218 | 5/16x3-1/4 Zn Eye Bolt | 10/0/100 | .094 | .59 EA |
| 207454-E | N221226 | 5/16x4 Zn Eye Bolt | 10/0/100 | .100 | .69 EA |
| 207861-D | N221234 | 5/16x5 Zn Eye Bolt | 10/0/100 | .119 | .69 EA |
| 207888-D | N221242 | 5/16x6 Zn Eye Bolt | 10/0/100 | .138 | .79 EA |
| 207896-E | N221267 | 3/8x4 Zn Eye Bolt | 10/0/100 | .175 | .89 EA |
| 207918-D | N221275 | 3/8x5 Zn Eye Bolt | 10/0/100 | .200 | .89 EA |
| 207926-E | N221283 | 3/8x6 Zn Eye Bolt | 10/0/50 | .213 | .99 EA |
| 208000-E | N221291 | 3/8x8 Zn Eye Bolt | 10/0/100 | .269 | 1.29 EA |
| 208078-D | N221309 | 1/2x4 Zn Eye Bolt | 10/0/50 | .330 | 1.99 EA |
| 208086-E | N221317 | 1/2x6 Zn Eye Bolt | 10/0/50 | .399 | 2.29 EA |
| 208116-D | N221325 | 1/2x8 Zn Eye Bolt | 1/10/50 | .493 | 2.49 EA |
| 208515-D | N221333 | 1/2x10 Zn Eye Bolt | 1/10/50 | .600 | 2.99 EA |
| 208523-D | N221341 | 1/2x12 Zn Eye Bolt | 1/10/50 | .680 | 3.49 EA |

| Dia. Thread In. | Overall Lgth. In. | Thread Size | Thread Lgth. In. | Inside Dia. Eye In. |
|-----------------|-------------------|-------------|------------------|---------------------|
| 3/16 | 1-1/2 | 10-24 | 1/2 | 1/2 |
| 3/16 | 2 | 10-24 | 1-1/4 | 1/2 |
| 3/16 | 2-1/2 | 10-24 | 1-1/4 | 1/2 |
| 1/4 | 2 | 1/4-20 | 7/8 | 9/16 |
| 1/4 | 2-1/2 | 1/4-20 | 1-1/8 | 9/16 |
| 1/4 | 3 | 1/4-20 | 1-3/4 | 9/16 |
| 1/4 | 4 | 1/4-20 | 2-3/4 | 9/16 |
| 1/4 | 5 | 1/4-20 | 3-1/4 | 9/16 |
| 1/4 | 6 | 1/4-20 | 3-1/4 | 9/16 |
| 5/16 | 3-1/4 | 5/16-18 | 1-3/4 | 3/4 |
| 5/16 | 4 | 5/16-18 | 2-3/4 | 3/4 |
| 5/16 | 5 | 5/16-18 | 3-1/4 | 3/4 |
| 5/16 | 6 | 5/16-18 | 3-1/4 | 3/4 |
| 3/8 | 4 | 3/8-16 | 2-1/8 | 1 |
| 3/8 | 5 | 3/8-16 | 3-1/8 | 1 |
| 3/8 | 6 | 3/8-16 | 3-1/4 | 1 |
| 3/8 | 8 | 3/8-16 | 3-1/4 | 1 |
| 1/2 | 4 | 1/2-13 | 1-3/4 | 1 |
| 1/2 | 6 | 1/2-13 | 3-3/4 | 1 |
| 1/2 | 8 | 1/2-13 | 3-3/4 | 1 |
| 1/2 | 10 | 1/2-13 | 3-3/4 | 1 |
| 1/2 | 12 | 1/2-13 | 3-3/4 | 1 |

SCREWS/HOOKS

National Mfg.

Eye Bolt - Catalog model No. 2161BC series. Bulk box pack. Machine screw threads with hex nut, assembled. Manufactured from stainless steel. Resists corrosion.



| Product No. | Mfg. No. | Description | Order Mult. | Weight | Unit Cost |
|-------------|----------|------------------------|-------------|--------|-----------|
| 208558-D | N221556 | 3/16x1-1/2 Zn Eye Bolt | 10/0/50 | .002 | .79 EA |
| 208574-D | N221564 | 3/16x2 Zn Eye Bolt | 10/0/50 | .020 | .79 EA |
| 208612-E | N221572 | 1/4x2 Ss Eye Bolt | 10/0/100 | .020 | 1.29 EA |
| 208965-E | N221580 | 1/4x2-1/2 Ss Eye Bolt | 10/0/50 | .005 | 1.29 EA |
| 209007-D | N221598 | 1/4x3 Ss Eye Bolt | 10/0/50 | .006 | 1.29 EA |
| 209015-D | N221606 | 1/4x4 Ss Eye Bolt | 10/0/50 | .007 | 1.49 EA |
| 209023-D | N221614 | 5/16x3-1/4 Ss Eye Bolt | 10/0/50 | .010 | 1.79 EA |
| 209031-D | N221622 | 5/16x4 Ss Eye Bolt | 10/0/100 | .108 | 1.99 EA |
| 209066-E | N221630 | 5/16x5 Ss Eye Bolt | 10/0/50 | .013 | 2.29 EA |
| 209074-D | N221648 | 3/8x4 Ss Eye Bolt | 1/10/50 | .108 | 2.79 EA |
| 209082-D | N221655 | 3/8x5 Ss Eye Bolt | 1/10/50 | .020 | 2.99 EA |
| 209090-D | N221663 | 3/8x6 Ss Eye Bolt | 1/10/50 | .022 | 3.29 EA |
| 209368-D | N221671 | 3/8x8 Ss Eye Bolt | 1/10/50 | .027 | 3.49 EA |

| Dia. Thread In. | Overall Lgth. In. | Thread Size | Thread Lgth. In. | Inside Dia. Eye In. |
|-----------------|-------------------|-------------|------------------|---------------------|
| 3/16 | 1-1/2 | 10-24 | 1/2 | 1/4 |
| 3/16 | 2 | 10-24 | 1-1/4 | 1/4 |
| 1/4 | 2 | 1/4-20 | 7/8 | 9/16 |
| 1/4 | 2-1/2 | 1/4-20 | 1-1/8 | 9/16 |
| 1/4 | 3 | 1/4-20 | 1-3/4 | 9/16 |
| 1/4 | 4 | 1/4-20 | 2-3/4 | 9/16 |
| 5/16 | 3-1/4 | 5/16-18 | 1-3/4 | 3/4 |
| 5/16 | 4 | 5/16-18 | 2-3/4 | 3/4 |
| 5/16 | 5 | 5/16-18 | 3-1/4 | 3/4 |
| 3/8 | 4 | 3/8-16 | 2-1/8 | 1 |
| 3/8 | 5 | 3/8-16 | 3-1/8 | 1 |
| 3/8 | 6 | 3/8-16 | 3-1/4 | 1 |
| 3/8 | 8 | 3/8-16 | 3-1/4 | 1 |

National Mfg.

Eye Bolt - Catalog model No. 3260BC series. Machine screw threads with hex nut assembled. Forged steel with galvanized finish for corrosion resistance.



| Product No. | Mfg. No. | Description | Order Mult. | Weight | Unit Cost |
|-------------|----------|---------------------|-------------|--------|-----------|
| 246298-D | N245076 | 1/4x2 Eye Bolt | 5/0/25 | .066 | 3.29 EA |
| 246301-D | N245084 | 1/4x4 Eye Bolt | 5/0/25 | .097 | 3.79 EA |
| 246328-D | N245100 | 5/16x2-1/4 Eye Bolt | 5/0/25 | .111 | 3.79 EA |
| 246336-D | N245126 | 3/8x2-1/2 Eye Bolt | 5/0/25 | .190 | 4.29 EA |
| 246344-D | N245134 | 3/8x4-1/2 Eye Bolt | 5/0/25 | .255 | 4.79 EA |
| 246352-D | N245142 | 3/8x6 Eye Bolt | 3/0/24 | .321 | 5.29 EA |
| 246360-D | N245159 | 1/2x3-1/4 Eye Bolt | 5/0/25 | .431 | 5.79 EA |
| 246379-D | N245167 | 1/2x6 Eye Bolt | 3/0/24 | .586 | 7.29 EA |
| 246387-D | N245175 | 1/2x8 Eye Bolt | 3/0/24 | .723 | 9.29 EA |
| 246395-D | N245183 | 1/2x10 Eye Bolt | 3/0/24 | .841 | 11.49 EA |

| Dimension Chart | | |
|-----------------|--------|-----------------------|
| Size | Dim. A | Dim. B (Thread Lgth.) |
| 1/4" x 2" | 2" | 1-1/2" |
| 1/4" x 4" | 4" | 2-1/2" |
| 5/16" x 2-1/4" | 2-1/4" | 1-1/2" |
| 5/16" x 4-1/4" | 4-1/4" | 2-1/2" |
| 3/8" x 2-1/2" | 2-1/2" | 1-1/2" |
| 3/8" x 4-1/2" | 4-1/2" | 2-1/2" |
| 3/8" x 6" | 6" | 2-1/2" |
| 1/2" x 3-1/4" | 3-1/4" | 1-1/2" |
| 1/2" x 6" | 6" | 3" |
| 1/2" x 8" | 8" | 3" |
| 1/2" x 10" | 10" | 3" |

TURNBUCKLES

HARDWARE

National Mfg.

Hook Bolt - Bulk box pack with 2 hex nuts, assembled. Manufactured from steel with zinc finish. Sizes: 5/16" x 5" and 3/8" x 7".



| Product No. | Mfg. No. | Description | Order Mult. | Weight | Unit Cost |
|-------------|----------|------------------|-------------|--------|-----------|
| 231341-C | N221689 | 5/16x5 Hook Bolt | 10/0/100 | .125 | .89 EA |
| 231350-C | N221697 | 3/8x7 Hook Bolt | 10/0/50 | .250 | 1.29 EA |

National Mfg.

Turnbuckle - Catalog model No. 2170BC series. Eye and eye. Bulk box pack. Hex shaped body. Manufactured from aluminum with zinc finish. Steel eyes.

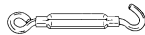


| Product No. | Mfg. No. | Description | Order Mult. | Weight | Unit Cost |
|-------------|----------|--------------------------|-------------|--------|-----------|
| 210374-D | N221721 | 3/16x5-1/2 Zn Turnbuckle | 10/0/50 | .050 | .99 EA |
| 210390-E | N221739 | 7/32x6-1/2 Zn Turnbuckle | 10/0/50 | .074 | 1.29 EA |
| 210404-E | N221747 | 1/4x7-1/2 Zn Turnbuckle | 10/0/100 | .100 | 1.49 EA |
| 210412-D | N221754 | 5/16x9 Zn Turnbuckle | 10/0/100 | .213 | 1.99 EA |
| 211362-C | N221762 | 3/8x10-1/2 Zn Turnbuckle | 1/0/30 | .350 | 1.99 EA |
| 211370-D | N221770 | 3/8x16 Zn Turnbuckle | 1/0/45 | .488 | 4.29 EA |
| 211400-D | N221788 | 1/2x17 Zn Turnbuckle | 1/0/25 | .948 | 9.79 EA |

| Dia. Thread In. | Overall Lgth. Open | Thread Size | Maximum Open In. | Minimum Closed In. | Body Lgth. In. | Inside Dia. Eye In. | Safe Working Load Lb. |
|-----------------|--------------------|-------------|------------------|--------------------|----------------|---------------------|-----------------------|
| 3/16 | x 5-1/2 | 10-24 | 6 | 4 | 2-1/4 | 9/32 | 45 |
| 7/32 | x 6-1/2 | 12-24 | 6-1/4 | 4-1/2 | 2-3/4 | 11/32 | 55 |
| 1/4 | x 7-1/2 | 1/4-20 | 7-3/4 | 5-3/16 | 3 | 3/8 | 90 |
| 5/16 | x 9 | 5/16-18 | 9-1/4 | 6-1/4 | 3-3/4 | 1/2 | 130 |
| 3/8 | x 10-1/2 | 3/8-16 | 11 | 7-1/2 | 4-1/4 | 5/8 | 215 |
| 3/8 | x 16 | 3/8-16 | 16-1/2 | 10-1/4 | 7-1/8 | 5/8 | 215 |
| 1/2 | x 17 | 1/2-13 | 18-3/8 | 11-7/8 | 7-1/4 | 3/4 | 320 |

National Mfg.

Turnbuckle - Catalog model No. 2172BC series. Hook and eye. Bulk box pack. Hex shaped body. Manufactured from aluminum with zinc finish. Steel hook and eye.



| Product No. | Mfg. No. | Description | Order Mult. | Weight | Unit Cost |
|-------------|----------|--------------------------|-------------|--------|-----------|
| 211435-D | N221846 | 3/16x5-1/2 Zn Turnbuckle | 10/0/50 | .050 | .99 EA |
| 211451-E | N221853 | 7/32x6-1/2 Zn Turnbuckle | 10/0/50 | .074 | 1.29 EA |
| 211478-E | N221861 | 1/4x7-1/2 Zn Turnbuckle | 10/0/100 | .100 | 1.49 EA |
| 211486-D | N221879 | 5/16x9 Zn Turnbuckle | 10/0/100 | .200 | 1.79 EA |
| 211494-D | N221887 | 3/8x10-1/2 Zn Turnbuckle | 1/0/25 | .338 | 2.49 EA |
| 211745-D | N221895 | 3/8x16 Zn Turnbuckle | 1/0/45 | .450 | 4.29 EA |
| 211753-D | N221903 | 1/2x17 Zn Turnbuckle | 1/0/25 | .900 | 9.79 EA |

| Dia. Thread In. | Overall Lgth. Open | Thread Size | Minimum Open In. | Minimum Closed In. | Body Lgth. In. | Inside Dia. Eye In. | Safe Working Load Lb. |
|-----------------|--------------------|-------------|------------------|--------------------|----------------|---------------------|-----------------------|
| 3/16 | x 5-1/2 | 10-24 | 5-7/8 | 4 | 2-1/4 | 9/32 | 45 |
| 7/32 | x 6-1/2 | 12-24 | 6-13/16 | 4-1/2 | 2-3/4 | 11/32 | 55 |
| 1/4 | x 7-1/2 | 1/4-20 | 7-5/8 | 5-3/16 | 3 | 3/8 | 90 |
| 5/16 | x 9 | 5/16-18 | 9-3/8 | 6-1/4 | 3-3/4 | 1/2 | 130 |
| 3/8 | x 10-1/2 | 3/8-16 | 11-1/4 | 7-1/2 | 4-1/4 | 5/8 | 215 |
| 3/8 | x 16 | 3/8-16 | 16-1/2 | 10-1/4 | 7-1/8 | 5/8 | 215 |
| 1/2 | x 17 | 1/2-13 | 18-1/4 | 11-13/16 | 7-1/4 | 3/4 | 320 |

National Mfg.

U Bolt - Catalog model No. 2190BC series. Bulk box pack with plate and 2 hex nuts, assembled. Manufactured from steel with zinc finish.



| Product No. | Mfg. No. | Description | Order Mult. | Weight | Unit Cost |
|-------------|----------|----------------|-------------|--------|-----------|
| 211834-D | N222075 | #112 Zn U-bolt | 10/0/200 | .094 | .79 EA |
| 211842-D | N222083 | #132 Zn U-bolt | 10/0/200 | .100 | .79 EA |
| 211850-D | N222109 | #136 Zn U-bolt | 10/0/200 | .125 | .99 EA |
| 211869-E | N222117 | #146 Zn U-bolt | 10/0/200 | .138 | 1.29 EA |
| 211907-E | N222125 | #512 Zn U-bolt | 10/0/200 | .144 | 1.29 EA |
| 211966-E | N222133 | #516 Zn U-bolt | 10/0/200 | .188 | 1.29 EA |
| 211974-E | N222141 | #522 Zn U-bolt | 10/0/200 | .181 | 1.29 EA |
| 211982-E | N222158 | #526 Zn U-bolt | 10/0/200 | .272 | 1.29 EA |
| 211990-E | N222166 | #532 Zn U-bolt | 10/0/200 | .191 | 1.29 EA |
| 212032-D | N222174 | #536 Zn U-bolt | 10/0/200 | .238 | 1.29 EA |
| 212083-E | N222182 | #542 Zn U-bolt | 10/0/200 | .213 | 1.29 EA |
| 212105-E | N222562 | #546 Zn U-bolt | 10/0/180 | .269 | 1.49 EA |
| 212113-D | N222224 | #662 Zn U-bolt | 10/0/50 | .490 | 1.99 EA |

| Model No. | Dia. Thread | Size Width Between Legs | Overall Lgth. | Thread Size | Thread Lgth. | Pipe Size* |
|-----------|-------------|-------------------------|---------------|-------------|--------------|------------|
| 112 | 1/4" | x 3/4" | x 2-1/2" | 1/4-20 | 1-1/2" | 3/8" |
| 132 | 1/4" | x 1-1/8" | x 2-1/4" | 1/4-20 | 1" | 1/2" 3/4" |
| 136 | 1/4" | x 1-1/8" | x 3-1/2" | 1/4-20 | 1-3/4" | 1/2" 3/4" |
| 146 | 1/4" | x 1-3/8" | x 4" | 1/4-20 | 2-3/8" | 1" |
| 512 | 5/16" | x 1-3/8" | x 2-1/2" | 5/16-18 | 1-1/8" | 1" |
| 516 | 5/16" | x 1-3/8" | x 3-3/4" | 5/16-18 | 2-1/4" | 1" |
| 522 | 5/16" | x 1-3/4" | x 3" | 5/16-18 | 1-3/8" | 1-1/4" |
| 526 | 5/16" | x 1-3/4" | x 4-1/4" | 5/16-18 | 2-1/4" | 1-1/4" |
| 532 | 5/16" | x 2" | x 3-1/4" | 5/16-18 | 1-1/2" | 1-1/2" |
| 536 | 5/16" | x 2" | x 4-1/2" | 5/16-18 | 2-1/2" | 1-1/2" |
| 542 | 5/16" | x 2-1/2" | x 3-1/2" | 5/16-18 | 1-3/4" | 2" |
| 546 | 5/16" | x 2-1/2" | x 5" | 5/16-18 | 2-1/4" | 2" |
| 662 | 3/8" | x 3-1/2" | x 5-1/4" | 3/8-16 | 2-1/2" | 3" |

National Mfg.

U Bolt Plate - Bulk box pack. For use with model No. 2192 square U bolts. Manufactured from steel with zinc finish.



| Product No. | Mfg. No. | Description | Order Mult. | Weight | Unit Cost |
|-------------|----------|---|-------------|--------|-----------|
| 215058-E | N222323 | To be used with 5/16" x 2" square U bolts | 10/0/50 | .050 | .49 EA |
| 215090-E | N222331 | To be used with 3/8" x 3" square U bolts | 10/0/50 | .132 | .79 EA |
| 216232-D | N222349 | To be used with 3/8" x 4" square U bolts | 10/0/50 | .152 | .99 EA |

HARDWARE

National Mfg.

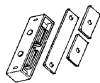
Square U Bolt - Bulk box pack with 2 hex nuts, assembled. Plates are separate, see the model No. 2191 series. Manufactured from steel with zinc finish.



| Product No. | Mfg. No. | Description | Order Mult. | Weight | Unit Cost |
|-------------|----------|---|-------------|--------|-----------|
| 216240-E | N222356 | 533, 5/16" diameter bolt; 2" W. x 3" L. | 10/0/50 | .130 | 1.29 EA |
| 216259-D | N222364 | 535, 5/16" diameter bolt; 2" W. x 5" L. | 10/0/50 | .196 | 1.29 EA |
| 216275-D | N222372 | 657, 3/8" diameter bolt; 3" W. x 7" L. | 10/0/50 | .476 | 2.49 EA |
| 216291-D | N222380 | 637, 3/8" diameter bolt; 4" W. x 3" L. | 10/0/30 | .184 | 1.79 EA |
| 216313-E | N222398 | 675, 3/8" diameter bolt; 4" W. x 5" L. | 10/0/30 | .400 | 2.29 EA |
| 216585-E | N222406 | 677, 3/8" diameter bolt; 4" W. x 7" L. | 10/0/30 | .490 | 2.79 EA |

H. B. Ives

Heavy-Duty Magnetic Catch - Aluminum case. Dual double pole. Self-aligning magnets insure maximum pull. Can be mounted or mortised. Case size 3-1/8" x 1" x 9/16".



| Product No. | Mfg. No. | Description | Order Mult. | Weight | Unit Cost |
|-------------|----------|-------------------|-------------|--------|-----------|
| 208949-C | SP326A3 | Bright brass | 1/0/15 | .287 | 4.79 BG |
| 208957-C | SP326A92 | Aluminum, natural | 1/0/15 | .287 | 4.29 BG |

H. B. Ives

Heavy-Duty Roller Catch - Burnished wrought steel. Smooth positive latching action insured by powerful conical spring. Durable nylon roller insures quiet operation. Full lip style strike designed for simplified mortising. Face plate: 2-1/4" x 7/8". Bore: 3/4" x 1-3/4". Strike: 2-1/4" x 1-5/8". Lip: 1-3/16" to center.



| Product No. | Mfg. No. | Description | Order Mult. | Weight | Unit Cost |
|-------------|----------|--------------|-------------|--------|-----------|
| 208930-C | SP335F3 | Roller Catch | 1/0/15 | .167 | 5.29 BG |

H. B. Ives

Adjustable Ball Catch - Polished wrought brass. Free rolling ball ensures smooth, positive, and trouble-free action. Face plate: 1-1/2" x 3/4". Bore: 9/16" x 7/8". Strike: 1-1/2" x 25/32".



| Product No. | Mfg. No. | Description | Order Mult. | Weight | Unit Cost |
|-------------|----------|-------------|-------------|--------|-----------|
| 208884-C | SP345B3 | Ball Catch | 1/0/15 | .113 | 4.99 BG |

SUPPORTS

Liberty Hardware Mfg

Table Leg Support - May also be used on chest, shelves, cabinets, etc. Opens to 9-5/8" distance between centers. Arm width is 1/2" and gauge is .060. Brass-plated steel.



| Product No. | Mfg. No. | Description | Order Mult. | Weight | Unit Cost |
|-------------|----------|-------------|-------------|--------|-----------|
| 214565-D | L1083XC | Left hand | 1/0/5 | .263 | 1.99 CD |
| 215546-D | R1083XC | Right hand | 1/0/5 | .263 | 1.99 CD |

Liberty Hardware Mfg

Adjustable Friction Lid Support - For use on the lid of chests, boxes, cabinets, or anywhere a hold-open feature is desired. Spring loaded nylon washer maintains friction adjustment with use of standard screwdriver. Curved arm provides more uniform support than straight arm style. Heavy lids may require more than 1 support. Length of slot: 4-7/8". Brass-plated steel.



| Product No. | Mfg. No. | Description | Order Mult. | Weight | Unit Cost |
|-------------|----------|-------------|-------------|--------|-----------|
| 215617-D | L1086XC | Left hand | 1/0/5 | .150 | 2.99 CD |
| 215644-D | R1086XC | Right hand | 1/0/5 | .150 | 2.99 CD |



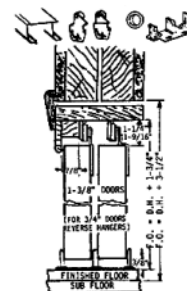
Outlet Plugs - Helps to protect children from electrical shock. Easy-to-install. Color: White.



| Product No. | Mfg. No. | Description | Order Mult. | Weight | Unit Cost |
|-------------|----------|-------------|-------------|--------|-----------|
| 226041-D | 300 | 12 per card | 1/0/5 | .125 | 1.49 CD |
| 245038-D | 302 | 24 per card | 1/0/5 | .200 | 2.79 CD |

Johnson Prod.

Sliding Door Hardware - For 3/4" or 1-3/8" doors up to 50 lb. Track is precision rolled heavy steel with convex rails. Hangers are heavy-gauge steel with zinc plating, and in reverse positions will accommodate both 3/4" or 1-3/8" doors. Wheels are 7/8" diameter molded from nylon and machined for size, smoothness and balance. Adjustable door guide is woodtone finished steel with woodtone nylon floating guides. Pulls are 3/4" diameter, brass-plated. 2 door kit.

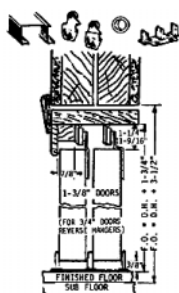


| Product No. | Mfg. No. | Description | Order Mult. | Weight | Unit Cost |
|-------------|----------|------------------|-------------|--------|-----------|
| 217535-D | 1166G482 | Opening size 48" | 1/0/5 | 2.500 | 12.49 EA |
| 218393-D | 1166G602 | Opening size 60" | 1/0/5 | 3.000 | 14.49 EA |
| 217170-D | 1166G722 | Opening size 72" | 1/0/5 | 3.500 | 16.49 EA |

DOOR HARDWARE

Johnson Prod.

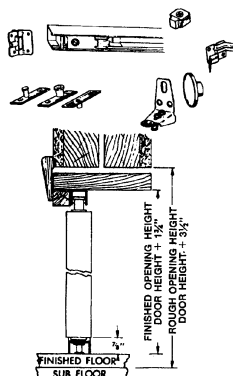
Sliding Door Hardware - For 3/4" or 1-3/8" doors up to 50 lb. Track is heavy extruded aluminum with convex rails. Hangers are heavy-gauge steel with zinc plating, and in reverse positions will accommodate both 3/4" or 1-3/8" doors. Wheels are 7/8" diameter, molded from nylon and machined for size, smoothness and balance. Adjustable door guide is woodtone finished steel with woodtone nylon floating guides. Pulls are 3/4" diameter, brass-plated. 2 door kit.



| Product No. | Mfg. No. | Description | Order Mult. | Weight | Unit Cost |
|-------------|----------|------------------|-------------|--------|-----------|
| 218375-D | 2200482D | Opening size 48" | 1/0/5 | 1.900 | 14.49 EA |
| 218259-D | 2200602D | Opening size 60" | 1/0/5 | 2.200 | 16.49 EA |
| 218222-D | 2200722D | Opening size 72" | 1/0/5 | 2.500 | 19.99 EA |

Johnson Prod.

Folding Door Hardware - For 1" to 1-3/8" doors up to 35 lb. A most unique folding door hardware set that features top hung hardware, *breathing* shock absorber hinges, surface mounted hardware. Surface mounted pivot-guide components are ideal for the consumer because no hole drilling is required. *Breathing* shock absorber hinges prevent shock of fast opening or closing from deforming pivots, guides, and hinges. Top hung hardware allows door to hang naturally, reducing possible warpage. Automatic top door spacing eliminates unsightly gaps, permanently. Floating, soft action-trouble free from top to bottom. Steel woodtone finish track and brass colored parts blend perfectly with stained or natural wood doors.



| Product No. | Mfg. No. | Description | Order Mult. | Weight | Unit Cost |
|-------------|----------|------------------------------|-------------|--------|-----------|
| 215895-D | 1700363H | Opening size 36", 2 door kit | 1/0/5 | 2.000 | 14.49 EA |
| 215065-D | 1700486H | Opening size 48", 4 door kit | 1/0/5 | 3.200 | 24.49 EA |
| 215029-D | 1700606H | Opening size 60", 4 door kit | 1/0/5 | 3.500 | 25.99 EA |
| 215001-D | 1700726H | Opening size 72", 4 door kit | 1/0/5 | 3.900 | 26.99 EA |

Johnson Prod.

Pocket Door Hardware - Heavy-duty commercial grade for 1-3/8" or 1-3/4" doors up to 125 lb. Track is heavy extruded aluminum with convex rails. Tricycle hangers (model No. 1120PPK1) provide smooth rolling action and will not derail. Includes track, 2 hangers, 2 guides, and rubber bumper. (Refer to the 2000 Department for replacement kit for replacement hardware.) Track length: 72" (for one 3' 0" door).



| Product No. | Mfg. No. | Description | Order Mult. | Weight | Unit Cost |
|-------------|----------|--------------------|-------------|--------|-----------|
| 243051-D | 100721DR | 72" Door Track Set | 1/0/5 | 3.200 | 27.49 SET |

Johnson Prod.

Pocket Door Frame - Heavy-duty commercial grade pocket door frame for 1-3/8" or 1-3/4" doors up to 125 lb. Easily assembled, designed for the consumer. Includes: Tricycle hangers, providing smooth rolling action; jump proof, removable track; stiffeners; self-adjusting floor anchors and stops. Standard 6' 8" height. For 2" x 4" wood stud walls. Finished opening width 3' 0". Marked for cutting to any shorter width opening.



| Product No. | Mfg. No. | Description | Order Mult. | Weight | Unit Cost |
|-------------|----------|-----------------|-------------|--------|-----------|
| 218473-D | 153068PF | Pocket Door Set | 0/0/1 | 30.000 | 82.99 EA |

Johnson Prod.

Pocket Door Hardware Set - For model No. 1500 Series pocket frame and model No. 2711 Series pocket frame equipped with 100 track. Set contains: 2 model No. 1120 tricycle hangers with 1" diameter wheels, 2 model No. 1550 door guides, 1 model No. 1513 door bumper, 1 model No. 1712 wrench, and screws. Visual pack.



| Product No. | Mfg. No. | Description | Order Mult. | Weight | Unit Cost |
|-------------|----------|--------------------------|-------------|--------|-----------|
| 202584-D | 1500PPK3 | Pocket Door Hardware Set | 1/0/10 | .500 | 10.49 EA |

Johnson Prod.

Privacy Lock - For 1-3/8" doors. Will fit a standard 2-3/8" backset, 2-1/8" bore, 15/16" diameter bore for latch bolt. Automatic latching when shut, touch-of-a-push-button locking with emergency release. Will latch converging doors together. Bright brass finish.



| Product No. | Mfg. No. | Description | Order Mult. | Weight | Unit Cost |
|-------------|----------|--------------------|-------------|--------|-----------|
| 243027-D | 15213PK1 | Brass Privacy Lock | 1/0/5 | .500 | 17.49 EA |

Johnson Prod.

Extra Offset Hanger Bypassing Hardware - For use with model No. 2200, 2200F, and 2222 Series bypassing hardware. 1 pair per visual bag.



| Product No. | Mfg. No. | Description | Order Mult. | Weight | Unit Cost |
|-------------|----------|--------------|-------------|--------|-----------|
| 216867-C | 2216PPK2 | 1/16" offset | 1/0/10 | .250 | 2.99 PR |
| 217036-D | 2238PPK2 | 3/8" offset | 1/0/10 | .500 | 3.29 PR |

Johnson Prod.

Universal Door Hanger - 2-wheel, 7/8" diameter V type track hanger for pocket door frames. Adjustable to fit most. 1 each per pack.

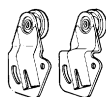


| Product No. | Mfg. No. | Description | Order Mult. | Weight | Unit Cost |
|-------------|----------|------------------|-------------|--------|-----------|
| 243019-D | 2312PPK1 | Universal Hanger | 1/0/10 | .300 | 4.99 EA |

HARDWARE

Johnson Prod.

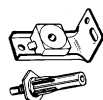
Universal Replacement Hangers - For sliding doors. 1 pair per visual pack.



| Product No. | Mfg. No. | Description | Order Mult. | Weight | Unit Cost |
|-------------|----------|-----------------------------------|-------------|--------|-----------|
| 206288-D | 2336PPK2 | 3/4" V wheel; 1/16" offset hanger | 1/0/10 | .250 | 3.29 PR |
| 206261-D | 2338PPK2 | 3/4" V wheel; 3/8" offset hanger | 1/0/10 | .250 | 3.29 PR |
| 206245-D | 2376PPK2 | 7/8" V wheel; 1/16" offset hanger | 1/0/10 | .250 | 3.29 PR |
| 206237-D | 2378PPK2 | 7/8" V wheel; 3/8" offset hanger | 1/0/10 | .250 | 3.29 PR |

Johnson Prod.

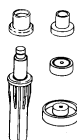
Universal Pivot Set - Contains bottom pivot and jamb bracket for bi-fold doors. 1 set per visual pack.



| Product No. | Mfg. No. | Description | Order Mult. | Weight | Unit Cost |
|-------------|----------|------------------------|-------------|--------|-----------|
| 206318-D | 1817PPK3 | Universal Bottom Pivot | 1/0/10 | .250 | 2.29 PK |

Johnson Prod.

Universal Top Guide - Top guide/pivot set for bi-fold doors. Fits most manufacturers' hardware. 1 set per visual pack.



| Product No. | Mfg. No. | Description | Order Mult. | Weight | Unit Cost |
|-------------|----------|---------------------|-------------|--------|-----------|
| 206296-D | 1832PPK3 | Universal Top Guide | 1/0/10 | .150 | 3.29 PK |

Johnson Prod.

Universal Snubber - Replacement stop for all *tap-in* type bi-fold door hardware sets. 1 set per pack.



| Product No. | Mfg. No. | Description | Order Mult. | Weight | Unit Cost |
|-------------|----------|-------------------|-------------|--------|-----------|
| 243043-D | 1833PPK3 | Universal Snubber | 1/0/10 | .080 | 1.79 PK |

Johnson Prod.

Door Stop - Makes bypassing doors more convenient and easier to control. Limits sliding action, prevents pinched fingers. Molded nylon with rubber bumper.

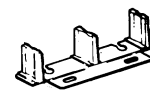


| Product No. | Mfg. No. | Description | Order Mult. | Weight | Unit Cost |
|-------------|----------|-----------------|-------------|--------|-----------|
| 217107-D | 2155PPK1 | Nylon Door Stop | 1/0/10 | .080 | 2.29 EA |

DOOR HARDWARE

Johnson Prod.

Adjustable Door Guide - Adjustment for 3/4" to 1-3/8" doors. Widths adjust by turning outside guides. Slots in plate key door face adjustment plumb. Visual pack. Brown tone finish.



| Product No. | Mfg. No. | Description | Order Mult. | Weight | Unit Cost |
|-------------|----------|-------------|-------------|--------|-----------|
| 223305-D | 2135PPK1 | Door Guide | 1/0/10 | .120 | 1.99 EA |

Johnson Prod.

Carpet Riser - For sliding doors. For use with the model No. 2135 door guide when door opening is carpeted. Eliminates need to cut hole in carpet. Made from steel with zinc-dichromate finish. 1-1/4" x No. 8 screws included.



| Product No. | Mfg. No. | Description | Order Mult. | Weight | Unit Cost |
|-------------|----------|--------------|-------------|--------|-----------|
| 218491-D | 2136PPK1 | Carpet Riser | 1/0/10 | .025 | 1.99 EA |

Johnson Prod.

Guide/Riser Set - For use with 3/4" or 1-3/8" bi-pass doors. Set contains: 1 model No. 2135PPK1 guide, 1 model No. 2136PPK1 carpet riser. 1 set per visual pack.



| Product No. | Mfg. No. | Description | Order Mult. | Weight | Unit Cost |
|-------------|----------|-----------------|-------------|--------|-----------|
| 206326-D | 2156PPK3 | Guide/riser Set | 1/0/10 | .320 | 2.79 PK |

Johnson Prod.

Riser - For folding doors.



| Product No. | Mfg. No. | Description | Order Mult. | Weight | Unit Cost |
|-------------|----------|--------------------|-------------|--------|-----------|
| 212377-D | 1836PPK1 | Folding Door Riser | 1/0/10 | .141 | 2.29 EA |

Johnson Prod.

Aligner - For 4 folding doors.



| Product No. | Mfg. No. | Description | Order Mult. | Weight | Unit Cost |
|-------------|----------|------------------------|-------------|--------|-----------|
| 212385-D | 1808PPK1 | 4-door Folding Aligner | 1/0/10 | .109 | 1.99 EA |

Johnson Prod.

Spring Hinge - Spring loaded, provides shock absorbing action when doors are opened or shut sharply. Allows for door warpage which can cause binding. Self-locating fingers automatically space doors. Eliminates stress on other door parts, track, pivot, guides, hinges. Packed 1 pair per visual pack.



| Product No. | Mfg. No. | Description | Order Mult. | Weight | Unit Cost |
|-------------|----------|--------------|-------------|--------|-----------|
| 206229-D | 1703PPK2 | Spring Hinge | 1/0/10 | .320 | 3.29 PR |

DOOR HARDWARE

Johnson Prod.

Flat Back Hinge - Hinge spacing fingers provide automatic alignment to doors, and eliminates *over-folding* problems. Smooth, non-binding operation is assured. Packed 1 pair per visual pack.



| Product No. | Mfg. No. | Description | Order Mult. | Weight | Unit Cost |
|-------------|----------|------------------|-------------|--------|-----------|
| 206210-D | 1805PPK2 | Dull Brass Hinge | 1/0/10 | .240 | 3.29 PR |

Johnson Prod.

Edge Pull - For pocket doors. Bright brass finish.



| Product No. | Mfg. No. | Description | Order Mult. | Weight | Unit Cost |
|-------------|----------|-----------------|-------------|--------|-----------|
| 212393-D | 150-3PK1 | Brass Edge Pull | 1/0/10 | .138 | 4.49 EA |

Johnson Prod.

Rectangular Flush Pull - 1-3/8" x 3-1/8". Brass. Visual pack. 2 per pack.



| Product No. | Mfg. No. | Description | Order Mult. | Weight | Unit Cost |
|-------------|----------|------------------------|-------------|--------|-----------|
| 223289-D | 40-3PPK2 | 1-3/8x3-3/8 Flush Pull | 1/0/10 | .170 | 4.29 PR |

Johnson Prod.

Suncrest Pocket Door Pull - Dummy lock. 2-1/8" diameter. Brass. Visual pack. 2 per pack.



| Product No. | Mfg. No. | Description | Order Mult. | Weight | Unit Cost |
|-------------|----------|------------------|-------------|--------|-----------|
| 223476-D | 21-3PPK2 | Brass Dummy Lock | 1/0/10 | .250 | 6.29 PR |

Johnson Prod.

Sliding Door Pull - Oval pull. 1-3/8" x 3". Brass. Visual pack. 2 per pack.



| Product No. | Mfg. No. | Description | Order Mult. | Weight | Unit Cost |
|-------------|----------|--------------------|-------------|--------|-----------|
| 223662-D | 35-3PPK2 | 2" Brass Oval Pull | 1/0/10 | .170 | 4.29 PR |

HARDWARE

H. B. Ives

Sliding Door Pull - Artisan Series. Fabricated from the finest architectural brass. Decorative coined edges add structural support. Pre-assembled for left or right handed doors.



| Product No. | Mfg. No. | Description | Order Mult. | Weight | Unit Cost |
|-------------|------------|--------------------------------|-------------|--------|-----------|
| 200829-C | CP990B-619 | Satin nickel (619) finish | 1/0/5 | .480 | 8.29 EA |
| 219748-C | CP990B-613 | Oil rubbed bronze (613) finish | 1/0/5 | .480 | 8.29 EA |
| 219944-C | CP990B-620 | Antique pewter (620) finish | 1/0/5 | .480 | 8.29 EA |

H. B. Ives

Sliding Door Lock - Artisan Series. Fabricated from the finest architectural brass. Decorative coined edges add structural support. Pre-assembled for left or right handed doors.



| Product No. | Mfg. No. | Description | Order Mult. | Weight | Unit Cost |
|-------------|------------|--------------------------------|-------------|--------|-----------|
| 200838-C | CP991B-619 | Satin nickel (619) finish | 1/0/5 | .540 | 11.49 EA |
| 219757-C | CP991B-613 | Oil rubbed bronze (613) finish | 1/0/5 | .480 | 11.49 EA |
| 219953-C | CP991B-620 | Antique pewter (620) finish | 1/0/5 | .480 | 11.49 EA |

H. B. Ives

Flush Pull - Artisan Series. Solid brass flush pull. Size: 15/16" x 3-1/8". Satin nickel finish. 1-5/18" x 3-1/8".



| Product No. | Mfg. No. | Description | Order Mult. | Weight | Unit Cost |
|-------------|-----------|---------------|-------------|--------|-----------|
| 200847-C | CP22B-619 | Sn Flush Pull | 1/0/5 | .200 | 5.99 EA |

Baldwin Hdwe.

Edge Pull - Solid forged brass. Polished brass finish. Spring loaded, returns lever flush with face plate. Recommended for pocket door. Wood screws included. Size: .75" x 1.625" x 3.875".



| Product No. | Mfg. No. | Description | Order Mult. | Weight | Unit Cost |
|-------------|----------|-------------|-------------|--------|-----------|
| 223220-D | 0465-030 | Edge Pull | 1/0/10 | .120 | 10.79 EA |

HARDWARE

Baldwin Hdwe.

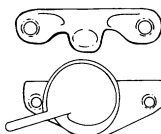
Flush Ring Pull - Solid forged brass. Polished brass finish. Strong and durable. Wood screws included. Plate size: 1.625" x 1.625".



| Product No. | Mfg. No. | Description | Order Mult. | Weight | Unit Cost |
|-------------|----------|------------------------|-------------|--------|-----------|
| 234273-D | 0393-030 | 1.625" Flush Ring Pull | 1/0/10 | .100 | 18.79 EA |

Baldwin Hdwe.

Sash Lock - Solid brass. Polished brass finish. Traditional style. Heavy-duty spring provides tension for a nonrattling fit. Necessary fasteners included. Latch base: .968" x 2.437". Strike base: .656" x 2.437".



| Product No. | Mfg. No. | Description | Order Mult. | Weight | Unit Cost |
|-------------|----------|-------------|-------------|--------|-----------|
| 222984-D | 0452-030 | Sash Lock | 1/0/10 | .216 | 12.79 EA |

Yale Security

Commercial Door Closer - Nonhanded, ANSI Grade 2, UL listed closer. Installs regular arm, parallel arm, or top jamb. No cover. 2 valves control speeds, sweep, and latching. Adjustable backcheck to provide cushion to the opening speed at 70° of the opening cycle. Finish: Silver (aluminum) bronze (SB). 5 year warranty.



| Product No. | Mfg. No. | Description | Order Mult. | Weight | Unit Cost |
|-------------|------------------|-------------|-------------|--------|-----------|
| 244090-D | 5103BCXSB/1521AL | Door Closer | 1/0/8 | 3.500 | 119.99 EA |

Tell Mfg. Inc.

Door Closer - Nonhanded, for use on right and left hand swing doors. Can be installed on regular, top jamb, or parallel arm. Adjustable for sizes 1 through 4 and capable of compliance with 5 lb. interior door and 8.5 lb. exterior door barrier-free opening force restrictions. ADA approved, UL listed. Adjustable hydraulic back check. Can be use for retrofit of Norton 1600 Series (size 4,5,6) and Yale 50 (size 4,5,6). Aluminum finish. For doors up to 36".



| Product No. | Mfg. No. | Description | Order Mult. | Weight | Unit Cost |
|-------------|-----------|------------------|-------------|--------|-----------|
| 211001-D | 12641PAAL | Alum Door Closer | 1/0/4 | 6.000 | 94.99 EA |

Yale Security

Commercial Door Closer - Standard duty door closer for use on interior and exterior doors. Nonhanded for use on right and left swing doors. 3 regular arm mountings: Pull side, push side, and above door. For doors hung on pivots or hinges. Separate regulation of main speed and latch speed. Satin aluminum finish (689). Adjustable back check cushioning to absorb the shock of the door beginning at 70°. Fits doors up to 3' 6". 2 year warranty.

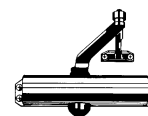


| Product No. | Mfg. No. | Description | Order Mult. | Weight | Unit Cost |
|-------------|------------|-------------|-------------|--------|-----------|
| 244074-D | 2004BCX689 | Door Closer | 1/0/8 | 6.670 | 74.99 EA |

CLOSERS

Yale Security

50 Series Door Closer - For high frequency interior or exterior doors which could be subject to abuse. Nonhanded. *Tri-Pack* installation. Packed with brackets for regular arm (RA), top jamb (TJ) or parallel arm (PA) installation. Adjustable closing and latch speeds. Rack and pinion operation. UL listed. Now with back check feature (BC): A valve controlled function that slows the door when it's being opened, from 70° to the fully open position so that the door will not damage adjacent walls or hardware. Sizing Chart for installations listed below. Closer is nonhold open. 10 year warranty.



| Product No. | Mfg. No. | Description | Order Mult. | Weight | Unit Cost |
|-------------|-----------|--|-------------|--------|-----------|
| 207216-D | V53BCX689 | Satin aluminum finish (689), size: Interior up to 3'2" door, exterior up to 2'10" door | 1/0/6 | 6.375 | 139.99 EA |
| 204237-D | V53BCX691 | Dull satin bronze (691), size: Interior up to 3'2" door, exterior up to 2'10" door | 1/0/6 | 5.833 | 139.99 EA |
| 213136-D | V54BCX689 | Satin aluminum finish (689), size: Interior up to 4'2" door, exterior up to 3'6" door | 1/0/6 | 1.167 | 139.99 EA |
| 213152-D | V54BCX691 | Dull satin bronze (691), size: Interior up to 4'2" door, exterior up to 3'6" door | 1/0/6 | 6.900 | 139.99 EA |
| 213144-D | V54BCX690 | Dark statuary bronze (690), size: Interior up to 4'2" door, exterior up to 3'6" door | 1/0/6 | 1.167 | 139.99 EA |

Yale Security


51BF Series Barrier Free Door Closer - For high frequency interior or exterior doors which could be subject to abuse. Nonhanded. *Tri-Pack* installation. Packed with brackets for regular arm (RA), top jamb (TJ), or parallel arm (PA) installation. Adjustable for sizes 1 through 4 for use on interior doors requiring less than 5 lb. of opening force and for use on exterior doors up to 42". Complies with handicapped code requirements such as the Americans With Disabilities Act (A.D.A.). ANSI grade 1 closer. Rack and pinion operation. UL listed. Silver bronze (SB) finish. Power adjustment chart for installations. (Meters in parentheses). 10 year warranty.



| Product No. | Mfg. No. | Description | Order Mult. | Weight | Unit Cost |
|-------------|-----------|-------------|-------------|--------|-----------|
| 238961-D | V51BFX689 | Door Closer | 1/0/6 | 6.383 | 149.99 EA |

Yale Security

150 Series Door Closer With Hold-Open Arm - For high frequency interior or exterior doors which could be subject to abuse. Nonhanded. *Tri-Pack* installation. Packed with brackets for regular arm (RA), top jamb (TJ), or parallel arm (PA) installation. Adjustable closing and latch speeds. Rack and pinion operation. UL listed. Hold-open arm can be templated and adjusted for 90° to 180° hold-open. Now with back check feature (BC): A valve controlled function that slows the door when it's being opened, from 70° to the fully open position so that the door will not damage adjacent walls or hardware. Sizing chart for installations listed below. 10 year warranty.



| Product No. | Mfg. No. | Description | Order Mult. | Weight | Unit Cost |
|-------------|------------|--|-------------|--------|-----------|
| 238937-D | V153BCX689 | Satin aluminum finish (689), size: Interior up to 3'2" door, exterior up to 2'10" door | 1/0/6 | 9.000 | 169.99 EA |
| 238953-D | V154BCX689 | Satin aluminum finish (689), size: Interior up to 4'0" door, exterior up to 3'6" door | 1/0/6 | 9.000 | 169.99 EA |
| 238945-D | V154BCX691 | Dull satin bronze (691), size: Interior up to 4'0" door, exterior up to 3'6" door | 1/0/6 | 9.000 | 169.99 EA |

CLOSERS

Yale Security

3500 Series Door Closer - For interior and exterior doors where a full cover is required to fulfill aesthetic needs. Nonhanded. Multi-size normal power range adjustment, size 2 thru 6. Adjustable closing and latch speeds. Adjustable backcheck cushioning. *Tri-packed* installation: packed with appropriate arm and bracket for regular arm (RA) or top jamb (TJ) mounting for moderate reveals and soffit bracket for moderate reveals and soffit bracket for parallel arm (PA) mounting. UL listed. Available in satin aluminum (689) finish. Federal Spec. Type - FF-H-121C: 3001-3004-3009-3230 (MOD). Federal Spec. Type - FF-H-121D, ANSI type A156.4-1980: C02000 W/O PT 4A-4B-4C-4D-4H. Closer is nonhold open.



| Product No. | Mfg. No. | Description | Order Mult. | Weight | Unit Cost |
|-------------|----------|-------------|-------------|--------|-----------|
| 213101-D | 3501X689 | Door Closer | 1/0/4 | 1.813 | 179.99 EA |

Yale Security

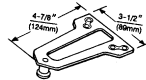
2300 Series Door Closer - Economy closer for use on both exterior and interior doors in commercial and industrial applications. Available sizes are 3 or 4 and is bi-packed for regular arm (RA) or top jamb (TJ) installation. Closer is adaptable to parallel arm (PA) installation when parallel bracket model No. 289ASB is also selected. Closer is nonhold open, UL listed and nonhanded. Now with back check feature (BC): A valve controlled function that slows the door when it's being opened, from 70° to the fully open position so that the door will not damage adjacent walls or hardware. Back check is included on closer. 5 year limited warranty.



| Product No. | Mfg. No. | Description | Order Mult. | Weight | Unit Cost |
|-------------|-------------|--|-------------|--------|-----------|
| 213047-D | V2303BCX689 | Satin aluminum finish (689), size: Interior up to 3'4" door, exterior up to 2'10" door | 1/0/6 | 6.667 | 89.99 EA |
| 213055-D | V2303BCX690 | Dark statuary bronze (690), size: Interior up to 3'4" door, exterior up to 2'10" door | 1/0/6 | 6.600 | 89.99 EA |
| 213063-D | V2304BCX689 | Satin aluminum finish (689), size: Interior up to 4'0" door, exterior up to 3'4" door | 1/0/6 | 6.250 | 89.99 EA |
| 213071-D | V2304BCX690 | Dark statuary bronze (690), size: Interior up to 4'0" door, exterior up to 3'4" door | 1/0/6 | 6.000 | 89.99 EA |

Yale Security

Parallel Bracket - For nonhold-open model No. 2300 Series door closer. Finish is silver bronze (SB), (aluminum) and includes mounting hardware.



| Product No. | Mfg. No. | Description | Order Mult. | Weight | Unit Cost |
|-------------|----------|------------------|-------------|--------|-----------|
| 204530-D | 289AX689 | Parallel Bracket | 1/12/60 | .133 | 12.49 EA |

Tell Mfg. Inc.

Residential Door Closers - UL listed for fire doors or with automatic hold-open feature. Compact-lightweight automatic door closer designed for home use. Adjustable door closing speeds. Mounts at top of door requiring hand tools only. Reversible for either right or left hand doors. Made of rugged die-cast and may be painted to match any decor. For inswinging and outswinging doors. For inswinging, mount to the outside of the door. For outswinging, mount to the inside of the door.



| Product No. | Mfg. No. | Description | Order Mult. | Weight | Unit Cost |
|-------------|----------|------------------|-------------|--------|-----------|
| 206172-D | 10175 | UL listed, brown | 1/0/5 | 3.300 | 38.99 EA |

Continued Next Column

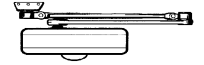
HARDWARE

Continued From Previous Column

| Product No. | Mfg. No. | Description | Order Mult. | Weight | Unit Cost |
|-------------|----------|------------------|-------------|--------|-----------|
| 206180-D | 10173 | UL listed, ivory | 1/0/5 | 3.300 | 38.99 EA |
| 206199-D | 11184 | Hold-open, brown | 1/0/5 | 3.300 | 38.99 EA |
| 206202-D | 11186 | Hold-open, ivory | 1/0/5 | 3.300 | 38.99 EA |

Tell Mfg. Inc.

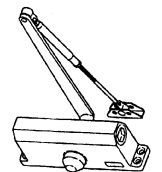
Light Commercial Door Closer - UL listed for fire doors or with automatic hold-open feature. For homes with heavy doors and for frequently used office doors. Closing speed and latching speed closes heavy door and doors with tight seals. Mounts at top of door requiring hand tool only. Made of rugged die-cast and can be painted. Can be mounted on either side of the door. Standard mount or top-jamb mount. Grade 3.



| Product No. | Mfg. No. | Description | Order Mult. | Weight | Unit Cost |
|-------------|----------------|------------------|-------------|--------|-----------|
| 210633-D | 20375/DM103ULB | UL listed, brown | 1/5/10 | 3.300 | 54.99 EA |
| 210625-D | 20373/DM103ULI | UL listed, ivory | 1/5/10 | 3.300 | 54.99 EA |
| 210668-D | 20675/DM103HOB | Hold-open, brown | 1/5/10 | 3.300 | 54.99 EA |
| 210641-D | 20673/DM103HOI | Hold-open, ivory | 1/5/10 | 3.300 | 54.99 EA |

Tell Mfg. Inc.


Heavy-Duty Hydraulic Door Closer - UL listed nonhold-open for use on fire doors. For commercial and industrial sites. Designed for most demanding commercial applications. Handles doors up to 176 lb. Size 4. Made of cast aluminum and features an adjustable backcheck shock absorber, for less stress and longer life. Hydraulic fluid provides constant lubrication, for use in any climate. Adjustable closing and latching speeds means extra adaptability. Can be mounted in 3 different ways, standard, parallel arm, and top jamb, so it works with virtually any door design. BMHA certified grade 1. Can be used for retrofit of Norton 1600 Series (size 4, 5, 6) and Yale 50 (size 4, 5, 6). Color: Bronze, includes parallel bracket.



| Product No. | Mfg. No. | Description | Order Mult. | Weight | Unit Cost |
|-------------|--------------|------------------------|-------------|--------|-----------|
| 214523-D | 15644PA DURA | Brz H/duty Door Closer | 1/0/4 | 6.383 | 82.99 EA |

National Mfg.

Round Rail - Plain round rail. Galvanized finish. 600 lb. capacity with 24" OC brackets.



| Product No. | Mfg. No. | Description | Order Mult. | Weight | Unit Cost |
|-------------|----------|-------------|-------------|--------|-----------|
| 708036-B | 5400-8 | 8' | 0/0/1 | 52.000 | 25.49 BX |
| 708043-B | 5400-10 | 10' | 0/0/1 | 66.000 | 31.99 BX |
| 708067-B | 5400-12 | 12' | 0/0/1 | 79.000 | 37.99 BX |

HARDWARE

National Mfg.

Round Rail Bracket - Loose packaged. Galvanized finish. With lags. Single bracket.



| Product No. | Mfg. No. | Description | Order Mult. | Weight | Unit Cost |
|-------------|----------|--------------------------|-------------|--------|-----------|
| 708203-C | DP5410B | Packaged loose with lags | 1/0/10 | .750 | 4.29 EA |
| 708241-C | 5414BC | Boxed loose with lags | 1/0/10 | 2.500 | 14.49 EA |

National Mfg.

Round Rail Bracket - Loose packaged. Single splice bracket. Galvanized finish. With lags.



| Product No. | Mfg. No. | Description | Order Mult. | Weight | Unit Cost |
|-------------|----------|-------------------------|-------------|--------|-----------|
| 708227-C | DP5411B | Galv Round Rail Bracket | 1/0/10 | .800 | 6.49 EA |

National Mfg.

Round Rail Bracket - Boxed loose. Galvanized finish. Double round rail splice bracket. Adjustable. With lags.



| Product No. | Mfg. No. | Description | Order Mult. | Weight | Unit Cost |
|-------------|----------|-------------------------|-------------|--------|-----------|
| 708258-B | 5415BC | Galv Round Rail Bracket | 1/0/10 | 2.650 | 19.79 EA |

National Mfg.

Tab-Loc Round Hanger - 600 lb. capacity per pair. Boxed flexible with 1/2" offset bolt. 7-1/2" bolt. Zinc-plated.



| Product No. | Mfg. No. | Description | Order Mult. | Weight | Unit Cost |
|-------------|----------|----------------------|-------------|--------|-----------|
| 708272-C | 5310 | Tab-loc Round Hanger | 1/0/5 | 2.800 | 41.49 EA |

PUSH PLATES

National Mfg.

Flexible Hanger - Round rail hanger has 600 lb. capacity. Delrin wheels, roller bearings. Zinc-plated. Comes 1 pair boxed.



| Product No. | Mfg. No. | Description | Order Mult. | Weight | Unit Cost |
|-------------|----------|-----------------|-------------|--------|-----------|
| 708289-B | 5330 | Flexible Hanger | 1/0/5 | 4.700 | 52.99 EA |

Tell Mfg. Inc.

Push Plate - Protection at door edge for opening. Countersunk holes. 3-1/2" x 15". Baked on clear lacquer finish. 6 x 5/8" screws included. Available in aluminum (US28) finish. Carded.



| Product No. | Mfg. No. | Description | Order Mult. | Weight | Unit Cost |
|-------------|----------|--------------------------|-------------|--------|-----------|
| 204549-C | P351528 | 3-1/2x15 Alum Push Plate | 1/0/10 | 1.000 | 5.99 EA |

Tell Mfg. Inc.


Push Plate - Visual packaged. 3-1/2" x 15" plate. Baked on clear lacquer finish. All necessary hardware is included. Satin stainless steel (US32D) finish. Pegable.



| Product No. | Mfg. No. | Description | Order Mult. | Weight | Unit Cost |
|-------------|-------------|------------------------|-------------|--------|-----------|
| 230677-D | P351532/70B | 3-1/2x15 Ss Push Plate | 1/0/5 | 1.000 | 7.29 EA |

Tell Mfg. Inc.

Push Plate - 3-1/2" x 15" x .050". Countersunk holes. Baked on clear lacquer finish. 6 x 5/8" screws included. Carded, bright brass (US3) finish.



| Product No. | Mfg. No. | Description | Order Mult. | Weight | Unit Cost |
|-------------|---------------|------------------------|-------------|--------|-----------|
| 204951-C | P35153/C70B-3 | 3-1/2x15 Bb Push Plate | 1/0/10 | 1.000 | 7.29 EA |

H. B. Ives

Push Plate - 3-1/2" x 15". Solid brass. Bright brass finish.



| Product No. | Mfg. No. | Description | Order Mult. | Weight | Unit Cost |
|-------------|----------|-------------------------|-------------|--------|-----------|
| 204647-C | C8200B3 | 3-1/2x15 Brs Push Plate | 1/0/5 | .920 | 12.49 CD |

DOOR PLATES

HARDWARE

H. B. Ives

Pull Plate - With bar-style handle. 3-1/2" x 15". Solid brass. Bright brass finish.



| Product No. | Mfg. No. | Description | Order Mult. | Weight | Unit Cost |
|-------------|-----------|---------------------|-------------|--------|-----------|
| 204656-C | C8311-5B3 | 3-1/2x15 Push Plate | 1/0/2 | 1.700 | 34.49 CD |

Tell Mfg. Inc.

Pull Plate - Visual packaged. 3-1/2" x 15" plate with 5-1/2" centers for pull. 5/8" diameter pull. Baked on clear lacquer finish. All necessary hardware is included. Satin stainless steel (US32D) finish. Pegable.



| Product No. | Mfg. No. | Description | Order Mult. | Weight | Unit Cost |
|-------------|------------------|------------------------|-------------|--------|-----------|
| 230685-D | PP351532/107X70B | 3-1/2x15 Ss Pull Plate | 1/0/5 | 1.000 | 22.99 EA |

Tell Mfg. Inc.

Pull Plates - 18-gauge, 3-1/2" x 15" plate, 3/8" x 1-1/4" bar with 6" centers for pull. Countersunk holes. Baked on clear lacquer finish. 6 x 5/8" screws included. Available in aluminum (US28) finish.



| Product No. | Mfg. No. | Description | Order Mult. | Weight | Unit Cost |
|-------------|-----------|--------------------------|-------------|--------|-----------|
| 204594-D | PFP351528 | 3-1/2x15 Alum Pull Plate | 1/0/10 | 2.100 | 13.49 EA |

Tell Mfg. Inc.

Pull Plates - 18-gauge, 3-1/2" x 15" plate, 3/8" x 1-1/4" bar with 6" centers for pull. Countersunk holes. Baked on clear lacquer finish. 6 x 5/8" screws included. Available in bright brass (US3) finish. Carded.



| Product No. | Mfg. No. | Description | Order Mult. | Weight | Unit Cost |
|-------------|----------|------------------------|-------------|--------|-----------|
| 239290-C | PFP35153 | 3-1/2x15 Bb Pull Plate | 1/0/10 | 2.100 | 23.49 EA |

Tell Mfg. Inc.

Carded Pull Plate - Packaged for retail display. 3-1/2" x 15" with 5-1/2" centers for pull. Countersunk holes. Baked on clear lacquer finish. 6 x 5/8" screws included. Bright brass (US3) finish. Carded.



| Product No. | Mfg. No. | Description | Order Mult. | Weight | Unit Cost |
|-------------|----------|------------------------|-------------|--------|-----------|
| 205060-D | PP35153 | 3-1/2x15 Bb Pull Plate | 1/0/10 | 2.100 | 21.49 EA |

H. B. Ives

Boxed Kick Plates - Kick plates are fabricated from the finest architectural aluminum, brass, and stainless steel. .037 gauge for protection at bottom of all doors. Screws included.



| Product No. | Mfg. No. | Description | Order Mult. | Weight | Unit Cost |
|-------------|----------|---|-------------|--------|-----------|
| 205125-C | C8400B3 | Solid brass 6" x 34" visual pack | 1/0/5 | 3.020 | 24.49 EA |
| 205257-C | C8400B3 | Solid brass 8" x 34" visual pack | 1/0/5 | 3.960 | 32.49 EA |
| 221953-C | C8400B3 | Solid brass 6" x 30" visual pack | 1/0/5 | 2.740 | 21.99 EA |
| 221961-C | C8400B3 | Solid brass 8" x 30" visual pack | 1/0/5 | 3.540 | 28.49 EA |
| 204898-C | 8400PA28 | Satin aluminum 8" x 28" bulk pack | 1/0/5 | 2.400 | 12.49 EA |
| 204914-C | 8400PA28 | Satin aluminum 8" x 34" bulk pack | 1/0/5 | 3.060 | 14.99 EA |
| 230693-D | 8400S32D | Stainless steel 8" x 28" bulk pack | 1/0/5 | 3.540 | 16.49 EA |
| 205087-C | 8400B3 | Solid brass 6" x 28" bulk pack | 1/0/5 | 2.800 | 19.49 EA |
| 239263-C | 8400B3 | Solid brass 8" x 28" bulk pack | 1/0/5 | 3.620 | 25.99 EA |
| 239272-C | 8400B3 | Solid brass 8" x 34" bulk pack | 1/0/5 | 4.180 | 31.49 EA |
| 243647-C | C8400PA3 | Gold anodized aluminum 8" x 30" visual pack | 1/0/5 | 1.820 | 19.99 EA |
| 204415-C | C8400PA3 | Gold anodized aluminum 6" x 30" visual pack | 1/0/5 | 3.340 | 19.79 EA |
| 243655-C | C8400PA3 | Gold anodized aluminum 6" x 34" visual pack | 1/0/5 | 1.540 | 17.99 EA |
| 243663-C | C8400PA3 | Gold anodized aluminum 8" x 34" visual pack | 1/0/5 | 1.960 | 21.99 EA |

H. B. Ives

Kick Plate - Artisan Series. Fabricated from the finest Architectural brass. Lifetime warranty.

| Product No. | Mfg. No. | Description | Order Mult. | Weight | Unit Cost |
|-------------|------------|--|-------------|--------|-----------|
| 200785-C | C8400B-619 | 8 x 34, satin nickel (619) finish | 1/0/5 | 4.320 | 69.99 EA |
| 219873-C | C8400B-613 | 8 x 34, oil rubbed bronze (613) finish | 1/0/5 | 4.320 | 72.99 EA |
| 220031-C | C8400B-620 | 8 x 34, antique pewter (620) finish | 1/0/5 | 4.320 | 74.99 EA |

Tell Mfg. Inc.

Kick Plate - Kick plate, .050 gauge, 6" x 30" and 6" x 34", includes mounting screws. Carded.



| Product No. | Mfg. No. | Description | Order Mult. | Weight | Unit Cost |
|-------------|----------|---------------------------------------|-------------|--------|-----------|
| 201695-D | KP63032 | Satin stainless steel (32D), 6" x 30" | 1/0/5 | 3.800 | 12.49 EA |
| 201702-D | KP63428 | Brushed aluminum (28), 6" x 34" | 1/0/5 | 3.800 | 8.99 EA |

HARDWARE

DOOR STOPS

H. B. Ives

Magnetic Kick Plate - Solid brass magnetic kickplate. Easy-to-install. No tools required. Ideal for use on metal doors. Maintenance free. 8" x 34". Bright brass (US3) finish. Carded.



| Product No. | Mfg. No. | Description | Order Mult. | Weight | Unit Cost |
|-------------|----------|--------------------------|-------------|--------|-----------|
| 217565-C | C8400B3 | 8x34 Magnetic Kick Plate | 1/0/5 | 6.000 | 35.49 EA |

Tell Mfg. Inc.

Commercial Door Stop - Die-cast brass. Brushed chrome (26D). High rise profile. Poly bagged with wood screws and shield.



| Product No. | Mfg. No. | Description | Order Mult. | Weight | Unit Cost |
|-------------|----------|-------------------------|-------------|--------|-----------|
| 201711-D | FS3526 | Chr High Rise Door Stop | 1/0/10 | .300 | 4.79 EA |

Tell Mfg. Inc.

Commercial Wall Stop - Wrought stainless steel (26D). Polybagged with wood screws and plastic anchors. Convex.



| Product No. | Mfg. No. | Description | Order Mult. | Weight | Unit Cost |
|-------------|------------|--------------|-------------|--------|-----------|
| 201739-D | WS2026 26D | Ss Wall Stop | 1/0/10 | .300 | 2.79 EA |

H. B. Ives

Door Guard - Aluminum construction. Bright brass finish. Bulk pack poly bag.



| Product No. | Mfg. No. | Description | Order Mult. | Weight | Unit Cost |
|-------------|----------|------------------|-------------|--------|-----------|
| 205511-C | SP482A3 | Brass Door Guard | 1/0/15 | .700 | 5.79 EA |

H. B. Ives

Floor Door Stop - Dome style floor door stop. Solid brass. 1" high. Bright brass finish.



| Product No. | Mfg. No. | Description | Order Mult. | Weight | Unit Cost |
|-------------|----------|-----------------|-------------|--------|-----------|
| 205058-D | C436B3 | Floor Door Stop | 1/0/5 | .240 | 5.79 CD |

H. B. Ives

Wall Door Stop - Soft, high-grade nonmarring rubber. Great protection for walls and doors. Plastic drywall anchor for ease of installation. Concave rubber. Wrought brass. Bright brass finish.



| Product No. | Mfg. No. | Description | Order Mult. | Weight | Unit Cost |
|-------------|------------|----------------|-------------|--------|-----------|
| 205067-D | C407-1/2B3 | Door Wall Stop | 1/0/5 | .300 | 4.99 CD |

H. B. Ives

Door Stop - Flexible door stop with rubber tip bumper. 3" projection. Steel construction. Bright brass finish. Bulk pack poly bag.



| Product No. | Mfg. No. | Description | Order Mult. | Weight | Unit Cost |
|-------------|----------|-------------|-------------|--------|-----------|
| 205469-D | SP060F3 | Door Stop | 1/0/50 | .058 | .59 EA |

H. B. Ives

Door Stop - Rigid door stop with rubber tip bumper. 3" projection. Aluminum construction. Bright brass finish. Bulk pack poly bag.



| Product No. | Mfg. No. | Description | Order Mult. | Weight | Unit Cost |
|-------------|----------|-------------|-------------|--------|-----------|
| 205487-D | SP61A3 | Door Stop | 1/0/25 | .068 | .99 EA |

H. B. Ives

Door Stop - Epoxy-coated aluminum. Projection 3". 1 per card.



| Product No. | Mfg. No. | Description | Order Mult. | Weight | Unit Cost |
|-------------|----------|-------------|-------------|--------|-----------|
| 208434-C | C61AW | White | 1/5/50 | .014 | 3.79 EA |

H. B. Ives

Wall Door Stop - Wall door stop with plastic drywall anchor. Concave rubber. Bulk pack poly bag.



| Product No. | Mfg. No. | Description | Order Mult. | Weight | Unit Cost |
|-------------|---------------|--|-------------|--------|-----------|
| 205646-D | SP407-1/2B3 | Wrought brass, bright brass finish | 1/0/15 | .173 | 3.79 EA |
| 205673-C | SP407-1/2PA28 | Anodized aluminum, satin aluminum finish | 1/0/15 | .173 | 3.29 EA |

H. B. Ives

Door Holder - Kick-down style door holder. Aluminum material. 4" high.



| Product No. | Mfg. No. | Description | Order Mult. | Weight | Unit Cost |
|-------------|----------|-------------------------|-------------|--------|-----------|
| 205708-C | SP455A3 | Bright brass finish | 1/0/15 | .207 | 4.79 EA |
| 205691-D | SP455A92 | Aluminum natural finish | 1/0/15 | .207 | 4.29 EA |

BUMPERS

Tell Mfg. Inc.

Wall Mounted Knob-Type Door Stop And Bumper With Wood Screw - 1" projection, 2-3/8" base diameter. Concave rubber held with retaining ring. Backplate has prongs to prevent turning on wall after installation. Meets Federal Specification Type 1327. Bright brass (US3) finish.



| Product No. | Mfg. No. | Description | Order Mult. | Weight | Unit Cost |
|-------------|-------------|--------------|-------------|--------|-----------|
| 212717-D | WS253/409-3 | Bb Wall Stop | 1/0/10 | .300 | 2.79 EA |

Tell Mfg. Inc.

Wall Mounted Knob-Type Door Stop And Bumper With Wood Screw - 1" projection, 2-3/8" base diameter. Concave rubber held with retaining ring. Backplate has prongs to prevent turning on wall after installation. Meets Federal Specification Type 1327. Aluminum (US32D) finish.



| Product No. | Mfg. No. | Description | Order Mult. | Weight | Unit Cost |
|-------------|----------------|----------------|-------------|--------|-----------|
| 205389-D | WS2526/409-32D | Alum Wall Stop | 1/0/10 | .300 | 2.79 EA |

Tell Mfg. Inc.

Wall Mounted Knob-Type Door Stop And Bumper With Wood Screw - 1" projection, 2-3/8" base diameter. Concave rubber held with retaining ring. Backplate has prongs to prevent turning on wall after installation. Meets Federal Specification Type 1327. Satin bronze (US10) finish.



| Product No. | Mfg. No. | Description | Order Mult. | Weight | Unit Cost |
|-------------|---------------|---------------------|-------------|--------|-----------|
| 205398-D | WS2510/409-10 | Satin Brz Door Stop | 1/0/10 | .300 | 2.79 EA |

Tell Mfg. Inc.

Floor Mounted Dome Type Door Stop And Bumper With Wood Screw And Fiber Plug - 1" H. Base: 2" x 1-7/8" x 5/32". Packed with fasteners for mounting in all types of floor construction including concrete. Meets Federal Specification Type 1330. Bright brass (US3) finish.

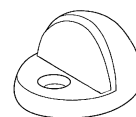


| Product No. | Mfg. No. | Description | Order Mult. | Weight | Unit Cost |
|-------------|---------------|---------------|-------------|--------|-----------|
| 212725-D | FS303/440-US3 | Bb Floor Stop | 1/0/10 | .300 | 4.49 EA |

HARDWARE

Tell Mfg. Inc.

Floor Mounted Dome Type Door Stop And Bumper With Wood Screw And Fiber Plug - 1" high. Base: 2" x 1-7/8" x 5/32". Packed with fasteners for mounting in all types of floor construction including concrete. Meets Federal Specification Type 1330. Bronze (US10) finish.



| Product No. | Mfg. No. | Description | Order Mult. | Weight | Unit Cost |
|-------------|-----------------|----------------|-------------|--------|-----------|
| 205094-D | FS3010/440-US10 | Brz Floor Stop | 1/0/10 | .300 | 4.79 EA |

Tell Mfg. Inc.

Floor Mounted Dome Type Door Stop And Bumper With Wood Screw And Fiber Plug - 1" high. Base: 2" x 1-7/8" x 5/32". Packed with fasteners for mounting in all types of floor construction including concrete. Meets Federal Specification Type 1330. Dull chromium-plated (US26D) finish.



| Product No. | Mfg. No. | Description | Order Mult. | Weight | Unit Cost |
|-------------|------------------|----------------|-------------|--------|-----------|
| 243469-D | FS3026/440-US26D | Chr Floor Stop | 1/0/10 | .153 | 4.79 EA |

Tell Mfg. Inc.

Riser - 5/16" high. Use with FB13. FB13 x F14R: Federal Specification No. 1330A; BHMA No. L12161.



| Product No. | Mfg. No. | Description | Order Mult. | Weight | Unit Cost |
|-------------|-------------|-------------------------------------|-------------|--------|-----------|
| 212644-D | FS373/444-3 | Bright brass (US3) finish | 1/0/10 | .075 | 3.29 EA |
| 243477-D | FS3726/444 | Dull chromium-plated (US26D) finish | 1/0/10 | .075 | 3.29 EA |

Tell Mfg. Inc.

Lever Type Door Holder With Wood Screw - Manufactured of cast iron. 4" kickdown. Operates by pushing arm down or raising it with toe.

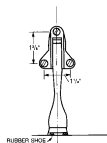


| Product No. | Mfg. No. | Description | Order Mult. | Weight | Unit Cost |
|-------------|------------|-------------------|-------------|--------|-----------|
| 205325-D | DH4026/458 | Aluminum (AL) | 1/0/10 | .700 | 6.29 EA |
| 207840-D | DH4010/458 | Satin bronze (10) | 1/0/10 | .583 | 7.29 EA |

HARDWARE

Tell Mfg. Inc.

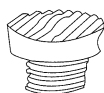
Kick Down Holder - Constructed of heavy-duty cast metal construction. For doors with door to floor clearance of 2" or less. Provide hold and release, activated with a touch of the toe. Round nonmarring gray rubber shoes have corrugated bottoms to provide secure grip and a shank which forms own thread when screwed into threaded cavity of holder. Finish: Dull chromium-plated (US26D). Refer to model No. 1468 for replacement gray rubber shoe.



| Product No. | Mfg. No. | Description | Order Mult. | Weight | Unit Cost |
|-------------|---------------------|-----------------|-------------|--------|-----------|
| 248398-D | DH00426/ 461-26D | Kickdown Holder | 1/0/10 | .700 | 14.79 EA |

Tell Mfg. Inc.

Replacement Tip - For model No. DH00426. Threaded replaceable gray rubber shoe.



| Product No. | Mfg. No. | Description | Order Mult. | Weight | Unit Cost |
|-------------|-----------|-----------------------|-------------|--------|-----------|
| 248509-D | 1468/461B | Gray Replace Shoe Tip | 1/0/10 | .300 | .99 EA |

Hillman Fastner Corp

Picture Wire - Braided to prevent frayed ends. Tangleproof.

| Product No. | Mfg. No. | Description | Order Mult. | Weight | Unit Cost |
|-------------|----------|----------------------|-------------|--------|-----------|
| 220558-D | 121106 | No. 2 wire, 25' coil | 10/0/100 | .110 | 1.29 CD |
| 214736-E | 121110 | No. 3 wire, 25' coil | 10/0/100 | .150 | 1.79 CD |
| 219096-D | 121112 | No. 4 wire, 25' coil | 10/0/100 | .170 | 1.99 CD |

Hillman Fastner Corp

Picture Hanging Set - Braided to prevent frayed ends.



| Product No. | Mfg. No. | Description | Order Mult. | Weight | Unit Cost |
|-------------|----------|---|-------------|--------|-----------|
| 227098-D | 121123 | Hangs 5 light pictures, holds up to 5 lb., includes 5 hangers, 10 screw eyes, and 15' of No. 2 wire | 10/0/100 | .085 | 1.79 CD |
| 227141-D | 121127 | Holds up to 20 lb, includes 5 hangers, 10 screw eyes, and 15' of No. 3 wire | 10/0/100 | .123 | 1.79 CD |

Hillman Fastner Corp

Picture Mirror Cord Set - Heavy-duty. Holds up to 100 lb. Includes two 50 lb. hangers, 4 screw eyes and 10' of wire.



| Product No. | Mfg. No. | Description | Order Mult. | Weight | Unit Cost |
|-------------|----------|---------------------|-------------|--------|-----------|
| 227123-D | 121128 | Picture/mirror Cord | 10/0/100 | .150 | 2.29 CD |

MOUNTING TAPE



Scotch™ Brand Mounting Tape - Self-sticking adhesive on both sides for fast, easy mounting jobs. High density foam which holds for extended periods of time. 4 sq. in. of tape supports 1 lb. of hanging weight.



| Product No. | Mfg. No. | Description | Order Mult. | Weight | Unit Cost |
|-------------|----------|-------------|-------------|--------|-----------|
| 224144-D | 110P | 1/2" x 75" | 1/12/24 | .064 | 3.79 CD |
| 224180-D | 114P | 1" x 50" | 1/12/24 | .056 | 4.49 CD |



Scotch™ Brand Mounting Tape - Super strength self-sticking adhesives on both sides for fast, easy mounting jobs. Works in temperatures from 20° F. to 200° F. Resists weather, oil, gas, and detergents. Permanent use on glass, metals, and sealed wood. Most wall or floor surfaces, ceramic, and rigid plastics. Roll size: 1" x 50".



| Product No. | Mfg. No. | Description | Order Mult. | Weight | Unit Cost |
|-------------|----------|------------------------|-------------|--------|-----------|
| 217484-D | 316 | 1x50 H/d Mounting Tape | 1/0/12 | .292 | 5.29 EA |



Double-sided Foam Tape - Self-sticking on both sides for fast, easy mounting jobs. Double-sided foam tape is excellent for joining surfaces that are rough and/or irregular. Strong adhesion in high temperatures. Cushioning vibrations and dampening sound. Bond mirrors to walls. Bond acoustic panels to walls. 1/16" thick, 1" x 6 yd. Use 4" of tape for each pound of weight to be mounted.



| Product No. | Mfg. No. | Description | Order Mult. | Weight | Unit Cost |
|-------------|----------|--------------------------|-------------|--------|-----------|
| 250058-C | 4026 | 1"x6yd Double-sided Tape | 1/0/5 | .420 | 17.79 CD |



Scotch™ Removable Mounting Squares - Clear removable double stick mounting squares. Holds securely, removes cleanly and easily from most objects, reposition and re-stick. Ideal for papers, photos and other lightweight items. Won't stain walls. For use on metal glass, wood, plastic, and almost all smooth surfaces. Holds up to 1 lb. 35 squares, .68" x .68".



| Product No. | Mfg. No. | Description | Order Mult. | Weight | Unit Cost |
|-------------|----------|--------------------------|-------------|--------|-----------|
| 251259-D | 859 | 35pk Clr Mounting Square | 1/0/24 | .072 | 4.29 EA |

HANGERS

Hillman Fastner Corp

Picture Hanger -



| Product No. | Mfg. No. | Description | Order Mult. | Weight | Unit Cost |
|-------------|----------|------------------------------|-------------|--------|-----------|
| 220488-D | 121010 | 10 lb. capacity; 8 per card | 10/0/100 | .050 | .59 CD |
| 220433-D | 121030 | 30 lb. capacity; 6 per card | 10/0/100 | .055 | .59 CD |
| 220415-D | 121100 | 100 lb. capacity; 2 per card | 10/0/100 | .070 | .59 CD |
| 226963-D | 121020 | 20 lb. capacity; 8 per card | 10/0/100 | .020 | .59 CD |
| 226990-D | 121050 | 50 lb. capacity; 3 per card | 10/0/100 | .059 | .59 CD |

Hillman Fastner Corp

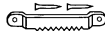
E-Z Hanger - Hundreds of uses as utility or picture hangers. Hangs utensils, belts, brooms, pots and pans, wall plaques, picture frames, bulletin boards, raincoats, gadgets and many other uses in the home, office and shop. Decorative hammered brass finish.



| Product No. | Mfg. No. | Description | Order Mult. | Weight | Unit Cost |
|-------------|----------|-----------------|-------------|--------|-----------|
| 214093-D | 122180 | 10 lb. - 5 each | 10/0/100 | .038 | .79 EA |
| 214084-D | 122182 | 20 lb. - 5 each | 10/0/100 | .038 | .79 EA |
| 214075-D | 122184 | 40 lb. - 4 each | 10/0/100 | .047 | .79 EA |
| 214066-D | 122186 | 60 lb. - 3 each | 10/0/100 | .056 | .79 EA |

Hillman Fastner Corp

Sawtooth Hangers - Sawtooth edge eliminates crooked pictures. Complete with nails.



| Product No. | Mfg. No. | Description | Order Mult. | Weight | Unit Cost |
|-------------|----------|---|-------------|--------|-----------|
| 226151-D | 121136 | Self-leveling hanger, 5 per card | 10/0/100 | .058 | .69 CD |
| 215120-D | 121140 | Small self-leveling hangers, 6 per card | 10/0/100 | .050 | .69 CD |

Hillman Fastner Corp


Small Flat Ring Hangers - Lightweight flush mount hanger. For plaques, picture frames, and small shelves. Brass-plated. 4 per card.



| Product No. | Mfg. No. | Description | Order Mult. | Weight | Unit Cost |
|-------------|----------|-----------------|-------------|--------|-----------|
| 240613-D | 122225 | Flat Ring Hange | 10/0/100 | .060 | 1.29 CD |

Hillman Fastner Corp

D-Rings - For light to medium weight pictures, mirrors, and plaques. Zinc-plated. 4 per card.



| Product No. | Mfg. No. | Description | Order Mult. | Weight | Unit Cost |
|-------------|----------|-------------|-------------|--------|-----------|
| 240621-D | 122317 | Small | 10/0/100 | .060 | 2.29 CD |

HARDWARE

Hillman Fastner Corp

Mirror Holders - Transparent plastic clips prevent mirror from chipping. Includes 4 clips, 4 screws, and 4 anchors.



| Product No. | Mfg. No. | Description | Order Mult. | Weight | Unit Cost |
|-------------|----------|---------------|-------------|--------|-----------|
| 225544-D | 121144 | Mirror Holder | 10/0/100 | .050 | .99 CD |

National Mfg.


No-Rust Pulleys - Weather, scrapes, scratches or cuts will not make these pulleys rust. They stay smooth-operating and corrosion free. Bodies are die-cast zinc, double-plated with copper and nickel. Sheaves are solid brass. Axles are rust-resistant steel. Quality throughout.



| Product No. | Mfg. No. | Description | Order Mult. | Weight | Unit Cost |
|-------------|----------|--|-------------|--------|-----------|
| 201169-C | N243568 | Single sheave, swivel eye, size: 1/2", overall length: 1-7/16", maximum rope size: 3/16", eye size: 3/8" | 1/10/50 | .029 | 2.49 EA |
| 237737-C | N243576 | Single sheave, swivel eye, size: 3/4", overall length: 1-7/8", maximum rope size: 3/16", eye size: 7/16" | 1/10/100 | .150 | 2.49 EA |
| 237611-D | N223370 | Single sheave, swivel eye, size: 1", overall length: 2-3/4", maximum rope size: 1/4", eye size: 11/16" | 1/10/100 | .200 | 2.79 EA |
| 201294-D | N243584 | Single sheave, fixed eye, size: 1/2", overall length: 1-1/8", maximum rope size: 3/16", eye size: 3/16" | 1/10/50 | .024 | 1.79 EA |
| 237648-D | N243592 | Single sheave, fixed eye, size: 3/4", overall length: 1-9/16", maximum rope size: 3/16", eye size: 3/16" | 1/10/50 | .150 | 1.79 EA |
| 237657-C | N223404 | Single sheave, fixed eye, size: 1", overall length: 2-1/8", maximum rope size: 1/4", eye size: 1/4" | 1/10/100 | .200 | 1.99 EA |
| 237684-C | N243600 | Double sheave, fixed eye, size: 3/4", overall length: 1-5/8", maximum rope size: 3/16", eye size: 3/16" | 1/5/25 | .220 | 2.99 EA |
| 237693-C | N223420 | Double sheave, fixed eye, size: 1", overall length: 2-1/8", maximum rope size: 1/4", eye size: 1/4" | 1/5/25 | .500 | 3.49 EA |

National Mfg.

Fixed Eye Double Steel Pulley - Extra weight capacity for high working loads. Dual wheel pulley has 1-1/2" sheave. Removable axle for easy rigging. Fixed eye dual steel pulley has 3/8" rope capacity.



| Product No. | Mfg. No. | Description | Order Mult. | Weight | Unit Cost |
|-------------|----------|----------------------|-------------|--------|-----------|
| 237700-C | N199810 | 1-1/2" Double Pulley | 1/5/25 | 1.600 | 7.29 EA |

HARDWARE

PULLEYS

National Mfg.

Swivel Eye Steel Pulley - Extra weight capacity for high working loads. Select 1-1/2" or 2" for capacities of 420 lb. or 480 lb. respectively. Removable axle for easy rigging. Swivel eye steel pulley has 3/8" rope capacity.



| Product No. | Mfg. No. | Description | Order Mult. | Weight | Unit Cost |
|-------------|----------|--------------------------|-------------|--------|-----------|
| 237620-D | N195784 | 1-1/2" Swivel Eye Pulley | 1/0/5 | .500 | 6.29 EA |
| 237639-D | N195792 | 2" Swivel Eye Pulley | 1/0/5 | 1.000 | 7.99 EA |

National Mfg.

Fixed Eye Steel Pulley - Extra weight capacity for high working loads. Select 1-1/2" or 2" for capacities of 420 lb. or 480 lb. respectively. Removable axle for easy rigging. Fixed eye steel pulley has 3/8" rope capacity.



| Product No. | Mfg. No. | Description | Order Mult. | Weight | Unit Cost |
|-------------|----------|-------------------------|-------------|--------|-----------|
| 237666-D | N195800 | 1-1/2" Fixed Eye Pulley | 1/0/5 | .500 | 5.49 EA |
| 237675-D | N195818 | 2" Fixed Eye Pulley | 1/0/5 | 1.000 | 6.99 EA |

National Mfg.

Rope Cleat - Weather, scrapes, scratches, or cuts will not make these cleats rust. Bodies are die-cast zinc, double-plated with copper and nickel. Nickel finish.



| Product No. | Mfg. No. | Description | Order Mult. | Weight | Unit Cost |
|-------------|----------|---------------|-------------|--------|-----------|
| 201374-C | N223321 | 2-1/2", boxed | 1/10/100 | .027 | .79 EA |
| 237719-D | N223339 | 4-1/2", boxed | 1/10/50 | .100 | 1.29 EA |
| 237728-C | N223347 | 6", boxed | 1/10/50 | .150 | 1.79 EA |

National Mfg.

Rope Cleat - Manufactured of die-cast zinc. Bright brass finish. Size: 2-1/2".



| Product No. | Mfg. No. | Description | Order Mult. | Weight | Unit Cost |
|-------------|----------|----------------------|-------------|--------|-----------|
| 242039-C | N223313 | 2-1/2" Bb Rope Cleat | 1/10/50 | .025 | .79 EA |

Lehigh Group/Crawford

Heavy-Duty Straight Peg Hooks - For 1/4" perforated board. Heavy-duty, zinc-plated. American made. Shelf-pack (open stock).



| Product No. | Mfg. No. | Description | Order Mult. | Weight | Unit Cost |
|-------------|-----------|---------------------------|-------------|--------|-----------|
| 225320-D | 14460-125 | 6"; 125-pieces per carton | 0/0/1 | 16.000 | 42.99 CTN |
| 225339-D | 14480-100 | 8"; 100-pieces per carton | 0/0/1 | 14.900 | 49.99 CTN |

Lehigh Group/Crawford

Heavy-Duty Peg Hooks - For 1/4" pegboard. Heavy-duty zinc-plated 10" straight hook with steel ball ends. Bulk pack.



| Product No. | Mfg. No. | Description | Order Mult. | Weight | Unit Cost |
|-------------|----------|-------------------|-------------|--------|-----------|
| 253367-D | 14510-75 | 10" Straight Hook | 0/0/75 | .149 | .69 EA |

Lehigh Group/Crawford

Curved Peg Hook - 1/4" with peg locks. For 1/8" or 1/4" perforated board. Zinc-plated. American made. Display carded. 8 hooks per card.



| Product No. | Mfg. No. | Description | Order Mult. | Weight | Unit Cost |
|-------------|----------|-------------------|-------------|--------|-----------|
| 215910-D | 18125 | 1/4" Curved Hooks | 1/0/12 | .187 | 1.29 CD |

Lehigh Group/Crawford

Curved Peg Hooks - For 1/8" or 1/4" perforated board. Zinc-plated. American made. Display carded.



| Product No. | Mfg. No. | Description | Order Mult. | Weight | Unit Cost |
|-------------|----------|---------------------------------|-------------|--------|-----------|
| 215929-D | 18150 | 1/2" with peg locks; 8 per card | 1/0/12 | .194 | 1.29 CD |
| 215937-D | 18110 | 1" with peg locks; 6 per card | 1/0/12 | .174 | 1.29 CD |

Lehigh Group/Crawford

Straight Double Peg Hooks - 2". For 1/8" or 1/4" perforated board. Zinc-plated with yellow safety tips to protect sharp ends. American made. Display carded. 2 hooks per card.



| Product No. | Mfg. No. | Description | Order Mult. | Weight | Unit Cost |
|-------------|----------|---------------------|-------------|--------|-----------|
| 216062-D | 18422 | 2" Double Arm Hooks | 1/0/12 | .174 | 1.29 CD |

Lehigh Group/Crawford

Heavy-Duty Straight Peg Hooks - For 1/4" perforated board. Heavy-duty, zinc-plated with yellow safety tips to protect sharp ends. American made. Display carded. 2 hooks per card.

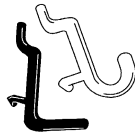


| Product No. | Mfg. No. | Description | Order Mult. | Weight | Unit Cost |
|-------------|----------|-------------|-------------|--------|-----------|
| 216119-E | 14340 | 4" | 1/0/12 | .268 | 1.79 CD |
| 216127-D | 14360 | 6" | 1/0/12 | .226 | 1.79 CD |
| 216135-D | 14380 | 8" | 1/0/12 | .356 | 1.79 CD |

PEG HOOKS

GeoMatrix

Vinyl Pegboard Hooks - Pegmaster vinyl pegboard hooks. 12 each, white.



| Product No. | Mfg. No. | Description | Order Mult. | Weight | Unit Cost |
|-------------|----------|----------------------|-------------|--------|-----------|
| 112984-C | HOOKS | 12pk Wht Vinyl Hooks | 1/0/24 | .083 | 4.99 BG |

Lehigh Group/Crawford

Heavy-Duty Double Peg Hooks - 4". For 1/4" perforated board. Heavy-duty, zinc-plated with yellow safety tips to protect sharp ends. American made. Display carded. 2 hooks per card.



| Product No. | Mfg. No. | Description | Order Mult. | Weight | Unit Cost |
|-------------|----------|---------------------|-------------|--------|-----------|
| 216143-D | 14444 | 4" Double Arm Hooks | 1/0/12 | .334 | 1.99 CD |

National Mfg.

Mar-Proof Storage Hooks - Heavy-duty steel construction. Vinyl coated to prevent marring. Suitable to hang just about everything.



| Product No. | Mfg. No. | Description | Order Mult. | Weight | Unit Cost |
|-------------|----------|---------------------|-------------|--------|-----------|
| 235695-D | N221044 | 2-3/4" Storage Hook | 40/0/200 | .136 | 1.29 EA |

National Mfg.

Mar-Proof Storage Hook - Suitable for hanging just about everything. Vinyl coated to prevent marring. Heavy-duty steel construction. Size: 4" and 6".



| Product No. | Mfg. No. | Description | Order Mult. | Weight | Unit Cost |
|-------------|----------|-------------|-------------|--------|-----------|
| 235702-D | N221010 | 4" | 40/0/160 | .173 | .99 EA |
| 235711-C | N221028 | 6" | 40/0/160 | .215 | .99 EA |

National Mfg.

Storage Hook - Suitable for hanging bicycles, ladders, lawn and garden equipment. Vinyl coated to prevent marring. Steel construction.



| Product No. | Mfg. No. | Description | Order Mult. | Weight | Unit Cost |
|-------------|----------|---------------------|-------------|--------|-----------|
| 233820-D | N221036 | 6-1/2" Storage Hook | 40/0/160 | .176 | .79 EA |

HARDWARE

Lehigh Group/Crawford

Screw-In Bicycle Hooks - Gray vinyl-coating. 2 per card.



| Product No. | Mfg. No. | Description | Order Mult. | Weight | Unit Cost |
|-------------|----------|-----------------------|-------------|--------|-----------|
| 215171-D | SS18 | Screw-in Bicycle Hook | 1/12/72 | .417 | 1.49 SET |

Lehigh Group/Crawford

Hammer-In All-Purpose Hook - Gray vinyl-coating. 2 per card.



| Product No. | Mfg. No. | Description | Order Mult. | Weight | Unit Cost |
|-------------|----------|-----------------|-------------|--------|-----------|
| 215198-D | HS15 | Hammer-in Hooks | 1/0/12 | .250 | 1.49 SET |

Lehigh Group/Crawford

Hammer-In All-Purpose Hook - Gray vinyl-coating. 3 per card.



| Product No. | Mfg. No. | Description | Order Mult. | Weight | Unit Cost |
|-------------|----------|-----------------|-------------|--------|-----------|
| 215201-D | HS16 | Hammer-in Hooks | 1/0/12 | .250 | 1.49 SET |

National Mfg.

Storage Hook - Red vinyl-coating to prevent marring for hanging items either overhead or from sidewalls. Perfect for storing skis, lumber, ladders, patio furniture, etc.



| Product No. | Mfg. No. | Description | Order Mult. | Weight | Unit Cost |
|-------------|----------|------------------|-------------|--------|-----------|
| 205566-D | N220848 | Red Storage Hook | 40/0/160 | .273 | 1.49 EA |

Lehigh Group/Crawford

Rafter Hanger - Heavy-duty storage hanger holds up to 50 lb. Hanger has a tough supergrip, no-mar vinyl-coating. Hang fiberglass ladders, sports gear etc.



| Product No. | Mfg. No. | Description | Order Mult. | Weight | Unit Cost |
|-------------|----------|---------------|-------------|--------|-----------|
| 251364-D | SH26-25 | Rafter Hanger | 1/0/25 | .568 | 1.99 EA |

HARDWARE

HARDWARE

Lehigh Group/Crawford

Swivel Hanger - Heavy-duty 10" swivel hanger holds up to 50 lb. No-mar foam sleeve. Mounting hardware is included. Saves space, swings flat against wall when not in use. Swivels 180°.



| Product No. | Mfg. No. | Description | Order Mult. | Weight | Unit Cost |
|-------------|----------|---------------|-------------|--------|-----------|
| 251372-D | HSWH | Swivel Hanger | 1/0/12 | 1.192 | 3.99 EA |

Lehigh Group/Crawford

Double Arm Hook - Double strong, 6" arms with 4" high ends holds up to 100 lb. Has a no-mar foam sleeve to protect valuable items. Mounting hardware is included.



| Product No. | Mfg. No. | Description | Order Mult. | Weight | Unit Cost |
|-------------|----------|-----------------|-------------|--------|-----------|
| 251380-D | HHA2 | Double Arm Hook | 1/0/12 | 1.467 | 5.99 EA |

Lehigh Group/Crawford

Jumbo Arm Hanger - Heavy-duty jumbo 12" arm is designed to hold 50 lb. No-mar foam sleeves to protect valuable items. Mounting hardware is included.



| Product No. | Mfg. No. | Description | Order Mult. | Weight | Unit Cost |
|-------------|----------|------------------------|-------------|--------|-----------|
| 251399-D | HGSH | Jumbo Arm Storage Hook | 1/0/24 | 1.375 | 5.99 EA |

Lehigh Group/Crawford

Giant Storage Hangers - Heavy-gauge plated steel tubing. Rust-resistant finish. Includes no-mar plastic caps and mounting hardware. For use in garages or basements, for hanging lawn furniture, sporting equipment, ladders, lumber, pipe, etc. 2 per card.



| Product No. | Mfg. No. | Description | Order Mult. | Weight | Unit Cost |
|-------------|----------|--------------------|-------------|--------|-----------|
| 201855-D | GSH | 2pk Storage Hanger | 1/0/12 | 1.833 | 8.79 CD |

STORAGE HOOKS

Lehigh Group/Crawford

Hang-Up Brackets - Rust-resistant finish. Great for hanging up shelves, tires, or ladders. 2 per card.



| Product No. | Mfg. No. | Description | Order Mult. | Weight | Unit Cost |
|-------------|----------|-------------------------|-------------|--------|-----------|
| 215856-D | UHS3 | Hang-up Utility Bracket | 1/0/12 | .667 | 2.49 CD |

Lehigh Group/Crawford

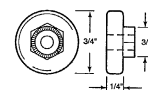
Deluxe Overhead Hook - Create more storage space. Mounts to ceiling beams and rafters.



| Product No. | Mfg. No. | Description | Order Mult. | Weight | Unit Cost |
|-------------|----------|----------------------|-------------|--------|-----------|
| 210889-D | 13010 | Deluxe Overhead Hook | 1/0/12 | 1.968 | 8.99 EA |

Prime Line Prod.

Flat Shower Door Roller - Flat nylon roller with steel center gliding on ball bearings. 3/4" diameter x 3/8" wide. 1 pair per card.



| Product No. | Mfg. No. | Description | Order Mult. | Weight | Unit Cost |
|-------------|----------|-------------------------|-------------|--------|-----------|
| 235725-D | 1901-B | Flat Shower Door Roller | 1/0/6 | .068 | 1.79 PR |

Prime Line Prod.

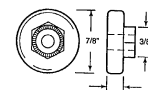
Oval Shower Door Roller - Oval nylon roller with steel center gliding on ball bearings. 3/4" diameter x 3/8" wide. Hardware is included. 1 pair per card.



| Product No. | Mfg. No. | Description | Order Mult. | Weight | Unit Cost |
|-------------|----------|-------------------------|-------------|--------|-----------|
| 235733-D | 1901-A | 3/4" Shower Door Roller | 1/0/6 | .065 | 1.79 PR |

Prime Line Prod.

Flat Shower Door Roller - Flat nylon roller with steel center gliding on ball bearings. 7/8" diameter x 3/8" wide. Hardware included. 1 pair per card.

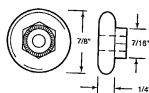


| Product No. | Mfg. No. | Description | Order Mult. | Weight | Unit Cost |
|-------------|----------|-------------------------|-------------|--------|-----------|
| 235741-D | 19507 | 7/8" Shower Door Roller | 1/0/6 | .072 | 1.79 PR |

SHOWER DOOR PARTS

Prime Line Prod.

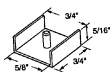
Oval Shower Door Roller - Oval nylon roller with steel center. Gliding on ball bearings. 7/8" diameter x 3/8" wide. 1 pair per card.



| Product No. | Mfg. No. | Description | Order Mult. | Weight | Unit Cost |
|-------------|----------|-------------------------|-------------|--------|-----------|
| 235768-D | 1901 | 7/8" Shower Door Roller | 1/0/6 | .072 | 1.79 PR |

Prime Line Prod.

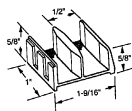
Shower Door Guide - Nylon shower door guide. 1 pair per card.



| Product No. | Mfg. No. | Description | Order Mult. | Weight | Unit Cost |
|-------------|----------|-------------------------|-------------|--------|-----------|
| 235822-D | 19638 | Nylon Shower Door Guide | 1/0/6 | .033 | 1.79 PR |

Prime Line Prod.

Shower Door Bottom Guide - Nylon bottom guide for sliding tub enclosure doors, fits 7/16" thick door rails, used by several shower door manufacturers.



| Product No. | Mfg. No. | Description | Order Mult. | Weight | Unit Cost |
|-------------|----------|-------------|-------------|--------|-----------|
| 235830-D | 192971 | 2 per card | 1/0/6 | .061 | 1.49 PR |
| 258970-E | 191680 | 1 per card | 1/0/6 | .038 | 1.49 CD |

Prime Line Prod.

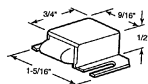
Shower Door Seal - Gray vinyl shower door seal. 37" L. x 1-9/16" W. Contents: 1 seal.



| Product No. | Mfg. No. | Description | Order Mult. | Weight | Unit Cost |
|-------------|----------|------------------|-------------|--------|-----------|
| 236322-D | 19200 | Shower Door Seal | 1/0/6 | .089 | 1.99 EA |

Prime Line Prod.

Shower Door Snap - Manufactured of nylon and steel. Stainless steel housing with a nylon snap. 1 per card.

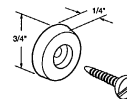


| Product No. | Mfg. No. | Description | Order Mult. | Weight | Unit Cost |
|-------------|----------|------------------|-------------|--------|-----------|
| 235709-D | 1932 | Shower Door Snap | 1/0/6 | .049 | 1.79 EA |

HARDWARE

Prime Line Prod.

Shower Door Bumper - Anti-slam protective bumper for sliding shower doors. 3/4" diameter. 1 per card.



| Product No. | Mfg. No. | Description | Order Mult. | Weight | Unit Cost |
|-------------|----------|--------------------|-------------|--------|-----------|
| 240389-D | 19551 | Shower Door Bumper | 1/0/6 | .002 | 1.49 PK |

Prime Line Prod.

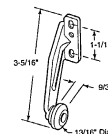
Shower Door Seal - Heavy-duty shower door seal. 33" L. x 1-7/16" W. Manufactured of gray vinyl material. 1 per card.



| Product No. | Mfg. No. | Description | Order Mult. | Weight | Unit Cost |
|-------------|----------|------------------|-------------|--------|-----------|
| 206490-D | 19685 | Shower Door Seal | 1/0/6 | .126 | 2.79 EA |

Prime Line Prod.

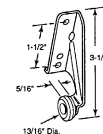
Rear Drawer Roller Bracket - 3-21/64". Manufactured from steel with white nylon roller. 1 each per visual pack. Left hand.



| Product No. | Mfg. No. | Description | Order Mult. | Weight | Unit Cost |
|-------------|----------|---------------------|-------------|--------|-----------|
| 236330-D | 22797 | Rear Roller Bracket | 1/0/6 | .110 | 1.79 EA |

Prime Line Prod.

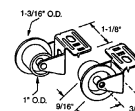
Rear Roller Bracket - 3-3/8" overall length. Manufactured from steel with white nylon roller. 2 per visual pack. Right hand.



| Product No. | Mfg. No. | Description | Order Mult. | Weight | Unit Cost |
|-------------|----------|---------------------|-------------|--------|-----------|
| 216747-D | 223003 | Rear Roller Bracket | 1/0/6 | .096 | 3.29 EA |

Prime Line Prod.

Front Drawer Roller Bracket - Left and right. Manufactured of white nylon and steel.



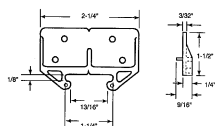
| Product No. | Mfg. No. | Description | Order Mult. | Weight | Unit Cost |
|-------------|----------|----------------|-------------|--------|-----------|
| 235717-D | 22798 | Roller Bracket | 1/0/6 | .077 | 2.49 PR |

HARDWARE

DRAWER PARTS

Prime Line Prod.

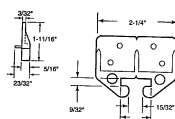
Track Guide - 1-1/4". For guiding drawer along track. Manufactured from nylon. White. 1 per visual pack.



| Product No. | Mfg. No. | Description | Order Mult. | Weight | Unit Cost |
|-------------|----------|--------------------------|-------------|--------|-----------|
| 216801-E | 22793 | 1-1/4" Nylon Track Guide | 1/0/6 | .072 | 1.29 EA |

Prime Line Prod.

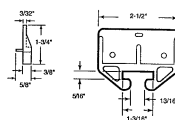
Track Guide - 7/8". For guiding drawer along track. Manufactured from nylon. White. 1 per visual pack.



| Product No. | Mfg. No. | Description | Order Mult. | Weight | Unit Cost |
|-------------|----------|------------------------|-------------|--------|-----------|
| 216836-E | 22315 | 7/8" Nylon Track Guide | 1/0/6 | .072 | 1.29 EA |

Prime Line Prod.

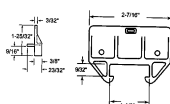
Track Guide - 1-3/16". For guiding drawer along track. Manufactured from nylon. White. 1 per visual pack.



| Product No. | Mfg. No. | Description | Order Mult. | Weight | Unit Cost |
|-------------|----------|---------------------------|-------------|--------|-----------|
| 216879-E | 22495 | 1-3/16" nylon Track Guide | 1/0/6 | .072 | 1.29 EA |

Prime Line Prod.

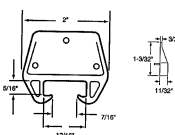
Drawer Track Guide Kit - White polyethylene guide and white polyethylene side saddles; restores smooth operation of track mounted drawers. Fits a 1/4" x 1-1/16" track. Contents: 1 guide, 2 side saddles, and 1 set of installation fasteners.



| Product No. | Mfg. No. | Description | Order Mult. | Weight | Unit Cost |
|-------------|----------|-------------------------|-------------|--------|-----------|
| 216887-D | 222186 | White Nylon Track Guide | 1/0/6 | .072 | 1.29 EA |

Prime Line Prod.

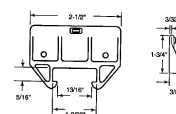
Track Guide - 13/16". For guiding drawer along track. Manufactured from nylon. White. 1 per visual pack.



| Product No. | Mfg. No. | Description | Order Mult. | Weight | Unit Cost |
|-------------|----------|--------------------------|-------------|--------|-----------|
| 218588-E | 22486 | 13/16" Nylon Track Guide | 1/0/6 | .072 | 1.29 PR |

Prime Line Prod.

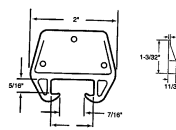
Track Guide - 1-1/8". For guiding drawer along track. Manufactured from nylon. White. 1 per visual pack.



| Product No. | Mfg. No. | Description | Order Mult. | Weight | Unit Cost |
|-------------|----------|--------------------------|-------------|--------|-----------|
| 218677-E | 221904 | 1-1/8" Nylon Track Guide | 1/0/6 | .072 | 1.29 EA |

Prime Line Prod.

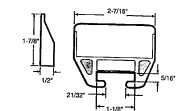
Track Guide - 13/16". For guiding drawer along track. Manufactured from nylon. White. 1 per visual pack.



| Product No. | Mfg. No. | Description | Order Mult. | Weight | Unit Cost |
|-------------|----------|--------------------------|-------------|--------|-----------|
| 218685-D | 222019 | 13/16" Nylon Track Guide | 1/0/6 | .072 | 1.29 EA |

Prime Line Prod.

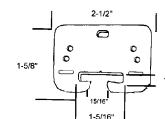
Track Guide - 11/16". For guiding drawer along track. Manufactured from nylon. White. 1 per visual pack.



| Product No. | Mfg. No. | Description | Order Mult. | Weight | Unit Cost |
|-------------|----------|--------------------------|-------------|--------|-----------|
| 218731-D | 221376 | 11/16" Nylon Track Guide | 1/0/6 | .072 | 1.49 EA |

Prime Line Prod.

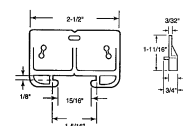
Track Guide Kit - For guiding drawer along track. Manufactured from white nylon. Kit includes 2 plastic guides, 4 plastic wear strips model No. 22843 and mounting hardware.



| Product No. | Mfg. No. | Description | Order Mult. | Weight | Unit Cost |
|-------------|----------|-------------------------|-------------|--------|-----------|
| 205788-E | 22794 | White Nylon Track Guide | 1/0/6 | .063 | 1.29 EA |

Prime Line Prod.

Track Guide Kit - For guiding drawer along track. Manufactured from nylon. White. Kit includes 1 plastic guides, 2 plastic wear strips.

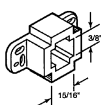


| Product No. | Mfg. No. | Description | Order Mult. | Weight | Unit Cost |
|-------------|----------|-------------------------|-------------|--------|-----------|
| 206350-E | 22625 | White Nylon Track Guide | 1/0/6 | .032 | 1.29 EA |

DRAWER PARTS

Prime Line Prod.

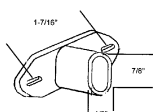
Track Bracket - Horizontal and vertical. For drawer track. Manufactured from nylon. White. 1 per visual pack.



| Product No. | Mfg. No. | Description | Order Mult. | Weight | Unit Cost |
|-------------|----------|-------------------------|-------------|--------|-----------|
| 216798-D | 221392 | Wht Nylon Track Bracket | 1/0/6 | .072 | 1.49 EA |

Prime Line Prod.

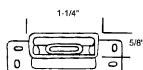
Track Socket - 1/2" x 7/8" nylon track socket for drawers. 1 per card.



| Product No. | Mfg. No. | Description | Order Mult. | Weight | Unit Cost |
|-------------|----------|--------------------|-------------|--------|-----------|
| 206458-E | 221379 | Nylon Track Socket | 1/0/6 | .025 | 1.29 EA |

Prime Line Prod.

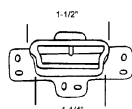
Track Socket - 1-1/4" x 5/8" nylon track sockets for drawers. 2 per card.



| Product No. | Mfg. No. | Description | Order Mult. | Weight | Unit Cost |
|-------------|----------|--------------------|-------------|--------|-----------|
| 205583-E | 22842 | Nylon Track Socket | 1/0/6 | .047 | 1.29 PK |

Prime Line Prod.

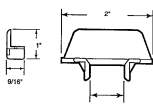
Track Socket - 1-1/4" x 1-1/2" nylon track sockets for drawers. 1 per card.



| Product No. | Mfg. No. | Description | Order Mult. | Weight | Unit Cost |
|-------------|----------|--------------------|-------------|--------|-----------|
| 205699-E | 22844 | Nylon Track Socket | 1/0/6 | .047 | 1.29 EA |

Prime Line Prod.

Track Hanger - Nylon track hangers for drawers. Fits 13/16" wide track. 1 per card.

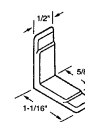


| Product No. | Mfg. No. | Description | Order Mult. | Weight | Unit Cost |
|-------------|----------|--------------------|-------------|--------|-----------|
| 205710-E | 22485 | Nylon Track Hanger | 1/0/6 | .032 | 1.29 EA |

HARDWARE

Prime Line Prod.

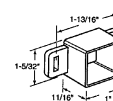
Plastic Wear Strip - 1/2" x 1-1/16" plastic wear strips for drawers. 10 per card and 20 fasteners.



| Product No. | Mfg. No. | Description | Order Mult. | Weight | Unit Cost |
|-------------|----------|---------------------|-------------|--------|-----------|
| 205567-E | 22843 | Plastic Wear Strips | 1/0/6 | .027 | 1.29 PK |

Prime Line Prod.

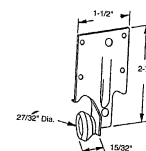
Track Socket - 5/16" x 15/16" square nylon track socket for drawers. 1 per card.



| Product No. | Mfg. No. | Description | Order Mult. | Weight | Unit Cost |
|-------------|----------|---------------------|-------------|--------|-----------|
| 206369-E | 221374 | Rear Roller Bracket | 1/0/6 | .025 | 1.29 EA |

Prime Line Prod.

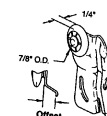
Rear Roller Bracket - Steel bracket with nylon roller for drawers. 1 per card.



| Product No. | Mfg. No. | Description | Order Mult. | Weight | Unit Cost |
|-------------|----------|---------------------|-------------|--------|-----------|
| 206407-D | 221240 | Rear Roller Bracket | 1/0/6 | .024 | 1.79 EA |

Prime Line Prod.

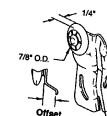
Front By-Pass Hanger - Front by-pass hanger for by-pass doors. Manufactured of nylon and steel. 1/4" offset, 7/8" wheel. Hardware is included. 1 pair per card.



| Product No. | Mfg. No. | Description | Order Mult. | Weight | Unit Cost |
|-------------|----------|----------------------|-------------|--------|-----------|
| 236411-D | 16257-F | Front Bi-pass Hanger | 1/0/6 | .195 | 2.99 PR |

Prime Line Prod.

Back By-Pass Hanger - Manufactured of white nylon and steel. Back by-pass hanger with 7/16" offset, 1/2" wheel. Hardware is included. 1 pair per card.

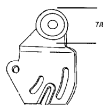


| Product No. | Mfg. No. | Description | Order Mult. | Weight | Unit Cost |
|-------------|----------|---------------------|-------------|--------|-----------|
| 236438-D | 16257-B | Back Bi-pass Hanger | 1/0/6 | .192 | 2.99 PR |

HARDWARE

Prime Line Prod.

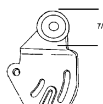
By-Pass Hanger - Single wheel hanger for by-pass doors. 1/16" offset, 7/8" flat nylon roller with steel body. Primarily used on L.E. Johnson style doors. Hardware is included. 1 set per card.



| Product No. | Mfg. No. | Description | Order Mult. | Weight | Unit Cost |
|-------------|----------|--------------------------|-------------|--------|-----------|
| 204323-D | 161150 | Sgl Wheel By-pass Hanger | 1/0/6 | .188 | 2.99 PR |

Prime Line Prod.

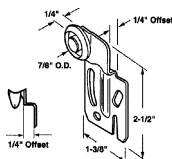
By-Pass Hanger - Single wheel hanger for by-pass doors. 3/8" offset, 7/8" flat nylon roller with steel body. Primarily used on L.E. Johnson style doors. Hardware included. 1 set per card.



| Product No. | Mfg. No. | Description | Order Mult. | Weight | Unit Cost |
|-------------|----------|--------------------------|-------------|--------|-----------|
| 204331-D | 161151 | Sgl Wheel By-pass Hanger | 1/0/6 | .188 | 2.99 PR |

Prime Line Prod.

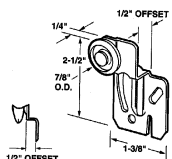
Single Wheel Hanger - Single wheel hanger for by-pass doors. 1/4" offset, 7/8" nylon roller. Hardware is included. 1 pair per card.



| Product No. | Mfg. No. | Description | Order Mult. | Weight | Unit Cost |
|-------------|----------|---------------------|-------------|--------|-----------|
| 236594-D | 16216-F | Single Wheel Hanger | 1/0/6 | .189 | 3.29 PR |

Prime Line Prod.

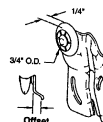
Single Wheel Hanger - Single wheel hanger for by-pass doors. 1/2" offset, 7/8" oval nylon roller. Hardware is included. 1 pair per card.



| Product No. | Mfg. No. | Description | Order Mult. | Weight | Unit Cost |
|-------------|----------|---------------------|-------------|--------|-----------|
| 236608-D | 16216-B | Single Wheel Hanger | 1/0/6 | .189 | 3.29 PR |

Prime Line Prod.

Single Wheel Hanger - Single wheel hanger for by-pass doors. 1/4" offset, 3/4" flat nylon roller. Hardware is included. 1 pair per card.

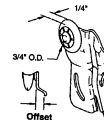


| Product No. | Mfg. No. | Description | Order Mult. | Weight | Unit Cost |
|-------------|----------|---------------------|-------------|--------|-----------|
| 236616-D | 16224-F | Single Wheel Hanger | 1/0/6 | .195 | 2.99 PR |

DOOR PARTS

Prime Line Prod.

Single Wheel Hanger - Single wheel hanger for by-pass doors. 1/2" offset, 3/4" flat nylon roller. Hardware is included. 1 pair per card.



| Product No. | Mfg. No. | Description | Order Mult. | Weight | Unit Cost |
|-------------|----------|---------------------|-------------|--------|-----------|
| 236624-D | 16224-B | Single Wheel Hanger | 1/0/6 | .191 | 2.99 PR |

Prime Line Prod.

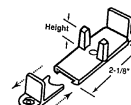
Adjustable Floor Guide - 3/4" white nylon adjustable floor guide for by-pass doors. Hardware is included. 1 per card.



| Product No. | Mfg. No. | Description | Order Mult. | Weight | Unit Cost |
|-------------|----------|------------------------|-------------|--------|-----------|
| 204315-E | 16136 | Adjustable Floor Guide | 1/0/6 | .067 | 1.29 EA |

Prime Line Prod.

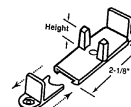
Adjustable Floor Guide - 1" nylon adjustable floor guide for by-pass doors. Hardware is included. 2 per card.



| Product No. | Mfg. No. | Description | Order Mult. | Weight | Unit Cost |
|-------------|----------|------------------------|-------------|--------|-----------|
| 236748-D | 163498 | Adjustable Floor Guide | 1/0/6 | .088 | 1.79 PR |

Prime Line Prod.

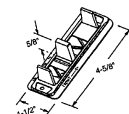
Adjustable Floor Guide - 1-1/4" adjustable floor guide for by-pass doors. Hardware is included. 2 per card.



| Product No. | Mfg. No. | Description | Order Mult. | Weight | Unit Cost |
|-------------|----------|------------------------|-------------|--------|-----------|
| 236683-D | 163236 | Adjustable Floor Guide | 1/0/6 | .103 | 3.29 CD |

Prime Line Prod.

Adjustable Floor Guide - Manufactured of white nylon and metal. 11/16" adjustable floor guide for by-pass doors. Hardware included. 1 per card.

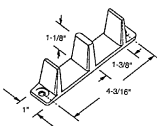


| Product No. | Mfg. No. | Description | Order Mult. | Weight | Unit Cost |
|-------------|----------|------------------------|-------------|--------|-----------|
| 236543-D | 16217 | Adjustable Floor Guide | 1/0/6 | .128 | 2.49 EA |

DOOR PARTS

Prime Line Prod.

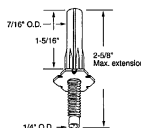
Closet Door Floor Guide - For use on by-pass wardrobe door. Nylon construction for 1-3/8" thick doors. Universal design. 1 per card.



| Product No. | Mfg. No. | Description | Order Mult. | Weight | Unit Cost |
|-------------|----------|-------------------------|-------------|--------|-----------|
| 204358-D | 16451 | Closet Door Floor Guide | 1/6/72 | .068 | 1.29 EA |

Prime Line Prod.

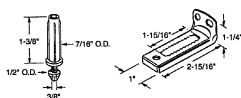
Bottom Pivot - Bottom pivot for bi-fold doors. Manufactured of nylon and steel. 7/16" O.D. hole. Contents: 1 per card.



| Product No. | Mfg. No. | Description | Order Mult. | Weight | Unit Cost |
|-------------|----------|-------------------------|-------------|--------|-----------|
| 236365-D | 161145 | Bi-fold Dr Bottom Pivot | 1/0/6 | .076 | 1.99 EA |

Prime Line Prod.

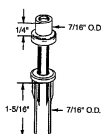
Bottom Pivot Bracket - Steel bottom bracket for bi-fold doors. Nylon base on pin. 1 set per card.



| Product No. | Mfg. No. | Description | Order Mult. | Weight | Unit Cost |
|-------------|----------|----------------------|-------------|--------|-----------|
| 236332-D | 162107 | Bottom Pivot Bracket | 1/0/6 | .231 | 3.49 EA |

Prime Line Prod.

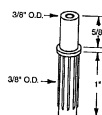
Top Pivot Guide - Top pivot guide for bi-fold doors. 2-9/16" length. Springloaded with nylon cap. 1 per card.



| Product No. | Mfg. No. | Description | Order Mult. | Weight | Unit Cost |
|-------------|----------|-----------------|-------------|--------|-----------|
| 236349-D | 161144 | Top Pivot Guide | 1/0/6 | .105 | 1.79 EA |

Prime Line Prod.

Top Pivot Guide - Top pivot guide for bi-fold doors. Manufactured of nylon. 3/8" hole. Contents: 1 pair per card.

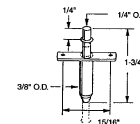


| Product No. | Mfg. No. | Description | Order Mult. | Weight | Unit Cost |
|-------------|----------|-----------------|-------------|--------|-----------|
| 236381-E | 161678 | Top Pivot Guide | 1/0/6 | .043 | 1.79 PR |

HARDWARE

Prime Line Prod.

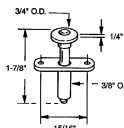
Top Pivot Guide - 1-3/4" top pivot guide for bi-fold doors. Steel body and steel stem. Hardware is included. 1 per card.



| Product No. | Mfg. No. | Description | Order Mult. | Weight | Unit Cost |
|-------------|----------|-----------------|-------------|--------|-----------|
| 236403-D | 16471 | Top Pivot Guide | 1/0/6 | .060 | 2.29 EA |

Prime Line Prod.

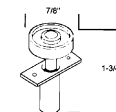
Top Pivot Guide - Top pivot guide for bi-fold doors. Nylon body with steel stem 3/4" nylon cap spring mounted self adjusting. Fits 1" to 1-3/8" thick doors. 1 per card.



| Product No. | Mfg. No. | Description | Order Mult. | Weight | Unit Cost |
|-------------|----------|-----------------|-------------|--------|-----------|
| 204412-E | 16467 | Top Pivot Guide | 1/0/6 | .054 | 2.29 EA |

Prime Line Prod.

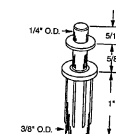
Top Pivot Guide - For use on bi-fold doors. Nylon body with steel stem 7/8" nylon cap spring mounted/self adjusting. Fits 1" to 1-3/8" thick bi-fold doors. 1 per card.



| Product No. | Mfg. No. | Description | Order Mult. | Weight | Unit Cost |
|-------------|----------|-----------------|-------------|--------|-----------|
| 204420-E | 16596 | Top Pivot Guide | 1/0/6 | .054 | 2.29 EA |

Prime Line Prod.

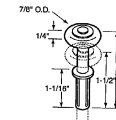
Top Pivot Guide - Top pivot guide for bi-fold doors. Nylon body. Steel stem. 1 per card. Used by many wardrobe door manufacturers.



| Product No. | Mfg. No. | Description | Order Mult. | Weight | Unit Cost |
|-------------|----------|----------------------|-------------|--------|-----------|
| 236470-E | 161111 | Top Pivot Door Guide | 1/0/6 | .085 | 1.79 EA |

Prime Line Prod.

Top Pivot Guide - 2" top pivot guide for bi-fold doors. Manufactured of nylon and steel. Spring loaded. 7/8" nylon cap riveted on. 1 per card.



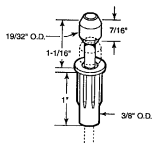
| Product No. | Mfg. No. | Description | Order Mult. | Weight | Unit Cost |
|-------------|----------|----------------------|-------------|--------|-----------|
| 236489-D | 161109 | Top Pivot Door Guide | 1/0/6 | .091 | 1.79 EA |

HARDWARE

DOOR PARTS

Prime Line Prod.

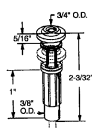
Top Pivot Guide - Top pivot guide for bi-fold doors. Manufactured of nylon. Spring loaded. 19/32" nylon cap. 1 pair per card.



| Product No. | Mfg. No. | Description | Order Mult. | Weight | Unit Cost |
|-------------|----------|-----------------|-------------|--------|-----------|
| 236497-D | 162014 | Top Pivot Guide | 1/0/6 | .092 | 2.29 PR |

Prime Line Prod.

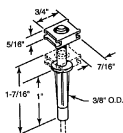
Top Pivot Guide - Top pivot guide for bi-fold doors. Manufactured of nylon. Spring loaded. 3/4" nylon cap. 1 pair per card.



| Product No. | Mfg. No. | Description | Order Mult. | Weight | Unit Cost |
|-------------|----------|-----------------|-------------|--------|-----------|
| 236500-D | 162015 | Top Pivot Guide | 1/0/6 | .090 | 2.29 PR |

Prime Line Prod.

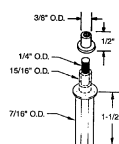
Top Pivot Guide - Top pivot guide for bi-fold doors. Manufactured of nylon and steel. Spring loaded. 3/8" nylon cap. 1 pair per card.



| Product No. | Mfg. No. | Description | Order Mult. | Weight | Unit Cost |
|-------------|----------|-----------------|-------------|--------|-----------|
| 236519-D | 161978 | Top Pivot Guide | 1/0/6 | .092 | 3.49 PR |

Prime Line Prod.

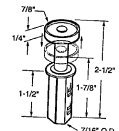
Top Pivot Guide - All steel body and stem with nylon guide cap. 2-5/8" top pivot guide for bi-fold doors. 1 per card.



| Product No. | Mfg. No. | Description | Order Mult. | Weight | Unit Cost |
|-------------|----------|-----------------|-------------|--------|-----------|
| 236551-E | 16260 | Top Pivot Guide | 1/0/6 | .151 | 1.79 EA |

Prime Line Prod.

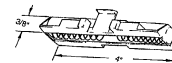
Top Pivot Roller - Top pivot guide for bi-fold doors. Manufactured of nylon and steel. 7/8" nylon cap. 1 pair per card.



| Product No. | Mfg. No. | Description | Order Mult. | Weight | Unit Cost |
|-------------|----------|------------------|-------------|--------|-----------|
| 236578-D | 16215 | Top Pivot Roller | 1/0/6 | .157 | 3.29 PR |

Prime Line Prod.

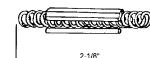
Top Pivot Guide - Top pivot guide for bi-fold doors. Manufactured of nylon and steel. 4" nylon with 2 springs. 1 per card.



| Product No. | Mfg. No. | Description | Order Mult. | Weight | Unit Cost |
|-------------|----------|-----------------|-------------|--------|-----------|
| 236535-D | 16472 | Top Pivot Guide | 1/0/6 | .080 | 1.79 EA |

Prime Line Prod.

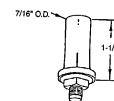
Snugger - 4-door snugger for use on bi-fold doors. Plastic construction with steel spring. snaps into top track, self adjusting, fits holes in doors in closed position. 3/4" body with 2" spring. For use on Cox and other styles of doors. 1 per card.



| Product No. | Mfg. No. | Description | Order Mult. | Weight | Unit Cost |
|-------------|----------|----------------------|-------------|--------|-----------|
| 204390-D | 161101 | Bi-fold Door Snugger | 1/0/6 | .062 | 1.79 EA |

Prime Line Prod.

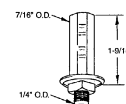
Bottom Pivot Bolt - Bottom pivot guide for bi-fold doors. Manufactured of nylon and steel. Fits 1" to 1-3/8" bifold doors to 30 lb. each. 2 per card.



| Product No. | Mfg. No. | Description | Order Mult. | Weight | Unit Cost |
|-------------|----------|-------------------|-------------|--------|-----------|
| 236527-D | 161902 | Bottom Pivot Bolt | 1/0/6 | .121 | 4.29 PR |

Prime Line Prod.

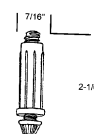
Bottom Pivot Guide - All steel bottom pivot bolt for bi-fold doors. 1/4" steel bolt. 1 per card.



| Product No. | Mfg. No. | Description | Order Mult. | Weight | Unit Cost |
|-------------|----------|--------------------|-------------|--------|-----------|
| 236586-D | 16261 | Bottom Pivot Guide | 1/0/6 | .144 | 1.99 EA |

Prime Line Prod.

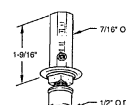
Bottom Pivot Guide - 2-1/16" minimum height x 15/16" maximum height x 9/16" nylon body with starred head. 1 pair per card.



| Product No. | Mfg. No. | Description | Order Mult. | Weight | Unit Cost |
|-------------|----------|--------------------|-------------|--------|-----------|
| 204986-E | 161934 | Bottom Pivot Guide | 1/0/6 | .061 | 2.79 PR |

Prime Line Prod.

Bottom Guide - All steel bottom slide guide for bi-fold doors, with 1/2" nylon cap. 1 per card.

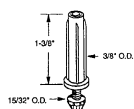


| Product No. | Mfg. No. | Description | Order Mult. | Weight | Unit Cost |
|-------------|----------|-------------------------|-------------|--------|-----------|
| 236640-D | 16259 | Bi-fold Dr Bottom Guide | 1/0/6 | .096 | 2.99 EA |

DOOR PARTS

Prime Line Prod.

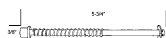
Bottom Pivot Guide - 3/8" bottom pivot bolt for bi-fold doors. Adjustable steel pivot with nylon base. 2 per card.



| Product No. | Mfg. No. | Description | Order Mult. | Weight | Unit Cost |
|-------------|----------|--------------------|-------------|--------|-----------|
| 204994-D | 161509 | Bottom Pivot Guide | 1/0/6 | .056 | 2.29 PR |

Prime Line Prod.

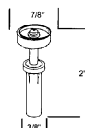
Top Pivot Guide - 1/4" x 5-3/4" steel top pin with 3/8" diameter nylon cap. 1 per card.



| Product No. | Mfg. No. | Description | Order Mult. | Weight | Unit Cost |
|-------------|----------|-----------------|-------------|--------|-----------|
| 204404-D | 16881 | Top Pivot Guide | 1/0/6 | .125 | 2.29 EA |

Prime Line Prod.

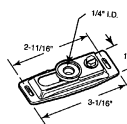
Top Pivot Guide - For use on bi-fold doors. Spring loaded with 7/8" O.D. nylon roller fits 3/8" hole. For use on Kenna Frame and other style doors. 1 per card.



| Product No. | Mfg. No. | Description | Order Mult. | Weight | Unit Cost |
|-------------|----------|-----------------|-------------|--------|-----------|
| 204811-D | 161515 | Top Pivot Guide | 1/0/6 | .081 | 2.49 PR |

Prime Line Prod.

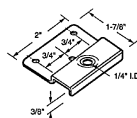
Floor Bracket - Floor bracket for bi-fold doors. 3-1/6" x 1" steel bottom bracket. Complete with 1 nylon holder. 1 per card.



| Product No. | Mfg. No. | Description | Order Mult. | Weight | Unit Cost |
|-------------|----------|--------------------------|-------------|--------|-----------|
| 236357-D | 162017 | Bi-fold Dr Floor Bracket | 1/0/6 | .116 | 3.79 EA |

Prime Line Prod.

Bottom Pivot Retainer - 2-7/8" x 7/8" steel bottom bracket for bi-fold doors. Hardware is included. 1 per card.

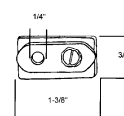


| Product No. | Mfg. No. | Description | Order Mult. | Weight | Unit Cost |
|-------------|----------|-----------------------|-------------|--------|-----------|
| 236462-D | 162058 | Bottom Pivot Retainer | 1/0/6 | .180 | 2.79 EA |

HARDWARE

Prime Line Prod.

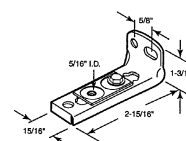
Top Pivot Bracket - 3/4" x 3/8" nylon top pivot bracket with a 1/4" hole. Complete with wrench. Use with DPI model No. 161111. Use on Alliance style closet doors. 1 per card.



| Product No. | Mfg. No. | Description | Order Mult. | Weight | Unit Cost |
|-------------|----------|-------------------|-------------|--------|-----------|
| 204366-D | 162167 | Top Pivot Bracket | 1/0/6 | .109 | 2.49 EA |

Prime Line Prod.

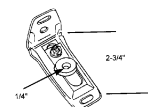
Bottom Pivot Bracket - 15/16" x 2-15/16" steel bottom bracket with nylon holder complete with wrench. 1 per card.



| Product No. | Mfg. No. | Description | Order Mult. | Weight | Unit Cost |
|-------------|----------|----------------------|-------------|--------|-----------|
| 205028-E | 16369 | Bottom Pivot Bracket | 1/0/6 | .171 | 2.29 EA |

Prime Line Prod.

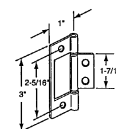
Bottom Jamb Bracket - For use on bi-fold doors. Adjustable steel bracket with nylon bushing and wrench. Primarily used with Johnson hardware. 1 per card.



| Product No. | Mfg. No. | Description | Order Mult. | Weight | Unit Cost |
|-------------|----------|-------------------------|-------------|--------|-----------|
| 205419-D | 161147 | Bi-fold Dr Botm Bracket | 1/0/6 | .162 | 2.99 EA |

Prime Line Prod.

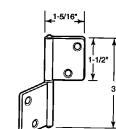
Closet Door Hinge - For use on wood bi-fold closet doors. Brass-plated, nonmortise design. 2 per card.



| Product No. | Mfg. No. | Description | Order Mult. | Weight | Unit Cost |
|-------------|----------|-------------------------|-------------|--------|-----------|
| 205397-D | 161497 | Bi-fold Closet Dr Hinge | 1/0/6 | .188 | 2.99 PR |

Prime Line Prod.

Bi-fold Closet Hinge - For use on wood bi-fold closet doors. Brass-plated, flag type design. 2 per card.

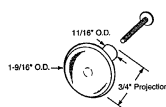


| Product No. | Mfg. No. | Description | Order Mult. | Weight | Unit Cost |
|-------------|----------|----------------------|-------------|--------|-----------|
| 205400-D | 162171 | Bi-fold Closet Hinge | 1/0/6 | .250 | 3.29 PR |

HARDWARE

Prime Line Prod.

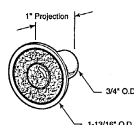
Closet Door Knob - Brass-plated knob. 1-9/16" diameter x 3/4" depth. Hardware is included. 1 pair per card.



| Product No. | Mfg. No. | Description | Order Mult. | Weight | Unit Cost |
|-------------|----------|------------------|-------------|--------|-----------|
| 236667-D | 162018 | Closet Door Knob | 1/0/6 | .119 | 3.29 PR |

Prime Line Prod.

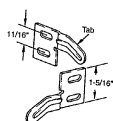
Closet Door Knob - Ivory plastic knob. 1-13/16" diameter x 1" depth. Hardware is included. 1 pair per card.



| Product No. | Mfg. No. | Description | Order Mult. | Weight | Unit Cost |
|-------------|----------|-------------------------|-------------|--------|-----------|
| 236675-E | 161522 | Ivory Plastic Door Knob | 1/0/6 | .109 | 1.79 PR |

Prime Line Prod.

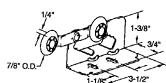
Bi-Fold Aligner - Steel bi-fold aligner for bi-fold doors. Hardware is included. 1 pair per card.



| Product No. | Mfg. No. | Description | Order Mult. | Weight | Unit Cost |
|-------------|----------|-----------------------|-------------|--------|-----------|
| 236446-E | 161083 | Steel Bi-fold Aligner | 1/0/6 | .097 | 1.79 PR |

Prime Line Prod.

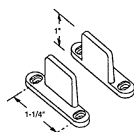
Double Wheel Hanger - Double wheel pocket door hanger. Adjustable steel top mount bracket. 2 per card.



| Product No. | Mfg. No. | Description | Order Mult. | Weight | Unit Cost |
|-------------|----------|---------------------|-------------|--------|-----------|
| 205265-D | 16497 | Double Wheel Hanger | 1/0/6 | .471 | 8.99 PR |

Prime Line Prod.

Pocket Door Floor Guide - Manufactured of white nylon. Use with any single or multiple doors. 1 pair per card.

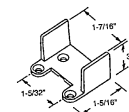


| Product No. | Mfg. No. | Description | Order Mult. | Weight | Unit Cost |
|-------------|----------|-------------------|-------------|--------|-----------|
| 236659-D | 161092 | Pocket Door Guide | 1/0/6 | .063 | 1.49 PR |

DOOR PARTS

Prime Line Prod.

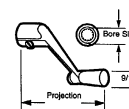
Pocket Door Guide - Single door guide. For use with single sliding closet/wardrobe door. Manufactured of white nylon. 1 per card.



| Product No. | Mfg. No. | Description | Order Mult. | Weight | Unit Cost |
|-------------|----------|-------------------|-------------|--------|-----------|
| 205370-D | 16104 | Pocket Door Guide | 1/0/6 | .040 | 1.49 EA |

Prime Line Prod.

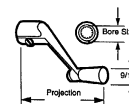
Spline Crank Handle - 11/32" spline crank handle. 3" projection. Made of zinc die-cast, bronze finish. Primarily used on standard casement windows. 1 per card.



| Product No. | Mfg. No. | Description | Order Mult. | Weight | Unit Cost |
|-------------|----------|---------------------|-------------|--------|-----------|
| 207411-D | 171925 | Spline Crank Handle | 1/0/6 | .158 | 4.49 EA |

Prime Line Prod.

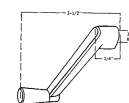
Casement Operator Crank Handle - Aluminum finish. Made of zinc die-cast. 5/16" hole. 2-11/16" projection. 1 per card.



| Product No. | Mfg. No. | Description | Order Mult. | Weight | Unit Cost |
|-------------|----------|-------------------------|-------------|--------|-----------|
| 236233-D | 17240 | Casmt Oper Crank Handle | 1/0/6 | .151 | 3.29 EA |

Prime Line Prod.

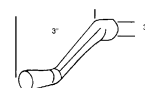
Casement Operator Crank Handle - Aluminum-gray finish. 3/4" replacement crank handle. 3/8" hole. 1 per card.



| Product No. | Mfg. No. | Description | Order Mult. | Weight | Unit Cost |
|-------------|----------|------------------------|-------------|--------|-----------|
| 236209-D | 171786 | 3/8" Oper Crank Handle | 1/0/6 | .223 | 4.79 EA |

Prime Line Prod.

Spline Crank Handle - 3/8" spline crank handle. For use on all types of window operators with a 3/8" spline zinc die-cast with aluminum finish. 1 per card.

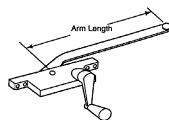


| Product No. | Mfg. No. | Description | Order Mult. | Weight | Unit Cost |
|-------------|----------|---------------------|-------------|--------|-----------|
| 207446-D | 17240-2 | Spline Crank Handle | 1/0/6 | .206 | 3.29 EA |

WINDOW PARTS

Prime Line Prod.

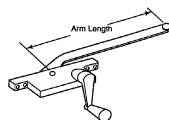
Casement Operator - Left hand. 9" arm. Zinc die-cast. Aluminum finish. All mounting hardware is included. 1 per card.



| Product No. | Mfg. No. | Description | Order Mult. | Weight | Unit Cost |
|-------------|----------|------------------------|-------------|--------|-----------|
| 236187-D | 17390-LA | Left Casement Operator | 1/0/6 | 1.158 | 12.79 EA |

Prime Line Prod.

Casement Operator - Right hand. 9" arm. Zinc die-cast. Aluminum finish. All mounting hardware is included. 1 per card.



| Product No. | Mfg. No. | Description | Order Mult. | Weight | Unit Cost |
|-------------|----------|-------------------------|-------------|--------|-----------|
| 236179-D | 17390-RA | Right Casement Operator | 1/0/6 | 1.158 | 12.79 EA |

Prime Line Prod.

Casement Operator - Left hand. 9" arm. Zinc die-cast. Bronze finish. All mounting hardware is included. 1 per card.



| Product No. | Mfg. No. | Description | Order Mult. | Weight | Unit Cost |
|-------------|----------|------------------------|-------------|--------|-----------|
| 240397-D | 17390-LB | Left Casement Operator | 1/0/6 | 1.000 | 12.79 EA |

Prime Line Prod.

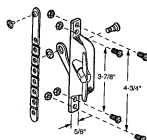
Casement Operator - Right hand. 9" arm. Zinc die-cast bronze finish. All mounting hardware is included. 1 per card.



| Product No. | Mfg. No. | Description | Order Mult. | Weight | Unit Cost |
|-------------|----------|-------------------------|-------------|--------|-----------|
| 240400-D | 17390-RB | Right Casement Operator | 1/0/6 | 1.000 | 12.79 EA |

Prime Line Prod.

Universal Jalousie Operator - Aluminum finish with T-crank handle. Fits most all Jalousie windows. All mounting hardware is included. 1 per card.

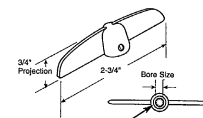


| Product No. | Mfg. No. | Description | Order Mult. | Weight | Unit Cost |
|-------------|----------|------------------------|-------------|--------|-----------|
| 236314-D | 17370 | Univ Jalousie Operator | 1/0/6 | .671 | 9.99 SET |

HARDWARE

Prime Line Prod.

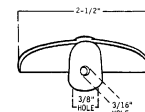
T-Handle Crank - T-handle crank for window operators. 3/8" hole. Zinc die- cast brown finish. Fastener is included. 1 per card. Primary use is on Andersen Windows.



| Product No. | Mfg. No. | Description | Order Mult. | Weight | Unit Cost |
|-------------|----------|--------------------------|-------------|--------|-----------|
| 236160-E | 172009 | Wind Oper Crank T-handle | 1/0/6 | .097 | 2.79 EA |

Prime Line Prod.

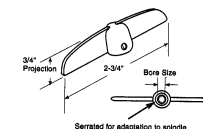
T-Handle Crank - T-handle crank for window operators. 3/8" hole. Zinc die- cast aluminum finish. Fastener is included. 1 per card. Primary use is on Andersen Windows.



| Product No. | Mfg. No. | Description | Order Mult. | Weight | Unit Cost |
|-------------|----------|--------------------------|-------------|--------|-----------|
| 236152-E | 17243-2 | Wind Oper Crank T-handle | 1/0/6 | .095 | 2.79 EA |

Prime Line Prod.

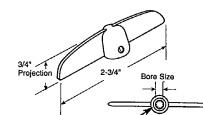
T-Handle Crank - T-handle crank for window operator. 5/16" hole. Zinc die- cast bronze finish. Fastener is included. 1 pair per card.



| Product No. | Mfg. No. | Description | Order Mult. | Weight | Unit Cost |
|-------------|----------|--------------------------|-------------|--------|-----------|
| 236144-E | 17243-B | Wind Oper Crank T-handle | 1/0/6 | .099 | 2.79 EA |

Prime Line Prod.

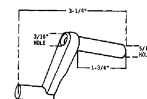
T-Handle Crank - T-handle crank for window operator. 5/16" hole. Zinc die- cast aluminum finish. Fastener is included. 1 per card.



| Product No. | Mfg. No. | Description | Order Mult. | Weight | Unit Cost |
|-------------|----------|--------------------------|-------------|--------|-----------|
| 236136-E | 17243 | Wind Oper Crank T-handle | 1/0/6 | .098 | 2.29 EA |

Prime Line Prod.

Casement Operator Crank Handle - Aluminum finish. 1-3/4" replacement crank handle. 5/16" hole. Contents: 1 handle. Use: Mobile home.

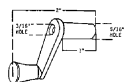


| Product No. | Mfg. No. | Description | Order Mult. | Weight | Unit Cost |
|-------------|----------|--------------------------|-------------|--------|-----------|
| 236306-E | 22252 | 1-3/4" Case Crank Handle | 1/0/6 | .137 | 2.79 EA |

HARDWARE

Prime Line Prod.

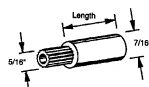
Casement Operator Crank Handle - Aluminum finish. 1" replacement crank handle. 5/16" hole. Contents: 1 handle. Use: Mobile home.



| Product No. | Mfg. No. | Description | Order Mult. | Weight | Unit Cost |
|-------------|----------|-------------------------|-------------|--------|-----------|
| 236276-D | 22251 | Casmt Oper Crank Handle | 1/0/6 | .097 | 2.29 EA |

Prime Line Prod.

Casement Crank Extension - 2" replacement crank extension. 5/16" hole. Contents: 1 extension. Use: Mobile home.




| Product No. | Mfg. No. | Description | Order Mult. | Weight | Unit Cost |
|-------------|----------|--------------------------|-------------|--------|-----------|
| 236225-E | 22250-C | Casement Crank Extension | 1/0/6 | .090 | 2.29 EA |

NOTE 1: Hand determined by window hinge location from **outside** home looking **in**.

Prime Line Prod.

Shelf Supports - Made of clear butyrate. 8 per card.



| Product No. | Mfg. No. | Description | Order Mult. | Weight | Unit Cost |
|-------------|----------|---------------------|-------------|--------|-----------|
| 207985-D | 242152 | Clear Shelf Support | 1/0/6 | .026 | 2.29 PK |

Prime Line Prod.


Shelf Supports - Made of clear butyrate. 8 per card.



| Product No. | Mfg. No. | Description | Order Mult. | Weight | Unit Cost |
|-------------|----------|---------------------|-------------|--------|-----------|
| 207993-D | 242155 | Clear Shelf Support | 1/0/6 | .026 | 2.29 PK |
| 208027-D | 242156 | Clear Shelf Support | 1/0/6 | .026 | 1.79 PK |

Prime Line Prod.

Shelf Supports - Made of beige high-impact styrene. 8 per card.



| Product No. | Mfg. No. | Description | Order Mult. | Weight | Unit Cost |
|-------------|----------|-------------------|-------------|--------|-----------|
| 208035-D | 242154 | Brn Shelf Support | 1/0/6 | .027 | 2.29 PK |

WINDOW PARTS

Prime Line Prod.

Shelf Supports - Made of high-impact styrene. 12 per package.



| Product No. | Mfg. No. | Description | Order Mult. | Weight | Unit Cost |
|-------------|----------|-------------|-------------|--------|-----------|
| 208043-D | 241945 | Brown | 1/0/6 | .027 | 2.29 EA |
| 208051-D | 242157 | Beige | 1/0/6 | .027 | 2.29 PK |
| 259403-D | 241966 | Almond | 1/0/6 | .085 | 2.29 CD |
| 259411-D | 241946 | Clear | 1/0/6 | .083 | 2.29 CD |
| 259438-D | 242400 | White | 1/0/6 | .093 | 1.99 CD |

Prime Line Prod.

Shelf Supports - Fits imported entertainment centers. Shelf supports are made of clear plastic. 8 per card.



| Product No. | Mfg. No. | Description | Order Mult. | Weight | Unit Cost |
|-------------|----------|---------------------|-------------|--------|-----------|
| 208094-D | 242153 | Clear Shelf Support | 1/0/6 | .026 | 1.79 PK |

Prime Line Prod.

Shelf Supports - Metal with nickel finish. 7/8" long, 5mm diameter. 8 per package.



| Product No. | Mfg. No. | Description | Order Mult. | Weight | Unit Cost |
|-------------|----------|----------------------|-------------|--------|-----------|
| 208108-D | 242158 | Chrome Shelf Support | 1/0/6 | .028 | 1.49 PK |

Prime Line Prod.

Shelf Supports - Metal with brass finish. 7/8" long, 5mm diameter. 8 per package.



| Product No. | Mfg. No. | Description | Order Mult. | Weight | Unit Cost |
|-------------|----------|---------------------|-------------|--------|-----------|
| 208124-D | 243388 | Brass Shelf Support | 1/0/6 | .028 | 1.49 PK |

DOOR PARTS

Prime Line Prod.

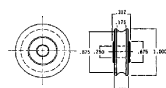
Shelf Supports - Plastic support stem is 3mm. Color: Clear with metal stem. 8 per bag.



| Product No. | Mfg. No. | Description | Order Mult. | Weight | Unit Cost |
|-------------|----------|---------------------|-------------|--------|-----------|
| 208132-D | 242159 | Clear Shelf Support | 1/0/6 | .028 | 1.79 PK |

Prime Line Prod.

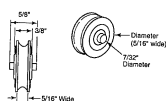
Patio Door Roller - 1" diameter steel patio door roller only, with axle. 1 pair per card.



| Product No. | Mfg. No. | Description | Order Mult. | Weight | Unit Cost |
|-------------|----------|-------------------|-------------|--------|-----------|
| 235911-D | 111894 | Patio Door Roller | 1/0/6 | .156 | 4.99 EA |

Prime Line Prod.

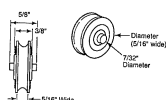
Patio Door Roller - 1-1/4" diameter steel patio door roller only, with axle. 1 pair per card.



| Product No. | Mfg. No. | Description | Order Mult. | Weight | Unit Cost |
|-------------|----------|-------------------|-------------|--------|-----------|
| 235938-D | 131972 | Patio Door Roller | 1/0/6 | .201 | 5.79 EA |

Prime Line Prod.

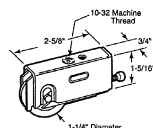
Patio Door Roller - 1-1/2" diameter steel patio door roller only, with axle. 1 pair per card.



| Product No. | Mfg. No. | Description | Order Mult. | Weight | Unit Cost |
|-------------|----------|-------------------|-------------|--------|-----------|
| 235946-D | 131905 | Patio Door Roller | 1/0/6 | .285 | 6.99 EA |

Prime Line Prod.

Patio Door Roller - 1-1/4" diameter steel roller and housing. 1 per card. For sliding glass doors. Heavy-duty adjustable steel housing. Used by Fleetwood and other manufacturers.

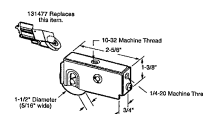


| Product No. | Mfg. No. | Description | Order Mult. | Weight | Unit Cost |
|-------------|----------|-------------------|-------------|--------|-----------|
| 235954-D | 131476 | Patio Door Roller | 1/0/6 | .614 | 5.79 EA |

HARDWARE

Prime Line Prod.

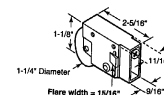
Patio Door Roller - 1-1/2" diameter steel roller and housing. 1 per card. For sliding glass doors. Heavy-duty adjustable steel housing. Used by Air Control, Howmet, Krestmark, and other manufacturers.



| Product No. | Mfg. No. | Description | Order Mult. | Weight | Unit Cost |
|-------------|----------|-------------------|-------------|--------|-----------|
| 214039-D | 131477 | Patio Door Roller | 1/0/6 | .350 | 4.79 EA |

Prime Line Prod.

Patio Roller Assembly - Steel roller assembly. For use on sliding glass doors. 1-1/4" steel ball bearing roller. Heavy adjustable metal housing. Used by Crossly and other door manufacturers. 1 per card.



| Product No. | Mfg. No. | Description | Order Mult. | Weight | Unit Cost |
|-------------|----------|-------------------|-------------|--------|-----------|
| 206679-D | 131973 | Patio Door Roller | 1/0/6 | .375 | 6.99 EA |

Wright Prod.

Patio Door Hardware Set - Flush-mounted. Fits into a machined pocket in the door stile. Projection in only 1/16" on inside and outside of patio door. Complete mounting instructions on the skin pack card. Replaces most sets of this style and is reversible for right or left hand application. For 1" to 1-1/4" thick doors. 6-1/2" between attaching screws. Zamac-steel.



| Product No. | Mfg. No. | Description | Order Mult. | Weight | Unit Cost |
|-------------|----------|-------------------------|-------------|--------|-----------|
| 213815-D | V1195 | Patio Door Hardware Set | 1/0/6 | 1.050 | 13.99 EA |

Prime Line Prod.

Patio Door Pull - 1-piece hardwood handle with a 1-piece black finish die-casted body. 6-1/2" center to center screw holes. 1 per card.



| Product No. | Mfg. No. | Description | Order Mult. | Weight | Unit Cost |
|-------------|----------|-----------------|-------------|--------|-----------|
| 206784-D | 142268 | Patio Door Pull | 1/0/6 | .500 | 7.29 EA |

HARDWARE

DOOR PARTS

Prime Line Prod.

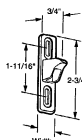
Patio Locking Handle Assembly - For use on sliding glass doors. Aluminum construction with solid wood handle. 3-15/16" center to center distance. Complete with striker and mounting screws. Inside lock. Use model No. 1505 cylinder for outside key lock. 1 set per card.



| Product No. | Mfg. No. | Description | Order Mult. | Weight | Unit Cost |
|-------------|----------|---------------------------|-------------|--------|-----------|
| 206806-D | 14186 | Patio Locking Dr Assembly | 1/0/4 | .887 | 17.49 EA |

Prime Line Prod.

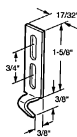
Patio Door Striker - 1/2" wide chrome strikers with hardware included. 1 per card. Popular style with many door manufacturers.



| Product No. | Mfg. No. | Description | Order Mult. | Weight | Unit Cost |
|-------------|----------|--------------------|-------------|--------|-----------|
| 236063-D | 14504 | Patio Door Striker | 1/0/6 | .092 | 2.29 EA |

Prime Line Prod.

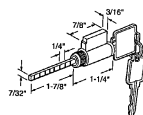
Patio Door Strike - Die-casted strike with screws. Used by many different sliding glass door manufacturers. 2 per card.



| Product No. | Mfg. No. | Description | Order Mult. | Weight | Unit Cost |
|-------------|----------|-------------------|-------------|--------|-----------|
| 206814-D | 151955 | Patio Door Strike | 1/0/6 | .125 | 2.99 PR |

Prime Line Prod.

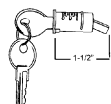
Patio Lock Cylinder - Brass key cylinder. 2 keys. 1 per card.



| Product No. | Mfg. No. | Description | Order Mult. | Weight | Unit Cost |
|-------------|----------|---------------------|-------------|--------|-----------|
| 206865-D | 1505 | Patio Lock Cylinder | 1/0/6 | .156 | 8.29 EA |

Prime Line Prod.

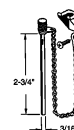
Patio Lock Cylinder - Wafer cylinder. Use with model No. 956 and 962. 2 keys. 1 per card.



| Product No. | Mfg. No. | Description | Order Mult. | Weight | Unit Cost |
|-------------|----------|---------------------|-------------|--------|-----------|
| 206849-D | 152179 | Patio Lock Cylinder | 1/0/6 | .125 | 3.49 EA |

Prime Line Prod.

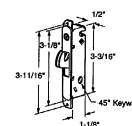
Security Pin Lock - Steel finish patio door security pin. Hardware included. 1 per card.



| Product No. | Mfg. No. | Description | Order Mult. | Weight | Unit Cost |
|-------------|----------|---------------------|-------------|--------|-----------|
| 236098-D | 15301 | Patio Security Lock | 1/0/6 | .100 | 1.79 EA |

Prime Line Prod.

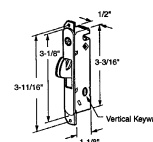
Mortise Patio Lock - Patio door mortise lock. 45° hub. 1 per card.



| Product No. | Mfg. No. | Description | Order Mult. | Weight | Unit Cost |
|-------------|----------|-------------------------|-------------|--------|-----------|
| 207101-D | 15410-F | Patio Door Mortise Lock | 1/0/6 | .250 | 10.99 EA |

Prime Line Prod.

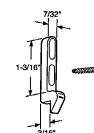
Mortise Patio Lock - Patio door mortise lock 45° hub with mounting bracket. 1 per card.



| Product No. | Mfg. No. | Description | Order Mult. | Weight | Unit Cost |
|-------------|----------|--------------------|-------------|--------|-----------|
| 207241-D | 153554 | Mortise Patio Lock | 1/0/6 | .437 | 13.79 EA |

Prime Line Prod.

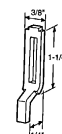
Strike With Screws - 3/16" offset die-cast striker with screws. For screen doors. 1 per card.



| Product No. | Mfg. No. | Description | Order Mult. | Weight | Unit Cost |
|-------------|----------|--------------------|-------------|--------|-----------|
| 206652-E | 1207-M | Screen Door Strike | 1/0/6 | .063 | 1.29 EA |

Prime Line Prod.

Striker With Screws - 1/4" offset steel strike with screws. For screen doors. 1 per card.

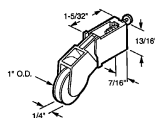


| Product No. | Mfg. No. | Description | Order Mult. | Weight | Unit Cost |
|-------------|----------|--------------------|-------------|--------|-----------|
| 206660-D | 121090 | Screen Door Strike | 1/0/6 | .039 | .99 EA |

DOOR PARTS

Prime Line Prod.

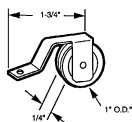
Screen Door Roller - 1" nylon screen door roller. Nylon housing with nylon roller with ball bearing. 1 pair per card.



| Product No. | Mfg. No. | Description | Order Mult. | Weight | Unit Cost |
|-------------|----------|--------------------|-------------|--------|-----------|
| 235857-D | 111370 | Screen Door Roller | 1/0/6 | .106 | 5.29 PR |

Prime Line Prod.

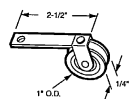
Screen Door Roller - Aluminum screen door roller with 1" nylon roller. 1 pair per card.



| Product No. | Mfg. No. | Description | Order Mult. | Weight | Unit Cost |
|-------------|----------|--------------------|-------------|--------|-----------|
| 235903-D | 11960 | Nylon | 1/0/6 | .060 | 2.49 PR |
| 257664-D | 11960-B | Steel ball bearing | 1/0/6 | .108 | 3.99 CD |

Prime Line Prod.

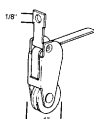
Screen Door Roller - Screen door roller with 2-1/2" spring and 1" nylon roller. 1 pair per card. Nylon.



| Product No. | Mfg. No. | Description | Order Mult. | Weight | Unit Cost |
|-------------|----------|--------------------|-------------|--------|-----------|
| 235997-D | 1186 | Screen Door Roller | 1/0/6 | .053 | 2.49 PR |

Prime Line Prod.

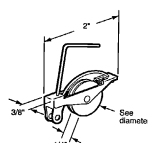
1" Steel Screen Door Roller - For use on sliding screen doors. Steel ball bearings and roller. Adjustable steel housing. May be used as top or bottom roller. 1 pair per card.



| Product No. | Mfg. No. | Description | Order Mult. | Weight | Unit Cost |
|-------------|----------|-------------------------|-------------|--------|-----------|
| 206954-D | 11749 | 1" Steel Scrn Dr Roller | 1/0/6 | .063 | 5.79 PR |

Prime Line Prod.

Screen Door Roller - Screen door roller with 1-1/4" nylon roller and aluminum assembly. 1 pair per card.

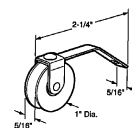


| Product No. | Mfg. No. | Description | Order Mult. | Weight | Unit Cost |
|-------------|----------|--------------------|-------------|--------|-----------|
| 236039-D | 11118 | Screen Door Roller | 1/0/6 | .091 | 3.49 PR |

HARDWARE

Prime Line Prod.

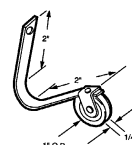
Roller Assembly - Aluminum screen door roller with 1" nylon roller. Fits Academy doors. 1 pair per card.



| Product No. | Mfg. No. | Description | Order Mult. | Weight | Unit Cost |
|-------------|----------|--------------------|-------------|--------|-----------|
| 235881-D | 11666 | Nylon | 1/0/6 | .059 | 2.49 PR |
| 257648-D | 11666-B | Steel ball bearing | 1/0/6 | .108 | 3.99 CD |

Prime Line Prod.

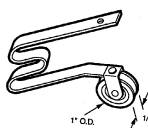
Screen Door Roller - Screen door roller with 1" nylon roller and aluminum assembly. 1 pair per card.



| Product No. | Mfg. No. | Description | Order Mult. | Weight | Unit Cost |
|-------------|----------|--------------------|-------------|--------|-----------|
| 236004-D | 11597 | Screen Door Roller | 1/0/6 | .076 | 3.29 PR |

Prime Line Prod.

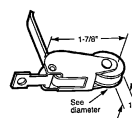
Screen Door Roller - Screen door roller with 1" nylon roller and aluminum assembly. 1 pair per card.



| Product No. | Mfg. No. | Description | Order Mult. | Weight | Unit Cost |
|-------------|----------|--------------------|-------------|--------|-----------|
| 236012-D | 1109 | Nylon | 1/0/6 | .083 | 2.79 PR |
| 236101-D | 1109-B | Steel ball bearing | 1/0/6 | .126 | 4.79 PR |
| 257583-D | 111766 | Nylon ball bearing | 1/0/6 | .113 | 4.49 CD |

Prime Line Prod.

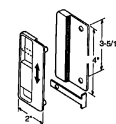
Screen Door Roller - Screen door roller with 1" nylon roller and aluminum assembly. 2 per card.



| Product No. | Mfg. No. | Description | Order Mult. | Weight | Unit Cost |
|-------------|----------|--------------------|-------------|--------|-----------|
| 236020-D | 11314 | Screen Door Roller | 1/0/6 | .088 | 3.79 PR |

Prime Line Prod.

Screen Door Pull - Screen door pull with hardware included. Plastic with steel latch assembly. Nonhanded. Mortise installation. Vertical sliding activator. Fits on *Jim Walters* sliding roll-formed screen door. 1 per card.



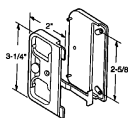
| Product No. | Mfg. No. | Description | Order Mult. | Weight | Unit Cost |
|-------------|----------|------------------|-------------|--------|-----------|
| 236047-D | 121803 | Screen Door Pull | 1/0/6 | .116 | 4.49 EA |

HARDWARE

DOOR PARTS

Prime Line Prod.

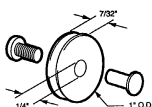
Screen Door Handle - Screen door Pull. Black. Plastic with steel latch assembly. Nonhanded. Mortise installation that is used by several manufacturers. 1 per card.



| Product No. | Mfg. No. | Description | Order Mult. | Weight | Unit Cost |
|-------------|----------|--------------------|-------------|--------|-----------|
| 236055-D | 121740 | Screen Door Handle | 1/0/6 | .145 | 4.49 EA |

Prime Line Prod.

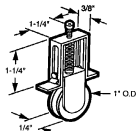
Nylon Roller - For use on sliding screen doors. 1" diameter nylon roller with 1/8" center groove. Includes axle and bolt. 1 pair per card.



| Product No. | Mfg. No. | Description | Order Mult. | Weight | Unit Cost |
|-------------|----------|--------------------|-------------|--------|-----------|
| 206636-D | 11116 | Screen Door Roller | 1/0/6 | .004 | 1.99 PR |

Prime Line Prod.

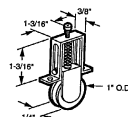
1" Adjustable Roller Assembly - For use on sliding screen doors. Aluminum and nylon construction. Fully adjustable. May be used as top or bottom roller. Used on Columbia and other types of doors. 2 per card. Nylon.



| Product No. | Mfg. No. | Description | Order Mult. | Weight | Unit Cost |
|-------------|----------|--------------------|-------------|--------|-----------|
| 207020-D | 11657 | Screen Door Roller | 1/0/6 | .056 | 4.29 PR |

Prime Line Prod.

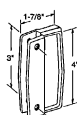
Screen Door Roller - 1" adjustable roller assembly. For use on sliding screen doors, nylon ball bearing roller. Adjustable design. Primarily used on Academy Uni-fit doors. 2 per card.



| Product No. | Mfg. No. | Description | Order Mult. | Weight | Unit Cost |
|-------------|----------|--------------------|-------------|--------|-----------|
| 206687-D | 11434 | Screen Door Roller | 1/0/6 | .050 | 4.29 PR |

Prime Line Prod.

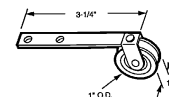
Plastic Screen Door Pull - Universal black plastic pull handle. Replaces most types of screen door handles. 2-screw installation. Includes mounting hardware. 1 per package.



| Product No. | Mfg. No. | Description | Order Mult. | Weight | Unit Cost |
|-------------|----------|------------------|-------------|--------|-----------|
| 207012-D | 12209 | Screen Door Pull | 1/0/6 | .087 | 2.29 PR |

Prime Line Prod.

1" Tension Roller Spring - For use on sliding screen doors 1" nylon roller with 1/4" center groove. High-tension steel spring. For use on a variety of sliding screen doors. 2 pair per card.



| Product No. | Mfg. No. | Description | Order Mult. | Weight | Unit Cost |
|-------------|----------|--------------------|-------------|--------|-----------|
| 206628-D | 1147 | Screen Door Roller | 1/0/6 | .050 | 3.29 PR |

Wright Prod.

Strike Plate - For all types of storm and screen door locks. Packed individually on a display card.



| Product No. | Mfg. No. | Description | Order Mult. | Weight | Unit Cost |
|-------------|----------|-------------|-------------|--------|-----------|
| 208144-D | V777ST | Aluminum | 1/0/100 | .008 | 1.99 EA |
| 238451-D | V777STBL | Black | 1/0/10 | .075 | 2.29 EA |

Wright Prod.

Rigid Strike Plate - 1/4", 3/8", 1/2" high strike plates with slotted holes for universal replacement. Packed with installation screws. Zinc finish.



| Product No. | Mfg. No. | Description | Order Mult. | Weight | Unit Cost |
|-------------|----------|--------------|-------------|--------|-----------|
| 203610-D | V333ST | Rigid Strike | 1/0/10 | .100 | 2.49 EA |

Wright Prod.

Colonial Push-Button Latch - Authentic colonial hammered finish. For outswinging wood or metal doors. Fits doors 1" to 1-1/4" thick. *No Lock Out* feature. Installs with only three 1/4" holes. Backset from jamb 13/16". Installation hole spacing 1-3/4". Key cylinder thumb buttons available to convert latch to key locking set. Carded.



| Product No. | Mfg. No. | Description | Order Mult. | Weight | Unit Cost |
|-------------|----------|---------------------------|-------------|--------|-----------|
| 209562-D | VC333BL | Colonial Pushbutton Latch | 1/0/6 | .650 | 9.49 EA |

DOOR PARTS

Wright Prod.

Key Lock Thumb Button Assembly - Converts model No. V333 and VC333BL push-button latches to key locking set. Nickel finish. Skin packed.



| Product No. | Mfg. No. | Description | Order Mult. | Weight | Unit Cost |
|-------------|----------|-----------------------|-------------|--------|-----------|
| 211782-D | V3 | Key Lock Thumb Button | 1/0/5 | .150 | 7.99 EA |

Wright Prod.

Push-Button Latch - For outswinging wood or metal doors 1" to 1-1/4" thick. *No Lock Out* feature. Installs with only three 5/16" holes. Backset from jamb 13/16". Installation hole spacing 1-3/4". Key cylinder thumb buttons available to convert latch to key locking set. Replacement covers furnished. Skin packed for display.



| Product No. | Mfg. No. | Description | Order Mult. | Weight | Unit Cost |
|-------------|----------|----------------|-------------|--------|-----------|
| 229452-D | V333 | Zamac aluminum | 1/0/6 | .650 | 9.49 EA |
| 235407-D | V333WH | White | 1/0/6 | .660 | 9.49 EA |
| 203629-D | V333BL | Black | 1/0/6 | .660 | 9.49 EA |

Wright Prod.

Push-Button Key Lock - For outswinging wood or metal doors. Fits doors 1" to 1-1/4" thick. Installs with only three 1/4" holes. Installation hole spacing 1-3/4". Contains 2 sizes of strikes and shims to provide adjustment for latching. Has *No Lock Out* feature. Exterior has key lock for extra security.



| Product No. | Mfg. No. | Description | Order Mult. | Weight | Unit Cost |
|-------------|----------|-------------|-------------|--------|-----------|
| 213179-D | VK333X3 | Aluminum | 1/0/6 | .700 | 16.99 EA |

Wright Prod.

Door Catch - Steel. Extruded bearing in housing and rocker arm assures smooth action and long service. Prelubricated. Cadmium finish. Skin packaged for display.



| Product No. | Mfg. No. | Description | Order Mult. | Weight | Unit Cost |
|-------------|----------|------------------|-------------|--------|-----------|
| 208019-D | V12 | Steel Door Catch | 1/0/5 | .175 | 4.29 EA |

HARDWARE

Wright Prod.

Snap Fastener - Holds storm windows, screens, combination door panels and has many other uses. Snap plate made of tempered spring steel. Spring tension holds window firmly against frame. Does not mar painted surfaces by rotating on them. Storm windows and screens easily removed by snapping fastener back to open position. Poly bag holds 4 fasteners.



| Product No. | Mfg. No. | Description | Order Mult. | Weight | Unit Cost |
|-------------|----------|---------------|-------------|--------|-----------|
| 238147-D | #P29 | Snap Fastener | 1/0/100 | .196 | 2.79 BG |

Wright Prod.

Snap Fastener - Holds storm windows, screens, combination door panels and has many other uses. Snap plate made of tempered spring steel. Spring tension holds window firmly against frame. Does not mar painted surfaces by rotating on them. Storm windows and screens easily removed by snapping fastener back to open position. Display card holds 4 fasteners.



| Product No. | Mfg. No. | Description | Order Mult. | Weight | Unit Cost |
|-------------|----------|----------------|-------------|--------|-----------|
| 217349-D | V29 | Snap Fasteners | 1/0/10 | .140 | 3.49 CD |

Wright Prod.

Door Stop Spring Chain - Built to absorb shock and protect against wind damage to door. Heavy spring wire and bull dog chain give maximum protection. Chain can be readily detached from bracket to allow full opening of door. Skin packed for display.



| Product No. | Mfg. No. | Description | Order Mult. | Weight | Unit Cost |
|-------------|----------|-------------|-------------|--------|-----------|
| 208741-D | V11 | Zinc | 1/0/5 | .425 | 4.29 EA |
| 203726-D | V11BL | Black | 1/0/5 | .400 | 4.59 EA |

Century Spring

Door Springs - Steel wire. Double loop ends with screw hook for attaching. Cadmium finish.



| Product No. | Mfg. No. | Description | Order Mult. | Weight | Unit Cost |
|-------------|----------|---------------------------------------|-------------|--------|-----------|
| 207430-E | CS3 | 23/64" outside diameter, 16-3/8" long | 10/0/100 | .020 | 1.79 EA |
| 207458-D | CS4 | 3/8" outside diameter, 16-3/8" long | 10/0/100 | .195 | 1.99 EA |
| 207476-D | CS5 | 13/32" outside diameter, 16-3/8" long | 10/0/100 | .030 | 2.29 EA |
| 207494-D | CS6 | 1/2" outside diameter, 16-3/8" long | 10/0/100 | .030 | 2.29 EA |
| 207519-D | CS7 | 9/16" outside diameter, 16-3/8" long | 10/0/100 | .040 | 2.79 EA |

HARDWARE

National Mfg.

Adjustable Door And Gate Spring - Rust-resistant tension adjusted by threaded shaft. Zinc. V-pac.



| Product No. | Mfg. No. | Description | Order Mult. | Weight | Unit Cost |
|-------------|----------|--------------------|-------------|--------|-----------|
| 202088-C | N172114 | Zn Adj Door Spring | 1/10/30 | .351 | 3.79 PK |

Wright Prod.

Universal Casement Operator - Designed for outswinging metal or wood casement windows. Special adapter brackets allow replacement on either metal or wood casements. Handling determined from the inside facing window. Hinge determines hand. Will replace most standard crank-type operators. Case-hardened worm gear and stud assure long service. Operator arm is rustproofed steel. Zinc and steel. Bronze finish.



| Product No. | Mfg. No. | Description | Order Mult. | Weight | Unit Cost |
|-------------|----------|-------------------|-------------|--------|-----------|
| 231751-D | V80R9BZ | Casement Operator | 1/0/5 | 1.100 | 15.99 EA |
| 231760-D | V80L9BZ | Casement Operator | 1/0/5 | 1.100 | 15.99 EA |

Prime Line Prod.

Casement Locking Handle - Extra-strong casting for long life. Replaces most lock fasteners of this type. Made of Zamac and steel. Easily installed with a screwdriver. Bronze finish.



| Product No. | Mfg. No. | Description | Order Mult. | Weight | Unit Cost |
|-------------|-----------|-------------------------|-------------|--------|-----------|
| 231779-D | 1760-A-LB | Casement Locking Handle | 1/0/6 | .276 | 4.79 EA |
| 231788-D | 1760-A-RB | Casement Locking Handle | 1/0/6 | .276 | 4.79 EA |

Wright Prod.

Casement Operator Handle - Extra-strong casting for long life. Replaces most broken or worn out casement operator handles. Made of Zamac bronze. Bronze finish. Easily installed with screwdriver.



| Product No. | Mfg. No. | Description | Order Mult. | Weight | Unit Cost |
|-------------|----------|--------------------------|-------------|--------|-----------|
| 217571-D | V82BZ | Casement Operator Handle | 1/0/5 | .088 | 4.99 EA |

Wright Prod.

Easy Touch Storm And Screen Door Closer - Door closer features are; bracket cover, hides exposed screws or connector pins. Color matched bracket cover *snaps* over jamb bracket. Integrated, easy to dial, provides positive *hold open* locking action. New regulating knob for *tool free* latching speed.



| Product No. | Mfg. No. | Description | Order Mult. | Weight | Unit Cost |
|-------------|----------|-------------|-------------|--------|-----------|
| 253529-D | V2000CH | Champagne | 1/0/6 | 1.436 | 13.99 EA |
| 253537-D | V2000BL | Black | 1/0/6 | 1.436 | 13.99 EA |
| 253545-D | V2000WH | White | 1/0/6 | 1.433 | 13.99 EA |

DOOR PARTS

Wright Prod.

Door Closer - For wood or metal screen storm, combination or light interior doors. Controlled power feature bypass on closer tube and multiple-hole door bracket allow section of proper closing power at latching point. Replacement cover plate included for neat replacement of most broken or worn out closers. Designed for outswinging doors. Steel material.



| Product No. | Mfg. No. | Description | Order Mult. | Weight | Unit Cost |
|-------------|----------|-------------|-------------|--------|-----------|
| 209376-C | V920 | Aluminum | 1/0/6 | 1.300 | 9.79 EA |
| 234320-C | V920BL | Black | 1/0/6 | 1.313 | 9.79 EA |
| 235415-C | V920WH | White | 1/0/6 | 1.300 | 9.79 EA |

Wright Prod.

Combination Door Hardware Set - A complete set containing all necessary hardware for installing a wood or metal combination door, 1" to 1-1/4" thick. Contains the model No. 333 push-button latch, model No. 1020 door closer and model No. 11 spring and chain door retainer.



| Product No. | Mfg. No. | Description | Order Mult. | Weight | Unit Cost |
|-------------|----------|-------------------------|-------------|--------|-----------|
| 239076-D | #S40 | Combo Door Hardware Set | 1/0/5 | 2.460 | 19.49 EA |

Wright Prod.

Combination Door Hardware Set - A complete set containing all necessary hardware for installing a wood or metal combination door, 1" to 1-1/4" thick. Contains the model No. C333 colonial push-button latch, model No. 1020 door closer and model No. 11 spring and chain door retainer.



| Product No. | Mfg. No. | Description | Order Mult. | Weight | Unit Cost |
|-------------|----------|-------------------------|-------------|--------|-----------|
| 239067-D | VS50BL | Combo Door Hardware Set | 1/0/5 | 2.460 | 15.99 EA |

National Mfg.

Screen And Storm Sash Hanger - Hot-rolled steel. Zinc finish. Consists of 1 pair top hooks and 1 pair bottom hangers and screws in a visual pack.

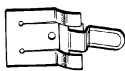


| Product No. | Mfg. No. | Description | Order Mult. | Weight | Unit Cost |
|-------------|----------|---------------------|-------------|--------|-----------|
| 207822-C | N106682 | Screen Door Hangers | 1/5/50 | .225 | 2.29 PK |

DOOR PARTS

National Mfg.

Snap Fasteners - Spring steel base, cold-rolled steel center piece. Zinc finish. Makes window removal easy. Will not damage painted surfaces. Packed 4 in a visual pack with screws.



| Product No. | Mfg. No. | Description | Order Mult. | Weight | Unit Cost |
|-------------|----------|--------------------|-------------|--------|-----------|
| 242438-C | N192179 | Zinc Snap Fastener | 1/0/5 | .150 | 2.99 PK |

National Mfg.

Half Turn Button - Formed so only contact on frame is at circular base around screw hole. Packed 4 in a visual pack with screws.



| Product No. | Mfg. No. | Description | Order Mult. | Weight | Unit Cost |
|-------------|----------|----------------------|-------------|--------|-----------|
| 223378-C | N106906 | 4pk Half Turn Button | 1/5/50 | .125 | 1.49 PK |

National Mfg.

Turn Button - Formed so the only point of contact on the window frame is at the circular base around the screw hole. The wings are raised slightly above the base and edges are curved so that in turning it will not gouge the wood. 1-3/4" zinc finish. Packed 4 in a visual pack with screws.



| Product No. | Mfg. No. | Description | Order Mult. | Weight | Unit Cost |
|-------------|----------|----------------------|-------------|--------|-----------|
| 207859-D | N106815 | 4pk Zinc Turn Button | 1/5/50 | .143 | 1.79 PK |

National Mfg.


Screen And Storm Door Set - Zinc. Designed for full-surface, half-surface, half-mortise, or offset application. Set consists of: 1 pair model No. 129 loose pin hinges, 3" x 2-1/2"; 1 each model No. 2000 zinc hook and eye, 2-1/2", model No. 200 door pull and model No. 76 spring with hooks.



| Product No. | Mfg. No. | Description | Order Mult. | Weight | Unit Cost |
|-------------|----------|-----------------------|-------------|--------|-----------|
| 218507-C | N107425 | Screen/storm Door Set | 1/5/20 | .880 | 7.79 PK |

National Mfg.

Screen Door Hinge - Button tip, loose pin, unswaged, reversible hinge. Use full-surface, half-surface, half-mortise or for offset where door and jamb are not flush. Screw holes countersunk on both sides of each leaf. Size: 3" x 2-1/2". Packed 1 pair in visual bag with 3/4" x 8 flat head screws. BakEnamel brass and zinc finishes.



| Product No. | Mfg. No. | Description | Order Mult. | Weight | Unit Cost |
|-------------|----------|------------------------|-------------|--------|-----------|
| 208279-C | N115477 | Brs Screen Door Hinge | 1/5/50 | .667 | 5.79 PK |
| 229256-C | N115519 | Zinc Screen Door Hinge | 1/5/50 | .588 | 4.79 PK |

HARDWARE

National Mfg.

Screen Door Hinge - Solid brass. Polished brass finish. Bottom-tip, loose pin for wood screen and storm doors, utility and cabinet doors. Surface mounted, no mortise or cutout required. Screw holes countersunk on both sides of each leaf. Size: 3" x 2-1/2". 1 per card.



| Product No. | Mfg. No. | Description | Order Mult. | Weight | Unit Cost |
|-------------|----------|-------------------------|-------------|--------|-----------|
| 206752-D | N220053 | Sb/pb Screen Door Hinge | 1/5/25 | .340 | 9.79 PK |

National Mfg.

Screen Door Turnbuckle - Use to brace, raise, or eliminate sagging on screen or storm doors. Threaded steel rods will not rust to aluminum turnbuckle body. Steel construction with zinc finish. Packed in visual-pac with screws.



| Product No. | Mfg. No. | Description | Order Mult. | Weight | Unit Cost |
|-------------|----------|-------------|-------------|--------|-----------|
| 207966-C | N117564 | 42" long | 1/0/5 | .319 | 4.49 PK |
| 234071-C | N117580 | 50" long | 1/0/5 | .700 | 5.79 PK |

National Mfg.

Screen Door Catch - Steel frame and spring, rubber rollers. Zinc-plated. Spring action catch designed to hold doors firmly closed. Packed 1 in a visual pack with screws.



| Product No. | Mfg. No. | Description | Order Mult. | Weight | Unit Cost |
|-------------|----------|-------------------|-------------|--------|-----------|
| 242454-C | N192773 | Screen Door Catch | 1/3/30 | .283 | 3.99 EA |

Prime Line Prod.

Plastic Screen And Storm Door Grilles - Molded plastic grille fits most swinging door applications. Helps prevent screen or glass damage. Easy-to-install. Installation screws included in poly bagged package.



| Product No. | Mfg. No. | Description | Order Mult. | Weight | Unit Cost |
|-------------|----------|-------------|-------------|--------|-----------|
| 219487-D | PL-15517 | White | 1/0/6 | .261 | 15.49 EA |
| 219479-D | PL-15515 | Gray | 1/0/6 | .261 | 15.49 EA |

HARDWARE

GRILLES

Prime Line Prod.

Door Grille - Molded of high-quality, rugged polymer plastic. Resists fading, cracking, and chipping. Suitable for use in all climates, and is maintenance free. Polymer grille is 20" in height and installs on doors 30", 32", and 36" wide. Cut to size for 30" and 32" doors with a hacksaw. Dark brown.



| Product No. | Mfg. No. | Description | Order Mult. | Weight | Unit Cost |
|-------------|----------|------------------------|-------------|--------|-----------|
| 251429-D | PL15516 | Dark Brown Door Grille | 1/0/6 | 1.917 | 15.49 EA |

Prime Line Prod.


Door Grille - 24" high. Fits doors 30", 32", and 36" wide. Manufactured of aluminum. Cut to size for 30" and 32" doors with a hacksaw.



| Product No. | Mfg. No. | Description | Order Mult. | Weight | Unit Cost |
|-------------|----------|-------------|-------------|--------|-----------|
| 209783-D | PL-15930 | Mill | 1/0/6 | 2.250 | 24.49 EA |
| 209775-D | PL15933 | White | 1/0/6 | 2.250 | 25.49 EA |
| 251437-D | PL15934 | Dark brown | 1/0/6 | 2.250 | 25.49 EA |

M-D Building Products

Door Grille - 8" high. Aluminum. Satin finish.



| Product No. | Mfg. No. | Description | Order Mult. | Weight | Unit Cost |
|-------------|----------|-------------|-------------|--------|-----------|
| 212504-D | 33167 | 32" wide | 0/0/3 | 1.173 | 24.99 EA |
| 212520-D | 33209 | 36" wide | 0/0/3 | 1.241 | 24.99 EA |

M-D Building Products

Door Grille - Extruded aluminum. 15" high. Satin (aluminum) finish.



| Product No. | Mfg. No. | Description | Order Mult. | Weight | Unit Cost |
|-------------|----------|-------------|-------------|--------|-----------|
| 212539-D | 33241 | 32" wide | 0/0/3 | 2.041 | 29.49 EA |

M-D Building Products

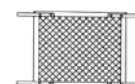
Door Grille - Expanded aluminum. Push grille. 19" high.



| Product No. | Mfg. No. | Description | Order Mult. | Weight | Unit Cost |
|-------------|----------|----------------------------|-------------|--------|-----------|
| 212555-D | 33282 | 32" wide, satin (aluminum) | 0/0/3 | 1.996 | 31.49 EA |
| 212563-D | 33340 | 36" wide, satin (aluminum) | 0/0/3 | 2.186 | 33.99 EA |
| 212571-D | 33381 | 36" wide, duratone bronze | 0/0/3 | 2.401 | 39.49 EA |

Prime Line Prod.

Patio Door Grille - 36" wide. Sturdy, extruded aluminum frame holds panel of expanded aluminum. Easily mounted on sliding screen door.



| Product No. | Mfg. No. | Description | Order Mult. | Weight | Unit Cost |
|-------------|----------|------------------------|-------------|--------|-----------|
| 212598-D | PL15935 | Mill finish (aluminum) | 0/0/3 | 3.067 | 47.49 EA |
| 251445-D | PL15937 | White finish | 0/0/3 | 3.067 | 37.49 EA |
| 212628-D | PL15938 | Bronze finish | 0/0/3 | 3.067 | 52.99 EA |

Amerock Corp.

Shenandoah Knob - 1-1/4" diameter. 15/16" high.



| Product No. | Mfg. No. | Description | Order Mult. | Weight | Unit Cost |
|-------------|----------|-------------------------------|-------------|--------|-----------|
| 237760-D | BP710-26 | Polished chromium (26) finish | 1/0/25 | .070 | 3.49 EA |
| 244732-D | BP710-3 | Polished brass (3) finish | 1/0/25 | .090 | 3.79 EA |

Amerock Corp.

Porcelain Knob - 1-1/4" diameter. 1-3/16" high.



| Product No. | Mfg. No. | Description | Order Mult. | Weight | Unit Cost |
|-------------|----------|---------------------------------|-------------|--------|-----------|
| 216216-C | BP725-OM | Oatmeal (OM) finish, 1 per pack | 1/0/25 | .150 | 3.49 EA |

KNOBS/PULLS

HARDWARE

Amerock Corp.

Earthtone Knobs - 1-3/8" diameter. 13/16" high.



| Product No. | Mfg. No. | Description | Order Mult. | Weight | Unit Cost |
|-------------|-----------|---------------------|-------------|--------|-----------|
| 207751-C | BP725A-AM | Almond (AL) finish | 1/0/25 | .150 | 3.49 EA |
| 207261-C | BP725A-CR | Crackle (CR) finish | 1/0/25 | .150 | 3.49 EA |

Amerock Corp.

Traditional Classics - Round knob.



| Product No. | Mfg. No. | Description | Order Mult. | Weight | Unit Cost |
|-------------|-----------|---|-------------|--------|-----------|
| 252549-D | BP771-WI | 1-1/4" diameter, 1-1/16" high, wrought iron (WI) finish | 1/0/25 | .192 | 4.79 EA |
| 209312-C | BP771-RBZ | 1-1/4" diameter, 1-1/16" projection, rustic bronze (RBZ) finish | 1/0/25 | .190 | 4.49 EA |

Amerock Corp.

Plastic Knob - 1-1/4" diameter. 15/16" high.



| Product No. | Mfg. No. | Description | Order Mult. | Weight | Unit Cost |
|-------------|-----------|----------------------------|-------------|--------|-----------|
| 200905-D | BP802-PW | White plastic (PW) finish | 1/0/25 | .050 | 1.49 EA |
| 244678-D | BP802-PBK | Black plastic (PBK) finish | 1/0/25 | .030 | 1.49 EA |

Amerock Corp.


Plastic Pull - 3-5/16" with 3" center.



| Product No. | Mfg. No. | Description | Order Mult. | Weight | Unit Cost |
|-------------|-----------|----------------------------|-------------|--------|-----------|
| 200875-C | BP803-PW | White plastic (PW) finish | 1/0/25 | .050 | 1.99 EA |
| 244643-C | BP803-PBK | Black plastic (PBK) finish | 1/0/25 | .040 | 1.99 EA |

Amerock Corp.

Wood Knob - Round 1-1/4" diameter. 3/4" high. 2 per package. Wood (WD) finish.



| Product No. | Mfg. No. | Description | Order Mult. | Weight | Unit Cost |
|-------------|----------|------------------|-------------|--------|-----------|
| 200859-C | BP811-WD | 1-1/4" Wood Knob | 1/0/25 | .040 | 1.29 PKG |

Amerock Corp.

Wood Knob - Round, 1" diameter. 13/16" high. 2 per package. Wood (WD) finish.



| Product No. | Mfg. No. | Description | Order Mult. | Weight | Unit Cost |
|-------------|----------|------------------|-------------|--------|-----------|
| 206495-D | BP812-WD | 1" Rnd Wood Knob | 1/0/25 | .041 | 1.29 PKG |

Amerock Corp.

Wood Knob - Round 1-1/2" diameter. 7/8" high. 2 per package. Wood (WD) finish.



| Product No. | Mfg. No. | Description | Order Mult. | Weight | Unit Cost |
|-------------|----------|----------------------|-------------|--------|-----------|
| 219891-D | BP813-WD | 1-1/2" Rnd Wood Knob | 1/0/25 | .080 | 1.49 PKG |

Amerock Corp.

Wood Knob - Round, 2" diameter. 1" high. 2 per package. Wood (WD) finish.



| Product No. | Mfg. No. | Description | Order Mult. | Weight | Unit Cost |
|-------------|----------|------------------|-------------|--------|-----------|
| 206618-C | BP814-WD | 2" Rnd Wood Knob | 1/0/25 | .099 | 1.99 PKG |

HARDWARE

HARDWARE

KNOBS/PULLS

Amerock Corp.

Legacy Polished Brass Knob And Backplate - 1-1/8" diameter backplate. 1-3/16" diameter. 1-1/2" high. Polished brass (3) finish.



| Product No. | Mfg. No. | Description | Order Mult. | Weight | Unit Cost |
|-------------|----------|--------------------------|-------------|--------|-----------|
| 207323-C | BP830C-3 | 1-1/8" Pb Knob/backplate | 1/0/10 | .220 | 8.79 SET |

Amerock Corp.

Anniversary Knob - Commemorative series. 1-3/16" diameter.



| Product No. | Mfg. No. | Description | Order Mult. | Weight | Unit Cost |
|-------------|-----------|-----------------------------|-------------|--------|-----------|
| 200840-C | BP853-O74 | Sterling brass (074) finish | 1/0/25 | .100 | 5.79 EA |
| 225681-D | BP853-G9 | Sterling nickel (G9) finish | 1/0/25 | .100 | 6.49 EA |
| 237779-D | BP853-26 | Chrome (26) finish | 1/0/25 | .100 | 5.29 EA |

Amerock Corp.

Anniversary Pull - Commemorative series. 4-1/4" with 3" center.



| Product No. | Mfg. No. | Description | Order Mult. | Weight | Unit Cost |
|-------------|-----------|-----------------------------|-------------|--------|-----------|
| 200832-C | BP854-O74 | Sterling brass (074) finish | 1/0/25 | .080 | 6.49 EA |
| 225703-D | BP854-G9 | Sterling nickel (G9) finish | 1/0/25 | .080 | 6.99 EA |

Amerock Corp.

Furniture Trim Knob - Porcelain knob. 1" diameter. 13/16" high.



| Product No. | Mfg. No. | Description | Order Mult. | Weight | Unit Cost |
|-------------|-----------|--|-------------|--------|-----------|
| 200824-C | BP856-30A | Polished brass with white porcelain (30A) finish | 1/0/25 | .060 | 3.29 EA |

Amerock Corp.

Furniture Trim Pull - Die-cast 4-15/16" with porcelain insert. 3" center.



| Product No. | Mfg. No. | Description | Order Mult. | Weight | Unit Cost |
|-------------|----------|-----------------------------|-------------|--------|-----------|
| 200808-C | BP861-3 | Polished brass (3) finish | 1/0/25 | .130 | 5.29 EA |
| 206119-C | BP861-BB | Burnished brass (BB) finish | 1/0/25 | .210 | 4.79 EA |

Amerock Corp.

Furniture Trim Knob - Die-cast with porcelain insert. 1-1/4" diameter. 7/8" high.



| Product No. | Mfg. No. | Description | Order Mult. | Weight | Unit Cost |
|-------------|----------|-----------------------------|-------------|--------|-----------|
| 200786-D | BP862-3 | Polished brass (3) finish | 1/0/25 | .090 | 3.79 EA |
| 207788-C | BP862-BB | Burnished brass (BB) finish | 1/0/25 | .100 | 3.29 EA |

Amerock Corp.

Furniture Trim Wire Pull - Steel 3-1/4" pull with 3" center.



| Product No. | Mfg. No. | Description | Order Mult. | Weight | Unit Cost |
|-------------|-----------|----------------------------------|-------------|--------|-----------|
| 207527-C | BP865-26 | Polished chrome (26) | 1/0/25 | .120 | 3.29 EA |
| 216224-D | BP865-26D | Brushed dull chrome (26D) finish | 1/0/25 | .120 | .79 EA |
| 207535-C | BP865-3 | Polished brass (3) finish | 1/0/25 | .120 | 3.29 EA |
| 205414-C | BP865-BB | Burnished brass (BB) finish | 1/0/25 | .120 | 2.99 EA |

Amerock Corp.

Knob - 1-1/4" diameter. 1-1/8" high.



| Product No. | Mfg. No. | Description | Order Mult. | Weight | Unit Cost |
|-------------|-------------|---|-------------|--------|-----------|
| 244740-E | BP1950-B | Solid brass (B) finish | 1/0/10 | .200 | 1.79 EA |
| 259845-C | BP1950H-G10 | Hollow solid brass, satin chrome finish | 1/0/25 | .072 | 3.99 EA |
| 259837-C | BP1950H-BNB | Hollow solid brass, black nickel on solid brass finish | 1/0/25 | .060 | 3.99 EA |
| 259829-C | BP1950H-26D | Hollow solid brass, brushed dull chrome on solid brass finish | 1/0/25 | .072 | 3.99 EA |

KNOB/PULLS

Amerock Corp.

Knob - 1-1/4" diameter. 15/16" high. Bright brass (B) finish.



| Product No. | Mfg. No. | Description | Order Mult. | Weight | Unit Cost |
|-------------|----------|----------------|-------------|--------|-----------|
| 226629-D | BP1956-B | 1-1/4" Bb Knob | 1/0/10 | .120 | 7.49 EA |

National Mfg.

Gallery Series Sash Lock - 600 series. This rigid, traditional, crescent-type lock is for double-hung windows. Steel. Includes screws.



| Product No. | Mfg. No. | Description | Order Mult. | Weight | Unit Cost |
|-------------|----------|------------------------------|-------------|--------|-----------|
| 215939-E | N331520 | Oil rubbed bronze, 1 per bag | 1/15/75 | .071 | 3.79 BG |
| 215966-E | N325662 | Satin nickel, 1 per bag | 1/15/60 | .024 | 3.79 BG |

Amerock Corp.

Furniture Hinge - Steel. 2" joint, 1-3/8" wide. Tight pin. Antique English (AE) finish.



| Product No. | Mfg. No. | Description | Order Mult. | Weight | Unit Cost |
|-------------|-----------|-----------------|-------------|--------|-----------|
| 208288-C | BP2355-AE | 2" Ae Pin Hinge | 1/0/25 | .118 | 4.99 PR |

Amerock Corp.

Magnetic Touch Latch - Plastic single latch.



| Product No. | Mfg. No. | Description | Order Mult. | Weight | Unit Cost |
|-------------|------------|--------------------------------------|-------------|--------|-----------|
| 244627-D | BP32301-BR | Brown (cabinet hardware) (BR) finish | 1/0/25 | .060 | 3.29 EA |
| 245380-D | BP32301-W | White (W) finish | 1/0/25 | .060 | 3.29 EA |

Amerock Corp.

Magnetic Catch - Aluminum case, 1-1/2" L. x 13/16" W. x 1/2" H., screws. Aluminum (AL) finish.



| Product No. | Mfg. No. | Description | Order Mult. | Weight | Unit Cost |
|-------------|------------|---------------------|-------------|--------|-----------|
| 245267-C | BP33772-AL | Alum Magnetic Catch | 1/0/25 | .160 | 3.49 EA |

HARDWARE

Amerock Corp.

Colonial Pull - Weathered steel pull. 5-1/6" with 3-1/4" center.



| Product No. | Mfg. No. | Description | Order Mult. | Weight | Unit Cost |
|-------------|-----------|----------------------------|-------------|--------|-----------|
| 219347-D | BP3401-AC | Antique copper (AC) finish | 1/0/25 | .070 | 1.29 EA |
| 219793-D | BP3401-CB | Colonial black (CB) finish | 1/0/25 | .070 | 1.29 EA |

Amerock Corp.

Colonial Knob - Die-cast knob, 1-1/4" diameter.



| Product No. | Mfg. No. | Description | Order Mult. | Weight | Unit Cost |
|-------------|-----------|----------------------------|-------------|--------|-----------|
| 219427-E | BP3403-AC | Antique copper (AC) finish | 1/0/25 | .059 | 1.29 EA |
| 220184-C | BP3403-CB | Colonial black (CB) finish | 1/0/25 | .058 | .99 EA |

Amerock Corp.

Colonial Hinge - Weathered steel H hinge for flush doors. 3-1/2" L. x 1-7/16" W.



| Product No. | Mfg. No. | Description | Order Mult. | Weight | Unit Cost |
|-------------|-----------|----------------------------|-------------|--------|-----------|
| 210453-C | BP3404-AC | Antique copper (AC) finish | 1/0/25 | .155 | 3.49 PR |
| 210471-C | BP3404-CB | Colonial black (CB) finish | 1/0/25 | .153 | 3.49 PR |

Amerock Corp.

Hinge - Steel. Overlay, self-closing. 2-3/4" x 1-7/8".



| Product No. | Mfg. No. | Description | Order Mult. | Weight | Unit Cost |
|-------------|-----------|----------------------|-------------|--------|-----------|
| 202983-D | BP3429-3 | Polished brass (3) | 1/0/25 | .260 | 2.29 PR |
| 238317-D | BP3429-BB | Burnished brass (BB) | 1/0/25 | .200 | 2.29 PR |

HARDWARE

HINGES

Amerock Corp.

Roller Catch - Steel. Double roller. Spring cushioned with A strike. 1-5/16" L. x 1-1/16" W. x 5/8" H. Perma bright zinc (2G) finish.



| Product No. | Mfg. No. | Description | Order Mult. | Weight | Unit Cost |
|-------------|-----------|--------------|-------------|--------|-----------|
| 221977-D | BP3472-2G | Roller Catch | 1/0/25 | .060 | .89 EA |

Amerock Corp.

Magnetic Catch - Plastic case. 2" L. x 1-1/8" x 1/2" H. Steel strike 1" L. x 3/4" W. x 1/16" H. Tan plastic (PT) finish.



| Product No. | Mfg. No. | Description | Order Mult. | Weight | Unit Cost |
|-------------|-----------|----------------|-------------|--------|-----------|
| 208983-D | BP3473-PT | Magnetic Catch | 1/0/25 | .080 | .89 EA |

Amerock Corp.

Roller Catch - Steel. Double roller. 1" L. x 15/16" W. x 1/2" H. Steel strike 1" L. x 11/16" W. x 3/8" H. Bright nickel (14) finish.



| Product No. | Mfg. No. | Description | Order Mult. | Weight | Unit Cost |
|-------------|-----------|--------------|-------------|--------|-----------|
| 221986-D | BP3474-14 | Roller Catch | 1/0/25 | .033 | .89 EA |

Amerock Corp.

Modern Hinge - Steel. Self-closing hinge. Overlay. Burnished brass (BB) finish.



| Product No. | Mfg. No. | Description | Order Mult. | Weight | Unit Cost |
|-------------|-----------|------------------|-------------|--------|-----------|
| 202843-C | BP7531-BB | Bb Overlay Hinge | 1/0/25 | .270 | 5.29 PR |

Amerock Corp.

Functional Self-Closing Hinge - Decorative hinge. 1/2" overlay. Partial wrap.



| Product No. | Mfg. No. | Description | Order Mult. | Weight | Unit Cost |
|-------------|-----------|-----------------------------|-------------|--------|-----------|
| 202665-C | BP7550-3 | Polished brass (3) finish | 1/0/25 | .240 | 5.29 PR |
| 202738-C | BP7550-BB | Burnished brass (BB) finish | 1/0/25 | .240 | 5.29 PR |

Amerock Corp.

Hinge - Steel. Wraparound self-closing hing. 3/8" inset. Burnished brass (BB) finish.



| Product No. | Mfg. No. | Description | Order Mult. | Weight | Unit Cost |
|-------------|-----------|---------------------|-------------|--------|-----------|
| 202657-C | BP7565-BB | 3/8" Bb Inset Hinge | 1/0/25 | .240 | 5.29 PR |

Amerock Corp.

Modern Hinge - Steel. Self-closing hinge. For 3/8" inset. Antique English (AE) finish.



| Product No. | Mfg. No. | Description | Order Mult. | Weight | Unit Cost |
|-------------|-----------|-------------------------|-------------|--------|-----------|
| 207624-C | BP7628-AE | 3/8" Ae Inset Mod Hinge | 1/0/25 | .260 | 4.79 PR |

Amerock Corp.

Modern Hinge - Steel. Self-closing hinge. Overlay. Antique English (AE) finish.



| Product No. | Mfg. No. | Description | Order Mult. | Weight | Unit Cost |
|-------------|-----------|----------------------|-------------|--------|-----------|
| 207632-C | BP7629-AE | Ae Overlay Mod Hinge | 1/0/25 | .250 | 4.79 PR |

HINGES

Amerock Corp.

Self-Closing Hinge - Steel. For 3/8" inset overlapping doors.



| Product No. | Mfg. No. | Description | Order Mult. | Weight | Unit Cost |
|-------------|-----------|-------------------------------|-------------|--------|-----------|
| 215984-C | BP7928-3 | Polished brass (3) finish | 1/0/25 | .260 | 4.79 PR |
| 221940-C | BP7928-26 | Polished chromium (26) finish | 1/0/25 | .265 | 4.79 PR |
| 233367-C | BP7928-AE | Antique English (AE) finish | 1/0/25 | .265 | 4.79 PR |
| 213496-C | BP7928-BB | Burnished brass (BB) finish | 1/0/25 | .260 | 4.79 PR |

Amerock Corp.

Functional Self-Closing Hinge - Decorative hinge. Face mount. Variable overlay.



| Product No. | Mfg. No. | Description | Order Mult. | Weight | Unit Cost |
|-------------|-----------|-------------------------------|-------------|--------|-----------|
| 213502-C | BP7929-3 | Polished brass (3) finish | 1/0/25 | .238 | 4.79 PR |
| 231421-C | BP7929-26 | Polished chromium (26) finish | 1/0/25 | .240 | 4.79 PR |
| 213780-C | BP7929-BB | Burnished brass (BB) finish | 1/0/25 | .237 | 4.79 PR |

National Mfg.


Magnetic Catches - Sturdy permanent magnet mounted in adjustable modern streamlined nylon case with approximately 14 lb. holding power. Packed 1 per visual pack with screws.



| Product No. | Mfg. No. | Description | Order Mult. | Weight | Unit Cost |
|-------------|----------|----------------------|-------------|--------|-----------|
| 220905-D | N149823 | White Magnetic Catch | 1/5/25 | .106 | 2.29 PK |

National Mfg.

Magnetic Catch - Reversible. Aluminum case. Magnet has approximately 13 lb. holding power. Packed 1 per visual pack with screws.

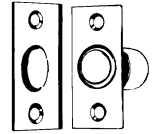


| Product No. | Mfg. No. | Description | Order Mult. | Weight | Unit Cost |
|-------------|----------|---------------------|-------------|--------|-----------|
| 220914-D | N149898 | Alum Magnetic Catch | 1/5/25 | .119 | 2.29 PK |

HARDWARE

Baldwin Hdwe.

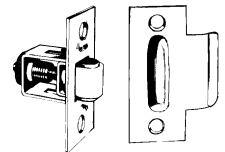
Ball Catch - Solid brass. Polished brass finish. Rolling ball action for perfect tension. Adjustable. Recommended for use on louvered, bifolding, accorian, closet and light to medium service doors when catch is fitted in the door. Strike and proper fasteners included. Face plate: 1" x 2.125". Bore: .875" x 1.25". Strike: 1.375" x 2.125". Lip to center: .875".



| Product No. | Mfg. No. | Description | Order Mult. | Weight | Unit Cost |
|-------------|----------|-------------|-------------|--------|-----------|
| 223174-D | 0426-030 | Ball Catch | 1/0/10 | .220 | 12.79 EA |

Baldwin Hdwe.

Roller Catch - Solid brass. Polished brass finish. Heavy-duty, nylon roller. Recommended for use on cabinet, closet and interior doors. Adjustable from 3 lb. to 18 lb. of heading pressure. Strike and proper fasteners included. Face plate: 1" x 2.25". Bore: 1" x 1.625". Strike: 1.125" x 2.75". Lip to center: 1.312".



| Product No. | Mfg. No. | Description | Order Mult. | Weight | Unit Cost |
|-------------|----------|--------------|-------------|--------|-----------|
| 223182-D | 0440-030 | Roller Catch | 1/0/10 | .220 | 16.79 EA |

Amerock Corp.

Magnetic Catch - Plastic case.



1-15/16" L. x 11/16" W. Strike: 1-1/8" L. x 7/8" W. x 3/4" H. Tan plastic (PT) finish.

| Product No. | Mfg. No. | Description | Order Mult. | Weight | Unit Cost |
|-------------|------------|--------------|-------------|--------|-----------|
| 216233-C | BP9765-3PT | Magnet Catch | 1/0/25 | .067 | 2.49 EA |

Amerock Corp.

Magnetic Catch - Aluminum case dual action. 2" L. x 1" W. x 5/8" H. Strike: 1-1/8" L. x 3/4" W. Aluminum (AL) finish.



| Product No. | Mfg. No. | Description | Order Mult. | Weight | Unit Cost |
|-------------|-----------|--------------|-------------|--------|-----------|
| 223779-B | BP9783-AL | Magnet Catch | 1/0/25 | .085 | 1.99 EA |

Amerock Corp.

Magnetic Catch - Heavy-duty. Woodgrain aluminum (AW) case. 2-1/32" L. x 1-1/16" W. x 13/16" H. Strike: 1" L. x 3/4" W.



| Product No. | Mfg. No. | Description | Order Mult. | Weight | Unit Cost |
|-------------|-----------|--------------|-------------|--------|-----------|
| 206379-C | BP9798-AW | Magnet Catch | 1/0/25 | .475 | 3.79 EA |

HARDWARE

HINGES

Amerock Corp.

Roller Catch - Steel. Spring cushioned roller with A and B strikes. 1-3/4" L. x 1-1/4" W. x 3/8" H. Perma brite zinc (2G) finish.



| Product No. | Mfg. No. | Description | Order Mult. | Weight | Unit Cost |
|-------------|-----------|--------------|-------------|--------|-----------|
| 208894-C | BP9823-2G | Roller Catch | 1/0/25 | .053 | 1.99 EA |

Amerock Corp.

Concealed Hinge - Frameless hinge, full overlay, 110° opening, nickel finish. Due to the highly technical nature of these concealed hinges, further information regarding concealed hinges may be obtained from the manufacturer. Pair.



| Product No. | Mfg. No. | Description | Order Mult. | Weight | Unit Cost |
|-------------|------------|-----------------|-------------|--------|-----------|
| 244821-C | BP4611-A14 | Concealed Hinge | 1/0/10 | .400 | 10.99 PR |

Amerock Corp.

Pull - Hardwood pull. 3" center. 3-1/2" L. x 1/2" W. x 1-1/8" projection.



| Product No. | Mfg. No. | Description | Order Mult. | Weight | Unit Cost |
|-------------|----------|------------------|-------------|--------|-----------|
| 217212-C | 937 | 3-1/2" Wood Pull | 1/0/25 | .044 | 2.49 EA |

Waddell

Hardwood Dowel Pin - For craft and construction projects. Packaged 25 poly bags per box.



| Product No. | Mfg. No. | Description | Order Mult. | Weight | Unit Cost |
|-------------|----------|---------------------------------------|-------------|--------|-----------|
| 203998-E | 774DI | 1/4" x 1-1/4", packed 25 in poly bag | 1/0/25 | .040 | 1.79 BG |
| 204005-E | 775DI | 5/16" x 1-1/2", packed 20 in poly bag | 1/0/25 | .060 | 1.79 BG |
| 204021-E | 776DI | 3/8" x 2", packed 15 in poly bag | 1/0/25 | .080 | 1.79 BG |
| 204048-E | 778DI | 1/2" x 2", packed 10 in poly bag | 1/0/25 | .100 | 1.79 BG |

Waddell

Hardwood Shaker Peg - For craft and construction projects. Packaged 2 shaker peg per poly bag, and 25 poly bags per box. Shaker peg is 3-3/8" L. x 7/8" diameter with 1/2" tenon.



| Product No. | Mfg. No. | Description | Order Mult. | Weight | Unit Cost |
|-------------|----------|----------------------|-------------|--------|-----------|
| 208663-E | 760DI | 3-3/8x7/8 Shaker Peg | 1/0/25 | .060 | 1.79 BG |

Waddell

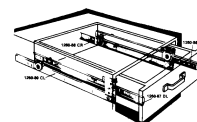
Oak Shaker Peg - For craft and construction projects. Packaged 2 shaker pegs per poly bag, and 25 poly bags per box. Shaker peg is 3-3/8" L x 7/8" diameter with 1/2" tenon.



| Product No. | Mfg. No. | Description | Order Mult. | Weight | Unit Cost |
|-------------|----------|--------------------------|-------------|--------|-----------|
| 214787-E | 760DIO | 3-3/8x7/8 Oak Shaker Peg | 1/0/25 | .060 | 1.79 BG |

Knape & Vogt

Extension Drawer Slides - 3-1/8" high with side-mounted styling. Ball bearing nylon rollers provide smooth operation, positive stop. Drawer may be removed by depressing stop lever. Requires 1/2" clearance each side. Rust-resistant, precoated cold rolled steel. Rated for 60 lb. load with 20" normal use. Includes screws and instructions. Packaged 2 per set.



| Product No. | Mfg. No. | Description | Order Mult. | Weight | Unit Cost |
|-------------|----------|-------------------|-------------|--------|-----------|
| 222137-C | 1260P-18 | Approximately 18" | 1/0/10 | 2.000 | 7.49 SET |
| 222146-C | 1260P-20 | Approximately 20" | 1/0/10 | 2.119 | 7.79 SET |
| 222155-C | 1260P-22 | Approximately 22" | 1/0/10 | 2.300 | 7.99 SET |
| 222164-C | 1260P-24 | Approximately 24" | 1/0/10 | 2.525 | 8.49 SET |

Knape & Vogt

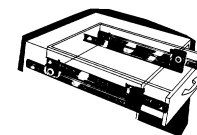
Extension Drawer Slide - Single track under drawer slide. Flanged nylon roller prevents side binding. Rated at 50 lb. load capacity with 20" size. Minimum side clearance of 1/16" (0.16cm) and minimum height of 1" (2.54cm). Mounts with staples or screws. Assembly includes model No. 1175-6 plastic mounting bracket, model No. 1175-63 steel mounting bracket, model No. 1175-64 track, model No. 1175-82 rear roller, and model No. 1175-84/85 right and left hand front roller. Screws included. Zinc-plated. Packaged 1 set per poly bag. Can be cut to exact size needed.



| Product No. | Mfg. No. | Description | Order Mult. | Weight | Unit Cost |
|-------------|----------|-----------------------|-------------|--------|-----------|
| 226507-B | 1175PZC | Approximately 18" | 1/0/10 | .617 | 4.29 SET |
| 217456-C | 1175PZC | Approximately 22-5/8" | 1/0/10 | .525 | 4.49 SET |
| 243000-C | 1175PZC | Approximately 24" | 1/0/10 | .774 | 4.79 SET |

Knape & Vogt

Extension Drawer Slides - 3" high. Side mount styling. Ball bearing nylon rollers. Positive stop lever prevents accidental drawer removal. (Drawer may be removed by depressing stop lever.) Zinc-plated cold rolled steel. Rated for 75 lb. load with 20" in normal usages. Mounts with pan head screws, included. Packaged 2 per set.



| Product No. | Mfg. No. | Description | Order Mult. | Weight | Unit Cost |
|-------------|------------|-------------------|-------------|--------|-----------|
| 242993-C | 1300PZC-16 | Approximately 16" | 1/0/10 | 1.600 | 8.79 SET |
| 209244-C | 1300PZC-18 | Approximately 18" | 1/0/10 | 1.807 | 8.79 SET |
| 209252-C | 1300PZC-20 | Approximately 20" | 1/0/10 | 1.945 | 9.29 SET |
| 209260-C | 1300PZC-22 | Approximately 22" | 1/0/10 | 2.132 | 9.49 SET |

Knape & Vogt

Drawer Slide - 1-9/32" high. Bottom or side mounting style. Solid stud acetal roller, captive in 1 channel member. Positive stop, lift-out disconnect, *stay closed design*. Almond, white epoxy-coated cold rolled steel. Rated for 100 lb. load with 20" in normal usages. Includes screws and instructions. Packaged 2 per set.



| Product No. | Mfg. No. | Description | Order Mult. | Weight | Unit Cost |
|-------------|---------------|--------------------------|-------------|--------|-----------|
| 254525-D | 1284P WH 400 | Approximately 16" white | 1/0/10 | 1.490 | 7.79 SET |
| 254533-D | 1284P WH 450 | Approximately 18" white | 1/0/10 | 1.600 | 8.29 SET |
| 254541-D | 1284P WH 500 | Approximately 20" white | 1/0/10 | 1.690 | 8.79 SET |
| 254568-D | 1284P WH 550 | Approximately 22" white | 1/0/10 | 1.760 | 8.99 SET |
| 254517-D | 1284P ALM 400 | Approximately 16" almond | 1/0/10 | 1.490 | 7.99 SET |
| 232114-D | 1284P ALM 450 | Approximately 18" almond | 1/0/10 | 1.598 | 8.29 SET |
| 232122-D | 1284P ALM 500 | Approximately 20" almond | 1/0/10 | 1.687 | 8.79 SET |
| 232130-D | 1284P ALM 550 | Approximately 22" almond | 1/0/10 | 1.763 | 8.99 SET |

DRAWER SLIDES

Knap & Vogt

Self-Close Euro Drawer Slide - For use in kitchen cabinets, commercial millwork, home office, and RTA furniture applications. Adaptable to face frame or 32mm mounting. Euro screw hole pattern for traditional of European-style cabinet construction. Self-aligning roller. Positive in-stop, positive double out-stop; 4-way adjustment slots; positive lock-open position; self-closing. Screws not included. Cream (CW) epoxy-coated finish. Rated for 75 lb. Packaged 2 per set.



| Product No. | Mfg. No. | Description | Order Mult. | Weight | Unit Cost |
|-------------|--------------|-------------------|-------------|--------|-----------|
| 254495-D | 1805H CW 400 | Approximately 16" | 1/0/20 | 1.180 | 5.99 SET |
| 250503-D | 1805H CW 450 | Approximately 18" | 1/0/20 | 1.350 | 6.29 SET |
| 250481-D | 1805H CW 500 | Approximately 20" | 1/0/20 | 1.520 | 6.79 SET |
| 250473-D | 1805H CW 550 | Approximately 22" | 1/0/20 | 1.680 | 6.99 SET |

Knap & Vogt

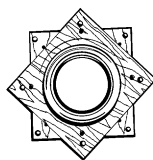
Vertical File Drawer Slide - Heavy-duty, telescopic full extension slide. For box drawer or pedestal file drawers up to 18" wide. Progressive movement on precision steel ball bearings. Lever disconnect for easy drawer removal. Requires 1/2" clearance each side. Zinc-plated cold rolled steel. Rated for 100 lb. load. Packaged 2 per set.



| Product No. | Mfg. No. | Description | Order Mult. | Weight | Unit Cost |
|-------------|----------|-------------------|-------------|--------|-----------|
| 254509-B | 8400P-16 | Approximately 16" | 1/0/10 | 2.760 | 15.49 SET |
| 202452-C | 8400P-18 | Approximately 18" | 1/0/10 | 3.105 | 18.99 SET |
| 202460-C | 8400P-20 | Approximately 20" | 1/0/10 | 3.452 | 19.79 SET |
| 202479-C | 8400P-22 | Approximately 22" | 1/0/10 | 3.800 | 21.49 SET |

Faultless Caster

Lazy Susan - 1-unit construction. No separate parts, preassembled so there is no contact under load except through the rolling balls. Center opening allows for center post and ease of centering the unit. Attaches easily to second surface even though hidden after it is fastened to first surface. Only 5/16" thick adds a minimum of height to item. (Can be recessed into surfaces, reducing space to 1/8"). Triangle's large ball race designed for maximum stability. Bearing is interlocked. No rivet to work loose or bind.



| Product No. | Mfg. No. | Description | Order Mult. | Weight | Unit Cost |
|-------------|----------|-----------------------------|-------------|--------|-----------|
| 212458-D | 27646 | 3", 100 lb. weight rating | 1/0/10 | .211 | 2.29 EA |
| 212466-D | 27647 | 4", 200 lb. weight rating | 1/0/10 | .321 | 2.79 EA |
| 212474-D | 27648 | 6", 500 lb. weight rating | 1/0/10 | .573 | 3.79 EA |
| 212482-D | 27649 | 12", 1000 lb. weight rating | 1/0/10 | .849 | 8.29 EA |

United States Hdwe.

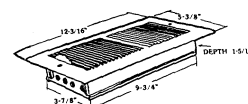
4" x 8" Deluxe Register - For floor to distribute heat. Mar-resistant baked enamel finish with damper. Manufactured from steel. Color is brown enamel. 1 register per bag.



| Product No. | Mfg. No. | Description | Order Mult. | Weight | Unit Cost |
|-------------|----------|--------------|-------------|--------|-----------|
| 220965-D | V-0561B | Brown enamel | 1/10/20 | 1.277 | 8.99 EA |
| 250996-D | V-0561WB | White enamel | 1/10/20 | 2.434 | 8.99 EA |

United States Hdwe.

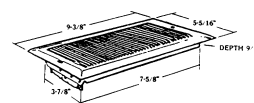
4" x 10" Deluxe Register - For floor to distribute heat. Mar-resistant baked enamel finish with damper. Manufactured from steel. Color is brown enamel. 1 register per bag.



| Product No. | Mfg. No. | Description | Order Mult. | Weight | Unit Cost |
|-------------|----------|--------------|-------------|--------|-----------|
| 220973-D | V-0571B | Brown enamel | 1/10/20 | 1.472 | 8.99 EA |
| 251038-D | V-0571WB | White enamel | 1/10/20 | 1.470 | 9.29 EA |

United States Hdwe.

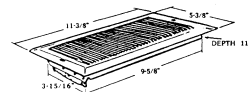
4" x 8" Register - For floor to distribute heat. Mar-resistant baked enamel finish with damper. Manufactured from steel. Color is brown enamel. 1 register per bag.



| Product No. | Mfg. No. | Description | Order Mult. | Weight | Unit Cost |
|-------------|----------|--------------|-------------|--------|-----------|
| 220981-D | V-102B | Brown enamel | 1/12/24 | .971 | 8.99 EA |
| 251046-D | V-102WB | White enamel | 1/12/24 | 1.942 | 8.99 EA |

United States Hdwe.

4" x 10" Register - For floor to distribute heat. Mar-resistant baked enamel finish with damper. Manufactured from steel. Color is brown enamel. 1 register per bag.



| Product No. | Mfg. No. | Description | Order Mult. | Weight | Unit Cost |
|-------------|----------|--------------|-------------|--------|-----------|
| 221007-D | V-103B | Brown enamel | 1/12/24 | 1.162 | 8.99 EA |
| 251054-D | V-103WB | White enamel | 1/12/24 | 1.162 | 9.29 EA |

Solar Group

Deluxe No. T1 Rural Mailbox - Reinforced rib design with embossed side and door panels for name and number. Manufactured from hot-dipped galvanized steel. Finished with a baked-on polyester enamel and clear polyester coating. Individually packaged in appealing carton. Exceeds U.S. Post Office specifications. Dimensions: 19" L. x 6-3/4" W. x 8-3/4" H. Gray.



| Product No. | Mfg. No. | Description | Order Mult. | Weight | Unit Cost |
|-------------|----------|-----------------|-------------|--------|-----------|
| 205780-C | ST10 | Gray T1 Mailbox | 0/0/1 | 5.000 | 8.79 EA |

Steel City Corp

Rural Mailbox - Black. Standard size (#1). Made of ribbed galvanized steel. Individually boxed. Meets all U.S. Post Office specifications. Embossed smooth area for name or number on door. Dimensions: 18-3/4" L. x 8-3/4" H. x 6-1/4" W.



| Product No. | Mfg. No. | Description | Order Mult. | Weight | Unit Cost |
|-------------|----------|----------------------|-------------|--------|-----------|
| 206431-B | 1-C | Blk Steel T1 Mailbox | 1/0/70 | 5.000 | 9.49 EA |

HARDWARE

MAILBOX

Steel City Corp


Drive N Mount Mounting Post - 2-1/2" square 16-gauge steel tubing post with adjustable 1-1/2" square steel tubing arm. Mounting bracket can be adjusted to fit all U.S. rural mailboxes. Bottom of post pointed for easy driving into ground. Black finish. Post assembles to 5' (2-pieces).



| Product No. | Mfg. No. | Description | Order Mult. | Weight | Unit Cost |
|-------------|----------|------------------------|-------------|--------|-----------|
| 239307-C | DM-1 | Drive-in-mounting Post | 0/0/1 | 17.000 | 35.49 EA |

Solar Group

Deluxe No. T1 Rural Mailbox - Reinforced rib design with embossed side and door panels for name and number. Manufactured from solid aluminum. Individually packaged in eye appealing full-color carton. Exceeds U.S. Post Office specifications. Dimensions: 19" L. x 6-3/4" W. x 8-3/4" H.



| Product No. | Mfg. No. | Description | Order Mult. | Weight | Unit Cost |
|-------------|----------|---------------------|-------------|--------|-----------|
| 205833-D | ALM11000 | Aluminum T1 Mailbox | 0/0/1 | 2.420 | 21.49 EA |

Solar Group

Deluxe No. T3 Rural Mailbox - Reinforced rib design with embossed side and door panels for name and number. Manufactured from hot-dipped galvanized steel. Finished with a baked-on polyester enamel and clear polyester coating. Individually packaged in eye appealing full-color carton. Exceeds U.S. Post Office specifications. Dimensions: 15" H. x 11-1/2" W. x 23-1/2" D.



| Product No. | Mfg. No. | Description | Order Mult. | Weight | Unit Cost |
|-------------|----------|-------------|-------------|--------|-----------|
| 206440-D | ST20 | Gray | 0/0/1 | 13.000 | 39.99 EA |
| 235597-D | ST20B | Black | 0/0/1 | 18.000 | 39.99 EA |

Flambeau Prod.

No. 1 Poly Mailbox - Molded in 1-piece from top grade copolymer materials with interior strut construction. Fully assembled. Individually packaged in self-selling cartons. Approved by the Postmaster General. Dimensions: 19" L. x 6-3/4" W. x 9-7/8" H.



| Product No. | Mfg. No. | Description | Order Mult. | Weight | Unit Cost |
|-------------|-----------|-------------|-------------|--------|-----------|
| 221937-D | T-R4501BL | Black | 0/0/1 | 4.500 | 10.79 EA |
| 226122-D | T-R4503WT | White | 0/0/1 | 4.500 | 10.79 EA |
| 259306-D | TR4505GR | Green | 0/0/1 | 3.000 | 10.79 EA |

Solar Group

Curbside Mailsafe - Lockable mailbox. Full service for incoming and outgoing mail. Extra wide mail slot meets and exceeds Postal Regulations. Slide-out mail signal, alerts mail carrier of outgoing mail. Concealed locking access door for easy mail retrieval. Outgoing mail clip for easy access to outgoing mail. Black. Made of plastic and metal. 9-1/2" H. x 13" W. x 23-1/2" D.



| Product No. | Mfg. No. | Description | Order Mult. | Weight | Unit Cost |
|-------------|----------|------------------------|-------------|--------|-----------|
| 204285-B | RSKB000 | Lockable Rural Mailbox | 0/0/1 | 15.000 | 89.99 EA |

Step 2

Mailmaster® Trimline™ Plus Mailbox - All-in-1 mailbox, newspaper compartment, and post. Weather-resistant heavy-duty poly construction. Rear door access to avoid street and moving vehicles. Sturdy double-wall design is vandal-resistant. Mounts on existing or new 4x4 post (not included). Fully assembled. Dimensions: 23.5" L. x 9.25" W. x 50.25" H. 15.5 lb.



| Product No. | Mfg. No. | Description | Order Mult. | Weight | Unit Cost |
|-------------|----------|--------------------|-------------|--------|-----------|
| 242810-A | 5330 | Spruce green | 0/0/1 | 15.500 | 54.99 EA |
| 201308-A | 5320 | Stone gray (taupe) | 0/0/1 | 15.500 | 54.99 EA |
| 250570-A | 5340 | Black | 0/0/1 | 15.500 | 54.99 EA |

Solar Group

Standard Cedar Post - Traditional double-notch joint. Extra tall, longer crossarm accommodates larger mailboxes and post planter. Mailbox post components are securely attached with staples. Assembly instructions and hardware included. Post measures 74" with 19-1/2" shelf for mailbox.



| Product No. | Mfg. No. | Description | Order Mult. | Weight | Unit Cost |
|-------------|----------|---------------------|-------------|--------|-----------|
| 217441-D | CC-5R | Standard Cedar Post | 1/4/24 | 30.000 | 43.99 EA |

Fulton

Mailbox - Security hasp, black satin finish. Magazine rack included. 5-1/2" W. x 10-1/2" H. x 2" D. Made of quality steel.



| Product No. | Mfg. No. | Description | Order Mult. | Weight | Unit Cost |
|-------------|----------|------------------------|-------------|--------|-----------|
| 238326-D | 15W | Black Vertical Mailbox | 1/0/10 | 1.300 | 10.99 EA |

AF 1250 SERIES VERTICAL MAILBOXES

Auth-Florence 1250 Series Vertical Mailboxes are USPS 4B+ APPROVED and designed for use in small, multi-family apartment buildings. They are constructed of durable, heavy-gauge extruded aluminum. Doors and trim are striated to resist scratching. Mailboxes feature a full mounting frame that ensures complete enclosure of mail compartments. 1250 Series mailboxes are available in configurations from three to seven compartments.



Model 1250-5HA w/ Clear Anodize and Recess Mount shown above

Features:

Door Dim. - 5 1/2" W x 15" H

Locks - 5-Pin Cylinder Locks w/ two (2) Keys

Specify:

1. Installation -
 - ❑ Recessed (6 3/4" Wall Depth)
 - ❑ Surface Applied - Requires - SM-125 Collar
2. Finish -
 - ❑ Clear Anodize
 - ❑ Gold Anodize

Important Notice:

Mailboxes designed to USPS 4B+ Standards may only be used for replacement of existing mailboxes after October 5, 2006. For NEW construction mailbox needs, see the new Auth-Florence 4C Horizontal mailbox systems.

PRICING:

1250 Series Verticals – Specify Clear or Gold Finish

| | |
|----------|--------------|
| 1250-3HA | \$95.51 ea. |
| 1250-4HA | \$124.90 ea. |
| 1250-5HA | \$143.27 ea. |
| 1250-6HA | \$156.91 ea. |
| 1250-7HA | \$179.65 ea. |

1250 Series SM125 Collars – For Surface Mount Applications

| | |
|---------|-----------|
| SM125-3 | 19.24 ea. |
| SM125-4 | 25.19 ea. |
| SM125-5 | 31.49 ea. |
| SM125-6 | 36.74 ea. |
| SM125-7 | 44.08 ea. |

AF 1400 SERIES HORIZONTAL MAILBOX



Model 1400-75 Front Load w/ Clear Anodize and 34 usable compartments

Auth-Florence 1400 and 1500 Series Horizontal Mailboxes are USPS 4B+ Approved and designed for use in larger multi-family apartment buildings, dormitories, office high-rises, etc. They are constructed of heavy-gauge aluminum. Front-loading boxes require one compartment to be a master door for Postal Service use. Rear-loading boxes require a rear cover. All horizontal mailboxes are recess-mounted.

Features:

- ❑ Door Dim.- 6" W x 5" H
- ❑ Locks - 5-Pin Cylinder Locks w/ two (2) Keys
- ❑ Clear plastic window number slots
- ❑ 15½" deep compartments

Specify:

1. Installation -

- ❑ Recess Mounted
- ❑ Rear Cover Included on Rear-Loading boxes
- ❑ Snap-On Trim (*Optional Add \$1.00 per compartment)
- ❑ Front-Load Cabinets lose one compartment to USPS Master Door

2. Finish -

- ❑ Clear Anodize
- ❑ Powder Coat Metallic Gold
- ❑ Powder Coat Bronze

Important Notice: Mailboxes designed to USPS 4B+ Standards may only be used for replacement of existing mailboxes after October 5, 2006. For NEW construction mailbox needs, see Auth-Florence 4C Horizontal mailbox systems.

PRICING (per Cabinet/front loading models):

| | |
|--|----------|
| 1400-53HSA (5 high/3 wide = 14 tenant doors) | \$398.72 |
| 1400-54HSA (5 high/4 wide = 19 tenant doors) | \$525.49 |
| 1400-55HSA (5 high/5 wide = 24 tenant doors) | \$652.26 |
| 1400-63HSA (6 high/3 wide = 17 tenant doors) | \$474.78 |
| 1400-64HSA (6 high/4 wide = 23 tenant doors) | \$626.91 |
| 1400-73HSA (7 high/3 wide = 20 tenant doors) | \$550.85 |
| 1400-74HSA (7 high/4 wide = 27 tenant doors) | \$709.92 |
| 1400-75HSA (7 high/5 wide = 24 tenant doors) | \$905.80 |
| *Trim per door | \$ 1.00 |

NOTE: Custom configured mailboxes available. Powder coat finishes also available – add 15%. Call for options.

Auth-Florence 4C Horizontal Mailbox Systems



Auth-Florence new 4C Horizontal Mailbox Systems are designed to meet or exceed new USPS 4C standards for security and performance. Auth-Florence 4C models are available in Suites that provide the ability to easily mix-and-match various modules to easily and efficiently complete an attractive yet exceptionally secure wall-mounted mailbox system.

USPS STD-4C mailboxes are required on any NEW construction on or after October 5, 2006.

Features:

- ❑ Rugged, corrosion resistant weatherproof powdercoat finish resists scratching and vandalism.
- ❑ For indoor and outdoor applications.
- ❑ Constructed of heavy gauge aluminum and 300 series stainless steel components for superior strength, corrosion resistance and exceptional durability
- ❑ Unique double-locking parcel mechanism design (patent pending) for added mail package security
- ❑ New USPS-1172 910A lock with three (3) keys
- ❑ Exclusive Auth-Florence multi-unit connector kit hardware (patent pending) included with every mailbox module for convenience and ease of installation

Specify:

1. Powdercoat Paint Finish

- Blonde Gold*
- Silver Speck
- Black
- White
- Sandstone
- Bright Gold*
- Postal Grey
- Dark Bronze
- Forest Green

2. Identification

- Number Decals
- Engraved

*Note: All powdercoat paint colors (except Blonde & Bright Gold) are weather resistant and may be used for indoor or outdoor installations.

Pricing: (double column=30 5/16" wide, single column=17 1/2" wide)

| | | |
|----------|---|------------|
| 4CAT8-19 | (39" high/double column/19 tenant doors) | \$1,099.56 |
| 4CAT2-15 | (39" high/double column/15 tenant/1-15" parcel door) | \$1,149.54 |
| 4CAT1-4 | (39" high/single column/4 tenant/1-15" parcel door) | \$ 584.77 |
| 4CAT6-9 | (39" high/single column/9 tenant doors) | \$ 609.76 |
| 4CAT10 | (39" high/single column/1-15" & 1-18" parcel door) | \$ 549.78 |
| 4CBT8-7 | (18" high/double column/7 tenant doors) | \$ 724.71 |
| 4CBT8-3 | (18" high/double column/3 tenant/1-18" parcel door) | \$ 699.72 |
| 4CBT6-3 | (18" high/single column/3 tenant doors) | \$ 449.82 |
| 4CBT10 | (18" high/single column/1-18" parcel door) | \$ 349.86 |
| 4CCT2-16 | (51 1/4" high/double column/16 tenant doors) | \$1,374.45 |
| 4CCT1-7 | (51 1/4" high/single column/7 tenant/1-18" parcel door) | \$ 774.69 |
| 4CCT10 | (51 1/4" high/single column/1-15" & 1-18" parcel door) | \$ 724.71 |

(More 4C models available – call for options and pricing)

AUTH-FLORENCE CLUSTER BOX UNITS



Model 1570 Type I



Model 1570 Type II



Model 1570 Type III



Model 1570 Type IV

Auth-Florence 1570 "F" Series CBUs are USPS APPROVED. These Cluster Boxes offer superior durability and a high level of security in an easy-to-use, attractive freestanding unit. They are designed for use throughout the U.S. in all weather conditions. Available in four sizes, each CBU has a parcel locker equipped with a USPS 910A lock and an outgoing- mail slot. Mail carriers can gain easy access to all mail slots through master door gates hinged on the outer corners of the cluster box. The Auth-Florence 1570 design was selected by the USPS as the standard for all new "F-specification" cluster boxes.

Features:

- ✓.100" thick welded aluminum protective outer cabinet
- ✓.125"-.250" thick aluminum doors
- ✓Tough, scratch- and corrosion-resistant powder coat finish
- ✓Stainless steel hardware and hinges
- ✓5-pin cam locks, with spring loaded cover
- ✓Quick-release door-lock latch
- ✓Number decals standard (engraving optional)

PRICING:

ALL UNITS TO OVERALL SIZE
28 ½"W x 62"H x 17 ½"D

| | | |
|-----------|--|------------|
| 1570-8AF | Type I (8 tenant doors, 2 parcel lockers) | \$1,173.97 |
| 1570-12AF | Type II (12 tenant doors, 1 parcel locker) | \$1,166.55 |
| 1570-16AF | Type III (16 tenant doors, 2 parcel lockers) | \$1,245.03 |
| 1570-13AF | Type IV (13 business boxes, 1 parcel locker) | \$1,210.03 |

AUTH-FLORENCE POSTAL ACCESSORIES



Model 690



Model 689



Model 686

Auth Chimes, a division of Auth-Florence, offers a wide selection of low-cost chimes for residential, commercial and municipal applications. Auth is the only chime manufacturer to offer fire-rated viewers on some of its chime models.

| | |
|-----------|-------------|
| Model 690 | \$21.16 ea. |
| Model 689 | \$27.56 ea. |
| Model 686 | \$20.88 ea. |



Model KK

Key Keepers allow the front door of a building to be locked, and the key to the door stored safely in the key keeper. The key keeper is locked with a postal or private master lock.

Model KK \$22.74 ea.



Model D300

D300 directories are surface mounted and can be used independently or with mailboxes. They include a clear plastic window, metal back plate, and blank ruled name cards.


19 1/8" H x 13 5/8" W
Model D300-2 \$53.44 ea.



Model 130

Model 130 Vertical Collection Boxes for installations serviced by the USPS and those with private mail collection.

Surface Mount
23 5/8" H x 15 3/16" W
Model 130SMS \$163.73 ea.



Model LD12

Letter Drop with spring-hinged front door for door or wall installation, extruded aluminum construction, rough opening 5"H x 12-5/8"W, frame size 6-5/16" H x 14-1/16"W x 3/4"D, Door size 4"H x 11-3/4"W, engraved "U.S. Mail" standard and anodized aluminum finish.

Model LD12 \$76.18 ea.



Model CC11RL

CC11RL Book Depository made from 1/4" thick extruded aluminum construction. Rough opening 11-1/4"H x 16-1/2" W Frame size 14"H x 19"W Hopper door size 8"H x 15"W Anodized aluminum finish. Engraved "Book Depository"

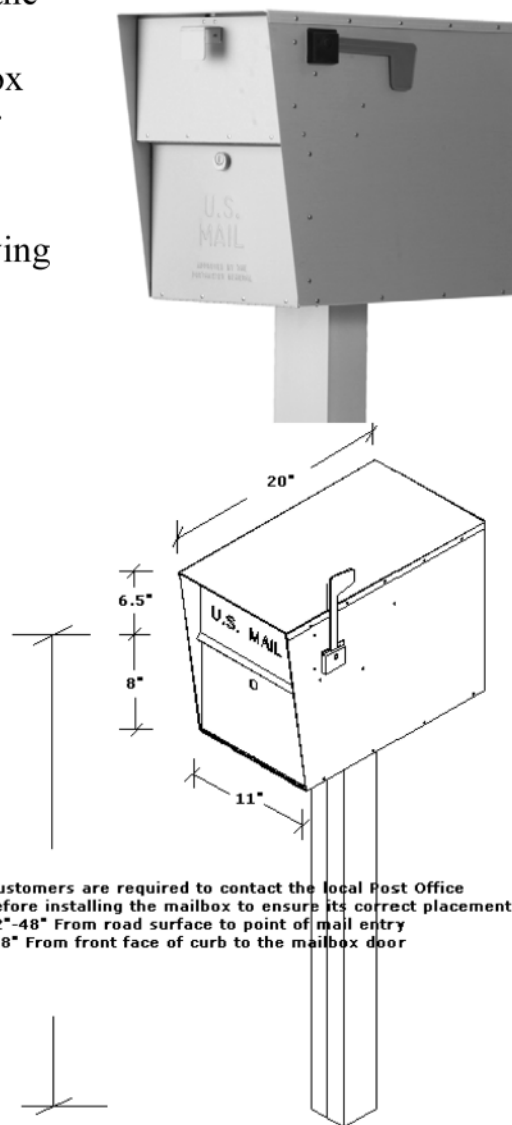
CC11RL \$356.27 ea.

AF MB2000

Private Locking Mailbox

Secure your incoming mail **and parcels** with the state-of-the-art MB2000 from Auth-Florence Manufacturing. The MB2000 Lockable Mailbox was designed for the individual or SOHO user desiring a mailbox with increased security, expanded storage capabilities and durable construction. The MB2000 provides the following standard features:

- ☞ Multiple Installation Options –
Curbside / Post / Wall
- ☞ *All Aluminum* Construction assures
RUST-FREE Performance
- ☞ Outgoing Mail Slot
- ☞ Meets USPS Standard 7
- ☞ Accepts Envelopes up to 10"x1.75"x12"
- ☞ Provides easy and secure access for owner via:
 - Large Storage Capacity
 - Standard 5-Pin Cylinder Lock
- ☞ Optional Read-Fit Aluminum Post (MB2001) for Curbside Mounting



PRICING:

| | | |
|---------------|---|-----------------|
| MB2000 | - | \$158.95 |
| MB2001 | - | \$ 65.77 |

MAILBOX

Fulton

Mailbox - Satin finish. Box made of textured metal. Self-locking hinge. Preassembled matching magazine rack included.



| Product No. | Mfg. No. | Description | Order Mult. | Weight | Unit Cost |
|-------------|----------|-----------------------------------|-------------|--------|-----------|
| 238353-D | 3235 | Black, 15" W. x 6-1/4" H. x 3" D. | 1/0/5 | 3.200 | 17.99 EA |
| 202770-D | 3275 | White, 15" W. x 6-1/4" H. x 3" D. | 1/0/5 | 3.200 | 17.99 EA |

Fulton

Mailbox - Painted textured steel. Preassembled matching magazine rack included.



| Product No. | Mfg. No. | Description | Order Mult. | Weight | Unit Cost |
|-------------|----------|-----------------------------------|-------------|--------|-----------|
| 238362-D | 3277 | Black, 8-1/2" W. x 10" H. x 3" D. | 1/0/5 | 3.000 | 17.99 EA |

Fulton

Lockable Mailbox - Black satin finish. Brass plated medallion. Key locking security lock. Preassembled matching magazine rack included. 15" W. x 6-1/4" H. x 3" D.



| Product No. | Mfg. No. | Description | Order Mult. | Weight | Unit Cost |
|-------------|----------|-----------------|-------------|--------|-----------|
| 202789-D | 3495-L | Locking Mailbox | 1/0/5 | 3.600 | 16.99 EA |

Solar Group

Lockable Security Mailbox - Extra large Mailsafe™ mailbox. Heavy-duty construction. Durable aluminum mail slot for incoming and outgoing mail. Easy-Up™ flag assembles in minutes. Heavy-duty access door protects mail. 2 camlock keys. Can be mounted at house or curb. Includes bracket for post mounting at the curb. Rustproof. Color: Black. Dimensions: 12-1/2" H. x 15-1/4" W. x 7-13/16" D.



| Product No. | Mfg. No. | Description | Order Mult. | Weight | Unit Cost |
|-------------|----------|------------------------|-------------|--------|-----------|
| 212253-B | MSK | Black Security Mailbox | 1/0/2 | 12.500 | 92.99 EA |

HARDWARE

Solar Group

Heavy-Duty Round Mailbox Post - With decorative scroll. Fits all rural-style mailboxes. Flattened sides at the bottom prevents turning. Includes all mounting hardware. Baked-on black enamel on galvanized steel. Individually cartoned.



| Product No. | Mfg. No. | Description | Order Mult. | Weight | Unit Cost |
|-------------|----------|---------------------|-------------|--------|-----------|
| 205931-D | PBK | Round Post W/scroll | 0/0/1 | 5.000 | 19.49 EA |

Hy-Ko Prod.

Reflective Letters And Numbers - 1-1/4" figure on a 2" reflecting panel. Long-lasting, weather-resistant self-adhesive. Black characters on white reflective background.



| Product No. | Mfg. No. | Description | Order Mult. | Weight | Unit Cost |
|-------------|-----------------|----------------------|-------------|--------|-----------|
| 215716-F | RV15-A | 1" Reflect Letter A | 0/0/10 | .001 | .49 EA |
| 215708-F | RV15-B | 1" Reflect Letter B | 0/0/10 | .001 | .49 EA |
| 215694-F | RV15-C | 1" Reflect Letter C | 0/0/10 | .001 | .49 EA |
| 215686-F | RV15-D | 1" Reflect Letter D | 0/0/10 | .001 | .49 EA |
| 215678-F | RV15-E | 1" Reflect Letter E | 0/0/10 | .001 | .49 EA |
| 215651-F | RV15-F | 1" Reflect Letter F | 0/0/10 | .001 | .49 EA |
| 215643-F | RV15-G | 1" Reflect Letter G | 0/0/10 | .001 | .49 EA |
| 215627-F | RV15-H | 1" Reflect Letter H | 0/0/10 | .001 | .49 EA |
| 215619-F | RV15-I | 1" Reflect Letter I | 0/0/10 | .001 | .49 EA |
| 215600-F | RV15-J | 1" Reflect Letter J | 0/0/10 | .001 | .49 EA |
| 215597-F | RV15-K | 1" Reflect Letter K | 0/0/10 | .001 | .49 EA |
| 215589-F | RV15-L | 1" Reflect Letter L | 0/0/10 | .001 | .49 EA |
| 215570-F | RV15-M | 1" Reflect Letter M | 0/0/10 | .001 | .49 EA |
| 215562-F | RV15-N | 1" Reflect Letter N | 0/0/10 | .001 | .49 EA |
| 215538-F | RV15-P | 1" Reflect Letter P | 0/0/10 | .001 | .49 EA |
| 215511-F | RV15-Q | 1" Reflect Letter Q | 0/0/10 | .001 | .49 EA |
| 215503-F | RV15-R | 1" Reflect Letter R | 0/0/10 | .001 | .49 EA |
| 215481-F | RV15-S | 1" Reflect Letter S | 0/0/10 | .001 | .49 EA |
| 215473-F | RV15-T | 1" Reflect Letter T | 0/0/10 | .001 | .49 EA |
| 215465-F | RV15-U | 1" Reflect Letter U | 0/0/10 | .001 | .49 EA |
| 215457-F | RV15-V | 1" Reflect Letter V | 0/0/10 | .001 | .49 EA |
| 215422-F | RV15-W | 1" Reflect Letter W | 0/0/10 | .001 | .49 EA |
| 215414-F | RV15-X | 1" Reflect Letter X | 0/0/10 | .001 | .49 EA |
| 215406-F | RV15-Y | 1" Reflect Letter Y | 0/0/10 | .001 | .49 EA |
| 215333-F | RV15-Z | 1" Reflect Letter Z | 0/0/10 | .001 | .49 EA |
| 215848-F | RV15-0 | 1" Reflect Number 0 | 0/0/10 | .001 | .49 EA |
| 215821-F | RV15-1 | 1" Reflect Number 1 | 0/0/10 | .001 | .49 EA |
| 215805-F | RV15-2 | 1" Reflect Number 2 | 0/0/10 | .001 | .49 EA |
| 215791-F | RV15-3 | 1" Reflect Number 3 | 0/0/10 | .001 | .49 EA |
| 215783-F | RV15-4 | 1" Reflect Number 4 | 0/0/10 | .001 | .49 EA |
| 215775-F | RV15-5 | 1" Reflect Number 5 | 0/0/10 | .001 | .49 EA |
| 215767-F | RV15-6 | 1" Reflect Number 6 | 0/0/10 | .001 | .49 EA |
| 215759-F | RV15-7 | 1" Reflect Number 7 | 0/0/10 | .001 | .49 EA |
| 215740-F | RV15-8 | 1" Reflect Number 8 | 0/0/10 | .001 | .49 EA |
| 215732-F | RV15-9 | 1" Reflect Number 9 | 0/0/10 | .001 | .49 EA |
| 215392-F | RV15-AMPER-SAND | 1" Reflect Ampersand | 0/0/10 | .001 | .49 EA |
| 215384-F | RV15-HYPHEN | 1" Reflect Hyphen | 0/0/10 | .001 | .49 EA |
| 215376-F | RV15-PERIOD | 1" Reflect Period | 0/0/10 | .001 | .49 EA |
| 215368-F | RV15-BLANK | 1" Reflect Blank | 0/0/10 | .001 | .49 EA |



Commercial & Industrial Sign Center

15" x 19" Heavy-Duty Plastic Parking Signs

■ Commercial-grade plastic ■ Individually packaged

SIZE: 15" x 19" PACK: 1 EACH WEIGHT: .13 LBS. COLOR: MULTIPLE



700 245933



701 245917



702 245925

Heavy-Duty Aluminum Highway Signs

■ Individually packaged in polybags ■ Pre-punched mounting holes



HW-1 224685



HW-4 224693



HW-6 224707



HW-7 224707



HW-9 224715



HW-10 224715



HW-11 224715



HW-13 224723



HW-21 224731



HW-23 224731



HW-24 224731



HW-26 224731



HW-27 224731



HW-29 224731



HW-30 224731



HW-32 246107



HW-34 224731



HW-35 (BLANK) 224731



HW-37 224731



HW-38 224731



HW-39 224731



HW-42 224731



HW-43 224731



HW-44 224731



HW-45 224731



HW-47 224731



HW-49 224731



HW-22
SIZE: 12" X 12"
WEIGHT: .40 LBS.

SIZE: 12" X 18" RECTANGLE EXCEPT WHERE NOTED

PACK: 1 EACH

WEIGHT: .85 LBS. EXCEPT WHERE NOTED

COLOR: MULTIPLE

5" Reflective Hi-Visibility House Numbers



SIZE: 5 1/4" WHITE NUMBER ON 6" GREEN PLATE CARD SIZE: 3 7/8" X 7 1/2"
PACK: 5 EACH WEIGHT: .15 LBS.

| Hy-Ko Part No. | Description |
|----------------|---------------------------|
| 920 | 5" Reflective House No. 0 |
| 921 | 5" Reflective House No. 1 |
| 922 | 5" Reflective House No. 2 |
| 923 | 5" Reflective House No. 3 |
| 924 | 5" Reflective House No. 4 |
| 925 | 5" Reflective House No. 5 |
| 926 | 5" Reflective House No. 6 |
| 927 | 5" Reflective House No. 7 |
| 928 | 5" Reflective House No. 8 |
| 929 | 5" Reflective House No. 9 |














911 252166

6" x 18" Reflective Address Plate

SIZE: 6" X 18" (PLATE)
PACK: 5 EACH
WEIGHT: .70 LBS.
COLOR: GREEN REFLECTIVE PLATE WITH SILVER REFLECTIVE NUMBERS

10" x 14" Heavy-Duty Polyethylene OSHA Signs

■ Durable ■ Weather-resistant ■ Use in industrial workplace settings ■ Choose between these wordings: "DANGER", "WARNING", "CAUTION", "SAFETY FIRST" and "NOTICE"

| | | | | | | |
|---|--|--|--|---|--|--|
|  501 244473 |  507 244481 |  508 244503 |  509 |  512 245852 |  514 |  515 245860 |
|  517 |  520 244511 |  523 244538 |  525 |  528 |  529 |  530 |
|  540 245879 |  541 |  542 |  543 |  550 |  554 |  557 245887 |
|  559 |  562 244546 |  570 245895 |  571 |  572 |  573 |  580 245909 |

SIZE: 10" x 14" PACK: 5 EACH WEIGHT: 1.32 LBS. COLOR: DANGER (RED & BLACK); CAUTION (YELLOW & BLACK); NOTICE (BLUE & WHITE); SAFETY (GREEN & WHITE); WARNING (ORANGE & BLACK)

Heavy-Duty Aluminum Highway Signs



HW-31 224758
SIZE: 18" X 18" OCTAGON
PACK: 1 EACH
WEIGHT: 1.1 LBS.
COLOR: RED & WHITE



HW-65
SIZE: 24" X 24" OCTAGON
PACK: 1 EACH
WEIGHT: 2.82 LBS.
COLOR: RED & WHITE

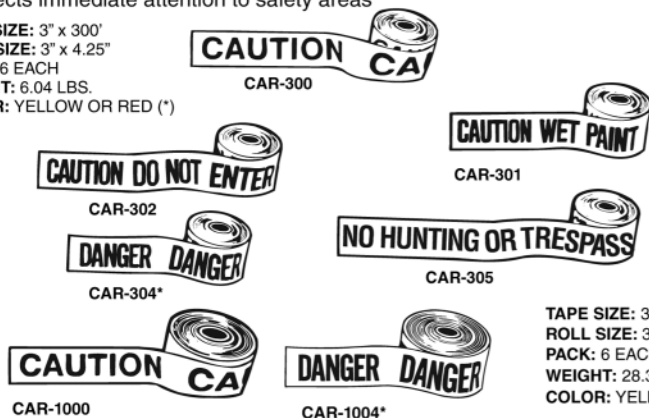


HW-62
SIZE: 16" X 16" DIAMOND
PACK: 1 EACH
WEIGHT: 1.01 LBS.
COLOR: YELLOW & BLACK

Poly Safety Tape Rolls

- Brightly visible ■ Inexpensive ■ Reusable ■ Residential/Commercial use
- Directs immediate attention to safety areas

TAPE SIZE: 3" x 300'
ROLL SIZE: 3" x 4.25"
PACK: 6 EACH
WEIGHT: 6.04 LBS.
COLOR: YELLOW OR RED (*)



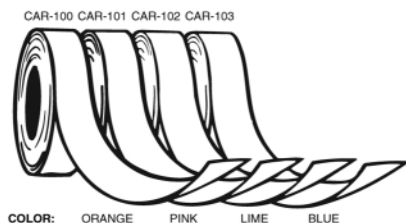
TAPE SIZE: 3" x 1000'
ROLL SIZE: 3" x 7.50"
PACK: 6 EACH
WEIGHT: 28.32 LBS.
COLOR: YELLOW OR RED (*)

Vinyl Flagging/Surveying Tape Rolls

- Weather-resistant, durable vinyl ■ Used by utility companies, service departments, police departments, construction crews, etc.

BULK TAPES-FLUORESCENT

TAPE SIZE: 1.19" x 150'
ROLL SIZE: 1.19" x 3.50"
PACK: 12 EACH
WEIGHT: 3.70 LBS.



COLOR: ORANGE PINK LIME BLUE

12"-18"-28"-36" Triangular Day-Glo Vinyl Traffic Safety Cones

- Flexible, yet durable ■ High visibility ■ Choose from four different sizes ■ Engineered to meet MUTCD specifications

SC-12

HEIGHT: 12"
SIZE: 12" x 9"
WEIGHT: 10.34 LBS.
PACK: 6 EACH

SC-18


HEIGHT: 18"
SIZE: 18" x 11.25"
WEIGHT: 22.16 LBS.
PACK: 6 EACH

SC-28

HEIGHT: 28"
SIZE: 28" x 13.13"
WEIGHT: 36.80 LBS.
PACK: 6 EACH

SC-36

HEIGHT: 36"
SIZE: 36" x 15.5"
WEIGHT: 41 LBS.
PACK: 3 EACH



2" x 24" Reflective Vinyl Safety Tapes

- Self-adhesive ■ Weather-resistant
- Highly visible ■ Mark designated areas for safety purposes ■ Used to mark items for easy visibility (Mailbox, Fire Extinguisher, Stairway, Commercial Vehicles)

TAPE SIZE: 2" x 24" WEIGHT: .30 LBS.
PACK: 5 EACH



TAPE-1 581771



TAPE-2 581798



TAPE-3 581801



TAPE-4 581836

20" Corrugated Plastic Safety Floor Stands

- Made of heavy-duty, corrugated plastic
- Message printed on both sides
- Attractive and eye catching
- Directs attention to hazardous areas

HEIGHT: 20"
SIZE: 20.25" x 12.25"
PACK: 5 EACH
WEIGHT: 4.26 LBS.
COLOR: YELLOW/BLACK



PFS-11



PFS-10

Standard Aluminum Markers

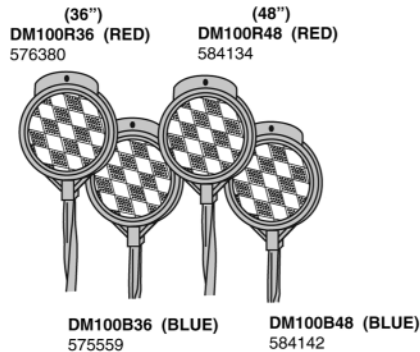
■ Rustproof and strong ■ Molded head on twisted aircraft-grade aluminum rod ■ Brilliant break-resistant plexiglas reflector ■ Display on pegboard or display merchandiser

DM100R36 OR B36

HEIGHT: 36"
COLOR: RED OR BLUE
SIZE: 37" x 10.50"
PACK: 24 EACH
WEIGHT: 6.50 LBS.

DM100R48 OR B48

HEIGHT: 48"
COLOR: RED OR BLUE
SIZE: 48.75" x 10.50"
PACK: 24 EACH
WEIGHT: 7.68 LBS.



Fiberglass Safety Markers

■ Made of durable fiberglass ■ 4 1/2" of Reflective tape is wrapped around each marker ■ Visible from all angles ■ Rubber tip at the top protects end ■ Use for any purpose to attract attention to specific area

DM85048 591718

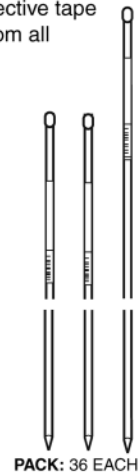
HEIGHT: 48"
COLOR: YELLOW
WEIGHT: 9 LBS.

DM80048 591726

HEIGHT: 48"
COLOR: ORANGE
WEIGHT: 9 LBS.

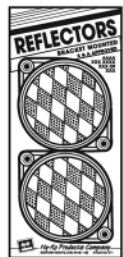
DM80072 591696

HEIGHT: 72"
COLOR: ORANGE
WEIGHT: 13 LBS.



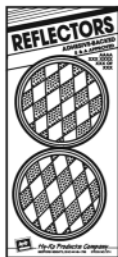
Carded Reflectors

■ Made of break-resistant plexiglas ■ Skin-packed on attractive cards ■ Display on pegboard or revolving display rack



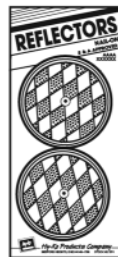
CDRF-3R (RED) 577197
CDRF-3B (BLUE) 582174

BRACKETED NAIL-ON REFLECTORS
CARD SIZE: 9.63" x 4.88"
COLOR: RED OR BLUE
DIAMETER: 3 1/4"
PACK: 12 EACH
WEIGHT: 1.64 LBS.



CDRF-4R (RED) 577200
CDRF-4B (BLUE) 582182

SELF-ADHESIVE PRESS-ON REFLECTORS
CARD SIZE: 9.63" x 4.88"
COLOR: RED OR BLUE
DIAMETER: 3 1/4"
PACK: 12 EACH
WEIGHT: 1.12 LBS.



CDRF-5R (RED) 577081
CDRF-5B (BLUE) 582190

NAIL-ON REFLECTORS
CARD SIZE: 9.63" x 4.88"
COLOR: RED OR BLUE
DIAMETER: 3 1/4"
PACK: 12 EACH
WEIGHT: 1.02 LBS.

Aluminum or Vinyl Slow-Moving Vehicle Emblems

■ Bright colors for visibility & safety



COLORS: RED/ORANGE

TA-1

ALUMINUM EMBLEM
SIZE: 16" x 14"
PACK: 12 EACH
WEIGHT: 7.72 LBS.

TD-2

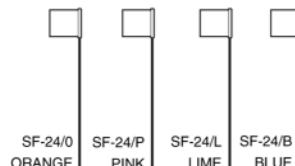
VINYL EMBLEM DECAL
SIZE: 13.75" x 15.75"
PACK: 12 EACH
WEIGHT: 1.36 LBS.

24" Vinyl Safety/Boundary Stake Flags

■ Four different day-glow colors to choose from ■ High-visibility ■ Marks underground wires/pipes/cables ■ Reusable

SF-24

HEIGHT: 24"
BUNDLE SIZE: 1.50" x 24"
SIZE: 6.75" x 26.75"
WEIGHT: 26.74 LBS.
PACK: 10 BUNDLES (100 FLAGS PER BUNDLE)



Self-Adhesive Vinyl Industrial Sign

■ Commercial/Industrial use

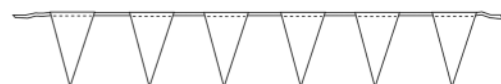


PANEL SIZE: 1.50" x 30.5" SIZE: 1.50" x 28" PACK: 10 EACH
WEIGHT: .02 LBS. COLOR: BLACK & WHITE

CV-2

50' Multicolored Polyethylene Pennant Flags

■ 22 - 11" x 18.5" V-shaped pennants
■ Contains 6 colors (Red, White, Blue, Yellow, Green & Orange)
■ Weather-resistant poly plastic material

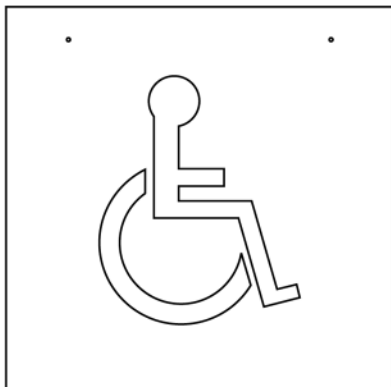


SIZE: 3.50" x 20.5" PACK: 10 EACH
WEIGHT: .54 LBS. COLOR: MULTIPLE

PEN-3

Parking Lot Stencils

■ Easy to mark parking lot surface ■ Reusable, heavy-duty plastic



PLS-50

PLS-50

STENCIL SIZE: 24.5" x 24.5"
SIZE: 18" IMAGE SIZE
PACK: 5 EACH
WEIGHT: 5.6 LBS.



PLS-51



PLS-52



PLS-53




PLS-54

PLS-51, 52, -53, -54

STENCIL SIZE: 5" x 24"
SIZE: 3" LETTERING
PACK: 5 EACH
WEIGHT: 1.5 LBS.

1"- 2"- 3"- 4"- 5"- 6" Carded Number & Letter Stencils

■ Attractive blister-carded stencils ■ Reusable/Flexible ■ Made of heavy duty stencil board ■ Water-resistant ■ Includes numbers 0 thru 9; letters A thru Z; Symbols (Period, Dash, Comma, c, &, \$ and one extra A, E, O, R and S)



ST-1 248797

STENCIL SIZE: 1"
CARD SIZE: 3.75" x 5.88"
WEIGHT: .92 LBS.



ST-2 248800

STENCIL SIZE: 2"
CARD SIZE: 3.75" x 6.88"
WEIGHT: 1.62 LBS.



ST-3 248819

STENCIL SIZE: 3"
CARD SIZE: 4.75" x 7.88"
WEIGHT: 2.50 LBS.



ST-4 248827

STENCIL SIZE: 4"
CARD SIZE: 5.75" x 9.88"
WEIGHT: 4.12 LBS.



ST-5 248835

STENCIL SIZE: 5"
CARD SIZE: 5.75" x 10.88"
WEIGHT: 5.12 LBS.



ST-6 248843

STENCIL SIZE: 6"
CARD SIZE: 6.75" x 11.88"
WEIGHT: 6.54 LBS.

PACK: 6 EACH

Vinyl Glow-In-The-Dark Safety Signs

■ Self-adhesive ■ Meets most safety requirements ■ Phosphorescent material has a non-radioactive chemical which glows in total darkness after exposure to a light source ■ Up to 8 hours visibility



EE-2

PANEL SIZE: 8" x 11"
SIZE: 8" x 10" with
6" Letters
WEIGHT: .92 LBS.



EE-3 246069

PANEL SIZE: 11" x 12"
SIZE: 10" x 12" with
8" Letters
WEIGHT: 1.36 LBS.



FA-1 248711

PANEL SIZE: 4" x 11"
SIZE: 4" x 10"
WEIGHT: .42 LBS.



FE-2L 248738

PANEL SIZE: 4" x 11"
SIZE: 4" x 10"
WEIGHT: .42 LBS.



FE-2R 248746

PANEL SIZE: 4" x 11"
SIZE: 4" x 10"
WEIGHT: .42 LBS.



FE-1 242985

PANEL SIZE: 4" x 19"
SIZE: 4" x 18"
WEIGHT: .74 LBS.



FH-1

PANEL SIZE: 4" x 19"
SIZE: 4" x 18"
WEIGHT: .74 LBS.

PACK: 10 EACH
COLOR: RED/DAYGLO

Heavy-Duty Plastic Deco Designer Graphic Signs

- Indoor/Outdoor use ■ Wipe clean, polished finish ■ Easy to read ■ Self-adhesive strips for easy mounting
- Use in offices, factories, restaurants, hospitals, hotels, etc.

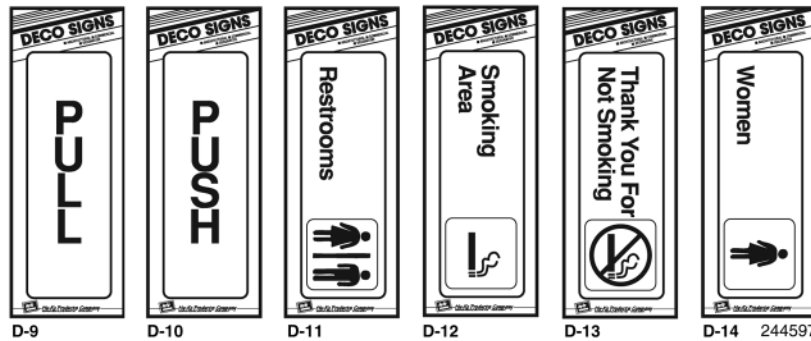
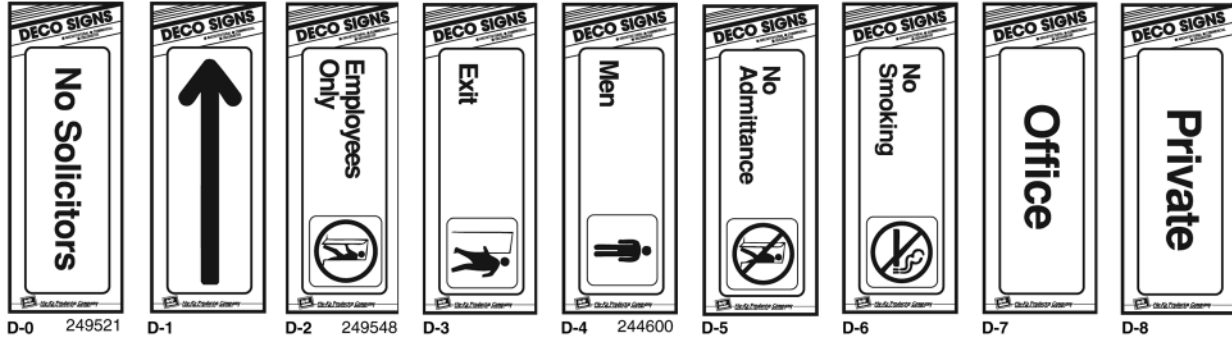
3" x 9" Deco Signs

SIZE: 3" x 9"

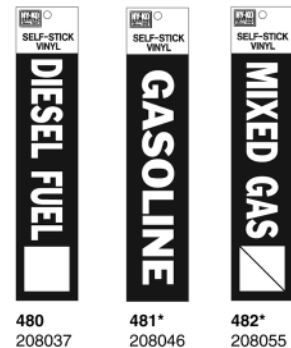
PACK: 5 EACH

WEIGHT: .50 LBS.

COLOR : BROWN/OFF-WHITE



2" x 8" Self-Adhesive Vinyl Fuel Labels



480 208037
481* 208046
482* 208055

5" x 7" Deco Signs



SIZE: 5" x 7"
PACK: 5 EACH
WEIGHT: .66 LBS.
COLOR: MULTIPLE

SIZE: 2" x 8"
PACK: 10 EACH
WEIGHT: .080 LBS.
COLOR: GREEN
or RED*



483 208064
484* 208073

Vinyl Graphic Sign



HSV-8 246093

SIZE: 7" x 10"
PACK: 10 EACH
WEIGHT: .34 LBS.
COLOR: MULTIPLE

2" x 8" Press-On Aluminum Princess Signs ■ Brushed aluminum finish




SIZE: 2.13" x 8.50" PACK: 10 EACH WEIGHT: .20 LBS. COLOR: BLACK or RED (*)

Heavy Duty Plastic Braille/Tactile Designer Graphic Signs

6" x 9" Braille/Tactile Signs ■ Meets ADA (Americans with Disabilities Act) Requirements

CARD SIZE: 7" x 11.75" SIZE: 6" x 9" PACK: 3 EACH WEIGHT: .70 LBS. COLOR: BLACK/WHITE



8" x 11" Braille/Tactile Signs

CARD SIZE: 9" x 14.25" SIZE: 8" x 11" PACK: 3 EACH WEIGHT: 1.20 LBS. COLOR: BLACK/WHITE



ADA/Title 24 Plastic Signs

- Meets ADA (Americans with Disabilities Act) Requirements
- Contrasting blue & bright white finish ■ Self-adhesive



CARD SIZE: 13" x 15.75"
SIZE: 12" x 12"
PACK: 3 EACH
WEIGHT: 1.80 LBS.
COLOR: BLUE/WHITE

10" x 14" Aluminum Exit Signs

■ Weather-Resistant ■ Durable ■ Meets many safety, building and fire department codes



SS-2W 246026



SS-7



SS-9

SIZE: 10" x 14"
PACK: 12 EACH
WEIGHT: 1.96 LBS.
COLOR: RED/WHITE

10" x 14" Aluminum Commercial Hy-Glo Signs

■ Pre-punched mounting holes ■ Rounded corners ■ Weather-resistant ■ Attractive and eye catching



801 202998



802 203005



804 204674



805 204727



806 204781



807 204941



808 202290



810



811 212102



813 219837



820 * (Reversible Sign) 245941



824



826



830



831 245968



833 245976



834



837



838 245984



842



848 246018



861



862



865



866 230459



868

SIZE: 10" x 14"
PACK: 12 EACH
WEIGHT: 1.96 LBS.
COLOR: ORANGE/BLACK

15" x 19" Plastic Commercial Hy-Glo Signs

■ Weather-resistant ■ Larger for greater visibility ■ Attractive and eye catching

SIZE: 15" x 19" PACK: 5 EACH WEIGHT: 1.50 LBS. COLOR: ORANGE/BLACK



SP-100 227793



SP-102 228694



SP-104 228970



SP-105 229675



SP-106 229700



SP-107 230164



SP-115



SP-117



SP-151



SP-152

HARDWARE

Hy-Ko Prod.

Boat Number And Letter Assortment - 3" size letters and numbers. Specifically designed for Marine use. 16-7/8" H. x 7-3/4" W. Self-adhesive. Black characters on white background. Skin packed.



| Product No. | Mfg. No. | Description | Order Mult. | Weight | Unit Cost |
|-------------|----------|-----------------------|-------------|--------|-----------|
| 203912-D | MM-4L57 | 3" Assortment Letters | 1/0/10 | .110 | 2.79 EA |
| 203904-E | MM-4N26 | 3" Assortment Numbers | 1/0/10 | .140 | 2.29 EA |

Hy-Ko Prod.

2" Reflective Numbers, Letters, And Symbols - Bend and peel reflective vinyl. Self-adhesive. Long-lasting, weather-resistant. Commercial. Residential. 2" black figure on white reflective vinyl.



| Product No. | Mfg. No. | Description | Order Mult. | Weight | Unit Cost |
|-------------|------------|----------------------|-------------|--------|-----------|
| 219894-E | RV-25/A | 2" Reflect Letter A | 0/0/10 | .002 | .59 EA |
| 219967-E | RV-25/B | 2" Reflect Letter B | 0/0/10 | .002 | .59 EA |
| 220000-E | RV-25/C | 2" Reflect Letter C | 0/0/10 | .002 | .59 EA |
| 220043-E | RV-25/D | 2" Reflect Letter D | 0/0/10 | .002 | .59 EA |
| 220132-E | RV-25/E | 2" Reflect Letter E | 0/0/10 | .002 | .59 EA |
| 220140-E | RV-25/F | 2" Reflect Letter F | 0/0/10 | .002 | .59 EA |
| 220159-E | RV-25/G | 2" Reflect Letter G | 0/0/10 | .002 | .59 EA |
| 220167-E | RV-25/H | 2" Reflect Letter H | 0/0/10 | .002 | .59 EA |
| 220183-E | RV-25/I | 2" Reflect Letter I | 0/0/10 | .002 | .59 EA |
| 220191-E | RV-25/J | 2" Reflect Letter J | 0/0/10 | .002 | .59 EA |
| 220205-E | RV-25/K | 2" Reflect Letter K | 0/0/10 | .002 | .59 EA |
| 220213-E | RV-25/L | 2" Reflect Letter L | 0/0/10 | .002 | .59 EA |
| 220221-E | RV-25/M | 2" Reflect Letter M | 0/0/10 | .002 | .59 EA |
| 220248-E | RV-25/N | 2" Reflect Letter N | 0/0/10 | .002 | .59 EA |
| 220256-E | RV-25/P | 2" Reflect Letter P | 0/0/10 | .002 | .59 EA |
| 220264-E | RV-25/Q | 2" Reflect Letter Q | 0/0/10 | .002 | .59 EA |
| 220272-E | RV-25/R | 2" Reflect Letter R | 0/0/10 | .002 | .59 EA |
| 220280-E | RV-25/S | 2" Reflect Letter S | 0/0/10 | .002 | .59 EA |
| 220299-E | RV-25/T | 2" Reflect Letter T | 0/0/10 | .002 | .59 EA |
| 220302-E | RV-25/U | 2" Reflect Letter U | 0/0/10 | .002 | .59 EA |
| 220426-E | RV-25/V | 2" Reflect Letter V | 0/0/10 | .002 | .59 EA |
| 220434-E | RV-25/W | 2" Reflect Letter W | 0/0/10 | .002 | .59 EA |
| 220442-E | RV-25/X | 2" Reflect Letter X | 0/0/10 | .002 | .59 EA |
| 220450-E | RV-25/Y | 2" Reflect Letter Y | 0/0/10 | .002 | .59 EA |
| 220469-E | RV-25/Z | 2" Reflect Letter Z | 0/0/10 | .002 | .59 EA |
| 219703-E | RV-25/0 | 2" Reflect Number 0 | 0/0/10 | .002 | .59 EA |
| 219738-E | RV-25/1 | 2" Reflect Number 1 | 0/0/10 | .002 | .59 EA |
| 219746-E | RV-25/2 | 2" Reflect Number 2 | 0/0/10 | .002 | .59 EA |
| 219754-E | RV-25/3 | 2" Reflect Number 3 | 0/0/10 | .002 | .59 EA |
| 219762-E | RV-25/4 | 2" Reflect Number 4 | 0/0/10 | .002 | .59 EA |
| 219770-E | RV-25/5 | 2" Reflect Number 5 | 0/0/10 | .002 | .59 EA |
| 219789-E | RV-25/6 | 2" Reflect Number 6 | 0/0/10 | .002 | .59 EA |
| 219797-E | RV-25/7 | 2" Reflect Number 7 | 0/0/10 | .002 | .59 EA |
| 219851-E | RV-25/8 | 2" Reflect Number 8 | 0/0/10 | .002 | .59 EA |
| 219878-E | RV-25/9 | 2" Reflect Number 9 | 0/0/10 | .002 | .59 EA |
| 220477-E | RV-25/- | 2" Reflect Period | 0/0/10 | .002 | .59 EA |
| 220566-E | RV-25/& | 2" Reflect Ampersand | 0/0/10 | .002 | .59 EA |
| 220574-E | RV-25/- | 2" Reflect Hyphen | 0/0/10 | .002 | .59 EA |
| 220582-E | RV-25/BLNK | 2" Reflect Blank | 0/0/10 | .002 | .59 EA |

LETTERS/NUMBERS

Hy-Ko Prod.

3" Reflecting Numbers And Letters - For marking boats, trucks, recreational vehicles, snowmobiles, 3" figure on 4" reflective panel. Weather-resistant. Self-adhesive. Black characters on white reflective background. Coast Guard Approved. 10 per pack.



| Product No. | Mfg. No. | Description | Order Mult. | Weight | Unit Cost |
|-------------|----------|----------------------|-------------|--------|-----------|
| 204471-D | RV-50/BL | 3" Reflect Blank | 0/0/10 | .003 | .69 EA |
| 204498-D | RV-50/AM | 3" Reflect Ampersand | 0/0/10 | .003 | .69 EA |
| 204501-D | RV-50/PE | 3" Reflect Period | 0/0/10 | .003 | .69 EA |
| 204528-D | RV-50/HY | 3" Reflect Hyphen | 0/0/10 | .003 | .69 EA |
| 204544-D | RV-50-0 | 3" Reflect Number 0 | 0/0/10 | .003 | .69 EA |
| 204536-D | RV-50-1 | 3" Reflect Number 1 | 0/0/10 | .003 | .69 EA |
| 204552-D | RV-50-2 | 3" Reflect Number 2 | 0/0/10 | .003 | .69 EA |
| 204560-D | RV-50-3 | 3" Reflect Number 3 | 0/0/10 | .003 | .69 EA |
| 204579-D | RV-50-4 | 3" Reflect Number 4 | 0/0/10 | .003 | .69 EA |
| 204587-D | RV-50-5 | 3" Reflect Number 5 | 0/0/10 | .003 | .69 EA |
| 204595-D | RV-50-6 | 3" Reflect Number 6 | 0/0/10 | .003 | .69 EA |
| 204609-D | RV-50-7 | 3" Reflect Number 7 | 0/0/10 | .003 | .69 EA |
| 204617-D | RV-50-8 | 3" Reflect Number 8 | 0/0/10 | .003 | .69 EA |
| 204625-D | RV-50-9 | 3" Reflect Number 9 | 0/0/10 | .003 | .69 EA |
| 204633-D | RV-50A | 3" Reflect Letter A | 0/0/10 | .003 | .69 EA |
| 204641-D | RV-50B | 3" Reflect Letter B | 0/0/10 | .003 | .69 EA |
| 204668-D | RV-50C | 3" Reflect Letter C | 0/0/10 | .003 | .69 EA |
| 204676-D | RV-50D | 3" Reflect Letter D | 0/0/10 | .003 | .69 EA |
| 204684-D | RV-50E | 3" Reflect Letter E | 0/0/10 | .003 | .69 EA |
| 204706-D | RV-50F | 3" Reflect Letter F | 0/0/10 | .003 | .69 EA |
| 204714-D | RV-50G | 3" Reflect Letter G | 0/0/10 | .003 | .69 EA |
| 204722-D | RV-50H | 3" Reflect Letter H | 0/0/10 | .003 | .69 EA |
| 204730-D | RV-50I | 3" Reflect Letter I | 0/0/10 | .003 | .69 EA |
| 204749-D | RV-50J | 3" Reflect Letter J | 0/0/10 | .003 | .69 EA |
| 204757-D | RV-50K | 3" Reflect Letter K | 0/0/10 | .003 | .69 EA |
| 204765-D | RV-50L | 3" Reflect Letter L | 0/0/10 | .003 | .69 EA |
| 204773-D | RV-50M | 3" Reflect Letter M | 0/0/10 | .003 | .69 EA |
| 204803-D | RV-50N | 3" Reflect Letter N | 0/0/10 | .003 | .69 EA |
| 204838-D | RV-50P | 3" Reflect Letter P | 0/0/10 | .003 | .69 EA |
| 204846-D | RV-50Q | 3" Reflect Letter Q | 0/0/10 | .003 | .69 EA |
| 204854-D | RV-50R | 3" Reflect Letter R | 0/0/10 | .003 | .69 EA |
| 204862-D | RV-50S | 3" Reflect Letter S | 0/0/10 | .003 | .69 EA |
| 204889-D | RV-50T | 3" Reflect Letter T | 0/0/10 | .003 | .69 EA |
| 204897-D | RV-50U | 3" Reflect Letter U | 0/0/10 | .003 | .69 EA |
| 204900-D | RV-50V | 3" Reflect Letter V | 0/0/10 | .003 | .69 EA |
| 204919-D | RV-50W | 3" Reflect Letter W | 0/0/10 | .003 | .69 EA |
| 204927-D | RV-50X | 3" Reflect Letter X | 0/0/10 | .003 | .69 EA |
| 204935-D | RV-50Y | 3" Reflect Letter Y | 0/0/10 | .003 | .69 EA |
| 204943-D | RV-50Z | 3" Reflect Letter Z | 0/0/10 | .003 | .69 EA |

Hy-Ko Prod.

Numbers And Letters - Made of polyester film. Skin packed, colorful eye-catching cards. Unlimited uses in hardware, home improvement, stationery, and sporting goods departments.



| Product No. | Mfg. No. | Description | Order Mult. | Weight | Unit Cost |
|-------------|----------|---|-------------|--------|-----------|
| 200561-E | MM2 | Assortment consists of 96 - 1" letters and numbers, gold characters on black background | 1/0/10 | .113 | 2.29 CD |
| 201105-D | MM3N | Assortment consists of 24 - 2" numbers, gold characters on black background | 1/0/10 | .113 | 1.99 CD |
| 201310-D | MM3L | Assortment consists of 54 - 2" letters, gold characters on black background | 1/0/10 | .138 | 2.99 CD |

Continued Next Column

LETTERS/NUMBERS

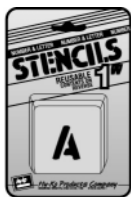
Continued From Previous Column

| Product No. | Mfg. No. | Description | Order Mult. | Weight | Unit Cost |
|-------------|----------|---|-------------|--------|-----------|
| 205584-D | MM-5N | Assortment consists of 26 - 3" numbers, gold characters on black background | 1/0/10 | .100 | 3.49 EA |
| 246115-E | MM-6 | Assortment consists of 114 - 1" letters and numbers, black characters on white background | 1/0/10 | .078 | 2.29 CD |
| 246123-D | MM-7L | Assortment consists of 61 - 2" letters, black characters on white background | 1/0/10 | .106 | 2.99 CD |
| 246131-D | MM-7N | Assortment consists of 33 - 2" numbers, black characters on white background | 1/0/10 | .082 | 1.99 CD |
| 249513-E | MM-100 | 3/4" numbers, black characters on white background | 1/0/10 | .082 | 2.29 CD |

Hy-Ko Prod.

Number And Letter Stencils - Made of heavy-duty stencil board.

Reusable, flexible, water-resistant. Includes numbers 0 thru 9; letters A thru Z; symbols, period, dash, comma, cents, &, \$, and 1 extra A, E, O, R, and S. 1" thru 6".



| Product No. | Mfg. No. | Description | Order Mult. | Weight | Unit Cost |
|-------------|----------|-------------|-------------|--------|-----------|
| 248797-E | ST-1 | 1" | 1/0/6 | .153 | 2.29 PK |
| 248800-E | ST-2 | 2" | 1/0/6 | .270 | 2.79 PK |
| 248819-E | ST-3 | 3" | 1/0/6 | .417 | 4.29 PK |
| 248827-E | ST-4 | 4" | 1/0/36 | .687 | 5.49 PK |
| 248835-E | ST-5 | 5" | 1/0/6 | .853 | 6.79 PK |
| 248843-E | ST-6 | 6" | 1/0/6 | 1.090 | 8.29 PK |

Hy-Ko Prod.

7" Poly Numbers And Letters - Manufactured of quality plastic.

Decorative numbers and letters for indoor or outdoor use.

Woodgrain texture, pre-drilled, can be used as they are or can be painted, stained, or antiqued.



| Product No. | Mfg. No. | Description | Order Mult. | Weight | Unit Cost |
|-------------|----------|------------------|-------------|--------|-----------|
| 234877-D | GB-7/0 | 7" Poly Number 0 | 1/0/3 | .313 | 2.99 EA |
| 234885-D | GB-7/1 | 7" Poly Number 1 | 1/0/3 | .313 | 2.99 EA |
| 234893-D | GB-7/2 | 7" Poly Number 2 | 1/0/3 | .313 | 2.99 EA |
| 234907-D | GB-7/3 | 7" Poly Number 3 | 1/0/3 | .313 | 2.99 EA |
| 234915-D | GB-7/4 | 7" Poly Number 4 | 1/0/3 | .313 | 2.99 EA |
| 234923-D | GB-7/5 | 7" Poly Number 5 | 1/0/3 | .313 | 2.99 EA |
| 234931-D | GB-7/6 | 7" Poly Number 6 | 1/0/3 | .313 | 2.99 EA |
| 234958-D | GB-7/7 | 7" Poly Number 7 | 1/0/3 | .313 | 2.99 EA |
| 234966-D | GB-7/8 | 7" Poly Number 8 | 1/0/3 | .313 | 2.99 EA |
| 234974-D | GB-7/9 | 7" Poly Number 9 | 1/0/3 | .313 | 2.99 EA |
| 234982-D | GB-7/A | 7" Poly Letter A | 1/0/3 | .313 | 2.99 EA |
| 234990-D | GB-7/B | 7" Poly Letter B | 1/0/3 | .313 | 2.99 EA |
| 235008-D | GB-7/C | 7" Poly Letter C | 1/0/3 | .313 | 2.99 EA |
| 235016-D | GB-7/D | 7" Poly Letter D | 1/0/3 | .313 | 2.99 EA |
| 235024-D | GB-7/E | 7" Poly Letter E | 1/0/3 | .313 | 2.99 EA |
| 235032-D | GB-7/F | 7" Poly Letter F | 1/0/3 | .313 | 2.99 EA |
| 235040-D | GB-7/G | 7" Poly Letter G | 1/0/3 | .313 | 2.99 EA |
| 235059-D | GB-7/H | 7" Poly Letter H | 1/0/3 | .313 | 2.99 EA |
| 235067-D | GB-7/I | 7" Poly Letter I | 1/0/3 | .313 | 2.99 EA |
| 235075-D | GB-7/J | 7" Poly Letter J | 1/0/3 | .313 | 2.99 EA |
| 235083-D | GB-7/K | 7" Poly Letter K | 1/0/3 | .313 | 2.99 EA |
| 235091-D | GB-7/L | 7" Poly Letter L | 1/0/3 | .313 | 2.99 EA |
| 235105-D | GB-7/M | 7" Poly Letter M | 1/0/3 | .313 | 2.99 EA |
| 235113-D | GB-7/N | 7" Poly Letter N | 1/0/3 | .313 | 2.99 EA |
| 235148-D | GB-7/P | 7" Poly Letter P | 1/0/3 | .313 | 2.99 EA |

Continued Next Column

HARDWARE

Continued From Previous Column

| Product No. | Mfg. No. | Description | Order Mult. | Weight | Unit Cost |
|-------------|----------|------------------|-------------|--------|-----------|
| 235156-D | GB-7/Q | 7" Poly Letter Q | 1/0/3 | .313 | 2.99 EA |
| 235164-D | GB-7/R | 7" Poly Letter R | 1/0/3 | .313 | 2.99 EA |
| 235172-D | GB-7/S | 7" Poly Letter S | 1/0/3 | .313 | 2.99 EA |
| 235180-D | GB-7/T | 7" Poly Letter T | 1/0/3 | .313 | 2.99 EA |
| 235199-D | GB-7/U | 7" Poly Letter U | 1/0/3 | .313 | 2.99 EA |
| 235202-D | GB-7/V | 7" Poly Letter V | 1/0/3 | .313 | 2.99 EA |
| 235210-D | GB-7/W | 7" Poly Letter W | 1/0/3 | .313 | 2.99 EA |
| 235229-D | GB-7/X | 7" Poly Letter X | 1/0/3 | .313 | 2.99 EA |
| 235237-D | GB-7/Y | 7" Poly Letter Y | 1/0/3 | .313 | 2.99 EA |
| 235245-D | GB-7/Z | 7" Poly Letter Z | 1/0/3 | .313 | 2.99 EA |

Hy-Ko Prod.

4" Solid Brass 3-D House Numbers - Attractive solid polished brass. Mounting screws included. Numbers 0 thru 9.



| Product No. | Mfg. No. | Description | Order Mult. | Weight | Unit Cost |
|-------------|----------|--------------------------|-------------|--------|-----------|
| 254770-D | BR-90/0 | 4"solid Brs 3-d Number 0 | 1/0/5 | .100 | 4.79 EA |
| 254789-D | BR-90/1 | 4"solid Brs 3-d Number 1 | 1/0/5 | .100 | 4.79 EA |
| 254797-D | BR-90/2 | 4"solid Brs 3-d Number 2 | 1/0/5 | .100 | 4.79 EA |
| 254800-D | BR-90/3 | 4"solid Brs 3-d Number 3 | 1/0/5 | .100 | 4.79 EA |
| 254819-D | BR-90/4 | 4"solid Brs 3-d Number 4 | 1/0/5 | .100 | 4.79 EA |
| 254827-C | BR-90/5 | 4"solid Brs 3-d Number 5 | 1/0/5 | .100 | 4.79 EA |
| 254835-D | BR-90/6 | 4"solid Brs 3-d Number 6 | 1/0/5 | .100 | 4.79 EA |
| 254843-D | BR-90/7 | 4"solid Brs 3-d Number 7 | 1/0/5 | .100 | 4.79 EA |
| 254851-D | BR-90/8 | 4"solid Brs 3-d Number 8 | 1/0/5 | .100 | 4.79 EA |
| 254878-D | BR-90/9 | 4"solid Brs 3-d Number 9 | 1/0/5 | .100 | 4.79 EA |

Hy-Ko Prod.

Signs - Hy-glo plastic, 9" x 12". White durable plastic. Brilliant fluorescent lettering. Black background. Weatherproof.



| Product No. | Mfg. No. | Description | Order Mult. | Weight | Unit Cost |
|-------------|----------|---|-------------|--------|-----------|
| 245631-F | 3001 | Apartment For Rent | 0/0/10 | .060 | .89 EA |
| 208242-F | 3002 | Beware Of Dog | 0/0/10 | .100 | .89 EA |
| 202304-F | 3003 | Exit | 0/0/10 | .100 | .89 EA |
| 205655-F | 3005 | For Rent | 0/0/10 | .100 | .89 EA |
| 205539-F | 3006 | For Sale | 0/0/10 | .100 | .89 EA |
| 220567-F | 3007 | For Sale By Owner | 0/0/10 | .100 | .89 EA |
| 205343-F | 3010 | Keep Out | 0/0/10 | .100 | .89 EA |
| 207546-F | 3011 | No Hunting-Trespassing | 0/0/10 | .100 | .89 EA |
| 207154-F | 3012 | No Parking | 0/0/10 | .100 | .89 EA |
| 206501-F | 3013 | No Smoking | 0/0/10 | .100 | .89 EA |
| 205664-F | 3014 | No Trespassing | 0/0/10 | .100 | .89 EA |
| 245658-F | 3016 | Private Property Keep Out | 0/0/10 | .060 | .89 EA |
| 225189-F | 3021 | No Hunting | 0/0/10 | .010 | .89 EA |
| 208126-F | 3022 | Keep Off The Grass | 0/0/10 | .060 | .89 EA |
| 222259-F | 3023 | Garage Sale | 0/0/10 | .100 | .89 EA |
| 245666-F | 3025 | Private Property No Trespassing | 0/0/10 | .060 | .89 EA |
| 245674-F | 3028 | Private Drive | 0/0/10 | .060 | .89 EA |
| 245682-F | 3030 | Store Hours | 0/0/10 | .060 | .89 EA |
| 222240-F | 3031 | Auto For Sale | 0/0/10 | .100 | .89 EA |
| 245690-F | 3033 | Yard Sale | 0/0/10 | .060 | .89 EA |
| 245704-F | 3034 | Help Wanted | 0/0/10 | .060 | .89 EA |
| 245712-F | 3036 | No Loitering | 0/0/10 | .060 | .89 EA |
| 245720-F | 3041 | For Sale (black background with pink and green lettering) | 0/0/10 | .060 | 1.29 EA |

HARDWARE

We can become your single-source supplier on many of the products you currently use!

HARDWARE

Hy-Ko Prod.

For Lease - 9" x 12" plastic sign. Weather-resistant. Durable. Bright, attention-getting colors. Red on white background.



| Product No. | Mfg. No. | Description | Order Mult. | Weight | Unit Cost |
|-------------|----------|----------------------|-------------|--------|-----------|
| 208162-E | 20615 | 12x19 For Lease Sign | 0/0/10 | .060 | .89 EA |

Hy-Ko Prod.

For Sale By Owner Sign - Large custom design sign with mounting bracket. 20" x 24" weatherproof corrugated plastic with mounting bracket of black steel rod inserted between corrugated openings. White background with black lettering gives top visibility at long distances. Printed same on both sides. Each sign individually bagged with 1 bracket.



| Product No. | Mfg. No. | Description | Order Mult. | Weight | Unit Cost |
|-------------|----------|-------------------|-------------|--------|-----------|
| 220576-D | LFS-1 | For Sale By Owner | 1/0/5 | 1.100 | 8.29 EA |
| 207640-D | LGS-2 | Garage Sale | 1/0/5 | 1.100 | 8.29 EA |

Hy-Ko Prod.

Fluorescent Signs - Meets safety, building, and fire department codes. White background with red lettering. 10" x 14". Aluminum.



| Product No. | Mfg. No. | Description | Order Mult. | Weight | Unit Cost |
|-------------|----------|----------------|-------------|--------|-----------|
| 246026-E | SS-2W | Exit | 1/12/144 | .169 | 1.49 EA |
| 230440-E | SS-5 | No Trespassing | 1/12/144 | .167 | 1.49 EA |

Hy-Ko Prod.

Posted Legal Sign - Tyvek. Durable sign, tear-resistant. Yellow background with black lettering. Tyvek is a sheet of polyethylene fiber which is completely waterproof. 12" x 12".



| Product No. | Mfg. No. | Description | Order Mult. | Weight | Unit Cost |
|-------------|----------|-------------|-------------|--------|-----------|
| 200151-D | TV-2 | Box of 50 | 0/0/50 | .025 | .59 EA |
| 215325-D | TSR-100 | Roll of 100 | 1/0/12 | 2.167 | 41.49 RL |

LETTERS/NUMBERS

Hy-Ko Prod.

Signs - Heavy-gauge plastic. Durable and weatherproof. Yellow background with black lettering. 11" x 11".



| Product No. | Mfg. No. | Description | Order Mult. | Weight | Unit Cost |
|-------------|----------|----------------|-------------|--------|-----------|
| 200035-D | YP-1 | Posted Legal | 1/20/300 | .150 | .99 EA |
| 246190-D | YP-2 | For Sale | 1/0/20 | .115 | .99 EA |
| 246204-D | YP-3 | Garage Sale | 1/0/20 | .115 | .99 EA |
| 246212-D | YP-7 | No Trespassing | 1/0/20 | .115 | .99 EA |
| 246174-D | YP-10 | Beware BadDog | 1/0/20 | .115 | .99 EA |
| 246182-D | YP-17 | Safety Zone | 1/0/20 | .115 | .99 EA |

Hy-Ko Prod.

Deco Signs - 5" x 7" heavy-duty plastic deco designer graphic signs. White background with black lettering. Indoor/outdoor use. Easy-to-read. Self-adhesive strips for easy mounting.



| Product No. | Mfg. No. | Description | Order Mult. | Weight | Unit Cost |
|-------------|----------|-------------------|-------------|--------|-----------|
| 244589-E | D-16 | Fire Extinguisher | 1/0/5 | .132 | 4.49 EA |
| 244570-E | D-17 | Handicapped | 1/0/5 | .132 | 4.49 EA |
| 244562-E | D-20 | No Smoking | 1/0/5 | .132 | 4.49 EA |
| 244554-E | D-23 | Restrooms | 1/0/5 | .132 | 4.49 EA |

Hy-Ko Prod.

OSHA Signs - 10" x 14" heavy-duty polyethylene. Durable, weather-resistant.




| Product No. | Mfg. No. | Description | Order Mult. | Weight | Unit Cost |
|-------------|----------|----------------------|-------------|--------|-----------|
| 244473-E | 501 | Restricted Area | 1/0/5 | .275 | 2.99 EA |
| 244481-E | 507 | Danger Hard Hat | 1/0/5 | .275 | 2.99 EA |
| 244503-E | 508 | High Voltage | 1/0/5 | .280 | 2.99 EA |
| 245852-E | 512 | Keep Out Danger | 1/0/5 | .264 | 2.99 EA |
| 245860-E | 515 | Danger No Smoking | 1/0/5 | .264 | 2.99 EA |
| 244511-E | 520 | Construction Area | 1/0/5 | .275 | 2.99 EA |
| 244538-E | 523 | Danger | 1/0/5 | .260 | 2.99 EA |
| 245879-E | 540 | Warning - Blank | 1/0/5 | .264 | 2.99 EA |
| 245887-E | 557 | Caution Hazard Area | 1/0/5 | .264 | 2.99 EA |
| 244546-E | 562 | Caution | 1/0/5 | .278 | 2.99 EA |
| 245895-E | 570 | Safety First - Blank | 1/0/5 | .264 | 2.99 EA |
| 245909-E | 580 | Notice - Blank | 1/0/5 | .264 | 2.99 EA |

SIGNS

Hy-Ko Prod.

Self-Adhesive Fuel Safety Signs - 2" x 8" self-adhesive signs. Weather-resistant. Durable, bright and highly visible vinyl signs.



| Product No. | Mfg. No. | Description | Order Mult. | Weight | Unit Cost |
|-------------|----------|-------------|-------------|--------|-----------|
| 208037-B | 480 | Diesel Fuel | 0/0/10 | .008 | .89 EA |
| 208046-B | 481 | Gasoline | 0/0/10 | .008 | .89 EA |
| 208055-B | 482 | Mixed Gas | 0/0/10 | .008 | .89 EA |
| 208064-B | 483 | Kerosene | 0/0/10 | .008 | .89 EA |
| 208073-B | 484 | Flammable | 0/0/10 | .008 | .89 EA |

Hy-Ko Prod.

Signs - 15" x 19" heavy gauge plastic signs. Commercial grade plastic. Meets many local code requirements.



| Product No. | Mfg. No. | Description | Order Mult. | Weight | Unit Cost |
|-------------|----------|------------------|-------------|--------|-----------|
| 245933-D | 700 | Customer Parking | 0/0/1 | .128 | 5.29 EA |
| 245917-D | 701 | Tenant Parking | 0/0/1 | .128 | 5.29 EA |
| 245925-D | 702 | No Parking | 0/0/1 | .128 | 5.29 EA |

Hy-Ko Prod.

Glow In The Dark Arrow Sign - Self-adhesive. Meets all safety requirements. Phosphorescent material has a nonradioactive chemical which glows in total darkness after exposure to a light source. Up to 8 hour visibility. Vinyl. Size 4" x 10".



| Product No. | Mfg. No. | Description | Order Mult. | Weight | Unit Cost |
|-------------|----------|--------------------------|-------------|--------|-----------|
| 248711-D | FA-1 | 4x10 Glo-n-dr Arrow Sign | 1/0/10 | .042 | 4.79 EA |

Hy-Ko Prod.

Fire Extinguisher Sign - Meets all safety requirements. Self-adhesive. Phosphorescent material has a nonradioactive chemical which glows in total darkness after exposure to a light source. Up to 8 hours of visibility. 4" x 18".



| Product No. | Mfg. No. | Description | Order Mult. | Weight | Unit Cost |
|-------------|----------|--------------------------|-------------|--------|-----------|
| 242985-D | FE-1 | 4x18 Fire Extingher Sign | 1/0/10 | .074 | 5.99 EA |

HARDWARE

Hy-Ko Prod.

Glow In The Dark Fire Extinguisher Sign - Self-adhesive. Meets all safety requirements. Phosphorescent material has a nonradioactive chemical which glows in total darkness after exposure to a light source. Up to 8 hour visibility. Vinyl. Size 4" x 10".



| Product No. | Mfg. No. | Description | Order Mult. | Weight | Unit Cost |
|-------------|----------|-------------|-------------|--------|-----------|
| 248738-D | FE-2L | Left | 1/0/10 | .042 | 4.79 EA |
| 248746-D | FE-2R | Right | 1/0/10 | .042 | 4.79 EA |

Hy-Ko Prod.

Signs - 3" x 9" heavy-duty plastic deco designer graphic signs. White background with black lettering. Indoor/outdoor use. Easy to read. Self-adhesive strips for easy mounting.



| Product No. | Mfg. No. | Description | Order Mult. | Weight | Unit Cost |
|-------------|----------|----------------|-------------|--------|-----------|
| 249521-E | D-0 | No solicitors | 1/0/5 | .100 | 4.49 EA |
| 249548-E | D-2 | Employees only | 1/0/5 | .100 | 4.49 EA |
| 244600-E | D-4 | Men | 1/0/5 | .100 | 4.49 EA |
| 244597-E | D-14 | Women | 1/0/5 | .100 | 4.49 EA |

Hy-Ko Prod.

No Smoking Sign - Self-adhesive vinyl. 6.75" x 11". Weather-resistant and durable. Bright and highly visible.



| Product No. | Mfg. No. | Description | Order Mult. | Weight | Unit Cost |
|-------------|----------|--------------------------|-------------|--------|-----------|
| 246093-E | HSV-8 | 6-3/4x11 No Smoking Sign | 0/0/10 | .034 | .99 EA |

Hy-Ko Prod.

Braille Signs - Heavy-duty plastic 6" x 9" Braille/tactile signs. Meets ADA requirements. Grade 2 Braille lettering and graphics. Contrasting eggshell finish. Self-adhesive. Packaged for the customer to feel the contour of the sign.



| Product No. | Mfg. No. | Description | Order Mult. | Weight | Unit Cost |
|-------------|----------|-----------------------|-------------|--------|-----------|
| 246034-C | DB-1 | Men Handicapped | 1/0/3 | .233 | 7.29 EA |
| 246042-C | DB-2 | Women Handicapped | 1/0/3 | .233 | 7.29 EA |
| 246050-C | DB-5 | Restrooms Handicapped | 1/0/3 | .233 | 7.29 EA |

HARDWARE

SIGNS

Hy-Ko Prod.

Highway Signs - 12" x 18". Manufactured of heavy-duty 20-gauge aluminum. Rustproof. Prepunched mounting holes. For traffic and parking control in residential and commercial areas.



| Product No. | Mfg. No. | Description | Order Mult. | Weight | Unit Cost |
|-------------|----------|--------------------------|-------------|--------|-----------|
| 224685-D | HW-1 | No Parking Anytime | 0/0/1 | .875 | 13.49 EA |
| 224693-D | HW-4 | No Dumping Allowed | 0/0/1 | .875 | 13.49 EA |
| 224707-D | HW-7 | Caution Children At Play | 0/0/1 | .875 | 13.49 EA |
| 224715-D | HW-10 | Speed Limit 10 MPH | 0/0/1 | .875 | 13.49 EA |
| 224723-D | HW-13 | Handicapped Parking | 0/0/1 | .875 | 13.49 EA |
| 224731-D | HW-23 | Speed Limit 5 MPH | 0/0/1 | .875 | 13.49 EA |
| 246107-D | HW-32 | Reserved Parking | 0/0/1 | .600 | 13.49 EA |

Hy-Ko Prod.

Highway Sign - 18" x 18". Manufactured of .050 aluminum. Rustproof. Prepunched mounting holes. For traffic control in residential and commercial areas.



| Product No. | Mfg. No. | Description | Order Mult. | Weight | Unit Cost |
|-------------|----------|---------------------|-------------|--------|-----------|
| 224758-D | HW-31 | 12x18 Stop Hwy Sign | 0/0/1 | .875 | 28.49 EA |

Hy-Ko Prod.


Real Estate Signs - 18" x 24" plastic, double-sided signs, rectangle, red background with white lettering.



| Product No. | Mfg. No. | Description | Order Mult. | Weight | Unit Cost |
|-------------|----------|-------------------|-------------|--------|-----------|
| 248762-D | RS-603 | For Rent | 1/5/25 | .668 | 7.49 EA |
| 248789-D | RS-604 | For Sale | 1/5/25 | .668 | 7.49 EA |
| 248770-D | RS-605 | For Sale By Owner | 1/5/25 | .668 | 7.49 EA |

Hy-Ko Prod.

Heavy-Duty Sign Frame - 24-3/8" x 41", 1/4" thick steel. Glossy black finish. Suitable for mounting 18" x 24" signs. Includes bolts for sign mounting.



| Product No. | Mfg. No. | Description | Order Mult. | Weight | Unit Cost |
|-------------|----------|-------------------|-------------|--------|-----------|
| 215988-D | FRAME-2 | H/duty Sign Frame | 1/0/5 | 6.696 | 21.49 EA |

Hy-Ko Prod.

Heavy-Duty Sign Stake - 8" x 42" elongated black steel. 1/4" thick.



| Product No. | Mfg. No. | Description | Order Mult. | Weight | Unit Cost |
|-------------|----------|------------------------|-------------|--------|-----------|
| 248754-E | FRAME-3 | 8x42 H/duty Sign Stake | 1/0/5 | 3.620 | 11.79 EA |

National Mfg.

Shelf Bracket - Cold-rolled steel. Electro-galvanized finish. Supplied less screws.

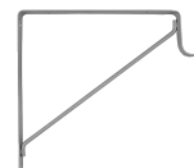


| Product No. | Mfg. No. | Description | Order Mult. | Weight | Unit Cost |
|-------------|----------|---------------------|-------------|--------|-----------|
| 211087-C | N224436 | 3x4 Shelf Bracket | 10/0/40 | .078 | .69 EA |
| 211096-D | N224444 | 4x5 Shelf Bracket | 10/0/50 | .106 | .89 EA |
| 211103-D | N224451 | 5x6 Shelf Bracket | 10/20/60 | .197 | 1.29 EA |
| 211121-D | N224469 | 6x8 Shelf Bracket | 10/20/60 | .260 | 1.79 EA |
| 211149-C | N224477 | 8x10 Shelf Bracket | 10/0/60 | 1.140 | 2.49 EA |
| 211158-D | N224485 | 10x12 Shelf Bracket | 10/0/60 | 1.600 | 3.29 EA |
| 211167-C | N224493 | 12x14 Shelf Bracket | 10/0/60 | 1.950 | 3.79 EA |

National Mfg.

Shelf And Rod Bracket - Strong, 1-piece welded bracket. No hook strip needed. Rod bracket is made for 1-3/8" diameter pole.

For shelves up to 4' long, use 2 brackets. For each additional 2' of shelving, add another bracket. Made for 12" shelves. White.



| Product No. | Mfg. No. | Description | Order Mult. | Weight | Unit Cost |
|-------------|----------|-------------------------|-------------|--------|-----------|
| 234829-D | N224428 | Wht Shelf & Rod Bracket | 1/0/20 | 1.300 | 3.29 EA |

National Mfg.

Shelf Bracket - Catalog model No. 211 series. Steel. Unique girder-like construction gives exceptional strength. Brackets are sized to fit lumber dimensions. 6 screw holes per bracket. Lumber size: 4" x 6", 6" x 8", 8" x 10", 10" x 12", 12" x 14".

Actual bracket size: 3" x 5", 5" x 7", 7" x 9", 9" x 11", 11" x 13". Available in gray, fruitwood, or white.



| Product No. | Mfg. No. | Description | Order Mult. | Weight | Unit Cost |
|-------------|----------|--------------------------|-------------|--------|-----------|
| 238022-D | N172601 | 4x6 Gray Shelf Bracket | 1/20/100 | .090 | .49 EA |
| 238031-C | N171066 | 6x8 Gray Shelf Bracket | 1/20/200 | .165 | .49 EA |
| 238040-C | N171074 | 8x10 Gray Shelf Bracket | 1/20/140 | .228 | .59 EA |
| 238059-C | N171082 | 10x12 Gray Shelf Bracket | 1/0/20 | .555 | .99 EA |
| 238068-C | N172619 | 12x14 Gray Shelf Bracket | 1/0/20 | .490 | 1.29 EA |

Continued Next Column

SHELF BRACKET

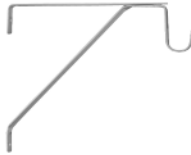
HARDWARE

Continued From Previous Column

| Product No. | Mfg. No. | Description | Order Mult. | Weight | Unit Cost |
|-------------|----------|-------------------------|-------------|--------|-----------|
| 214043-D | N185017 | 4x6 Fw Shelf Bracket | 1/20/60 | .090 | .49 EA |
| 214035-D | N185025 | 6x8 Fw Shelf Bracket | 1/20/80 | .181 | .59 EA |
| 214000-C | N185033 | 8x10 Fw Shelf Bracket | 1/20/60 | .228 | .69 EA |
| 214019-D | N185041 | 10x12 Fw Shelf Bracket | 1/0/20 | .375 | 1.29 EA |
| 214027-C | N185058 | 12x14 Fw Shelf Bracket | 1/0/20 | .480 | 1.49 EA |
| 242497-D | N218891 | 6x8 Wht Shelf Bracket | 1/20/80 | .163 | .79 EA |
| 242500-C | N218925 | 8x10 Wht Shelf Bracket | 1/20/60 | .227 | .89 EA |
| 242519-D | N218958 | 10x12 Wht Shelf Bracket | 1/0/20 | .355 | 1.49 EA |
| 200042-D | N245779 | 12x14 Wht Shelf Bracket | 1/0/20 | .490 | 1.79 EA |

National Mfg.

Shelf And Rod Bracket - 1-piece shelf and rod bracket with adjustable support. 10" high, 12-1/2" projection, and 10-3/4" shelf support area. White.



| Product No. | Mfg. No. | Description | Order Mult. | Weight | Unit Cost |
|-------------|----------|---------------------|-------------|--------|-----------|
| 211354-C | N234971 | Shelf & Rod Bracket | 1/0/20 | 1.156 | 3.49 EA |

National Mfg.

Shelf Bracket - Cold-rolled steel. Baked enamel. White painted finish. Designed for mounting shelves in closets, storage rooms, etc. 9-1/32" high. 10-3/8" projection.



| Product No. | Mfg. No. | Description | Order Mult. | Weight | Unit Cost |
|-------------|----------|-------------------|-------------|--------|-----------|
| 249971-C | N234401 | Wht Shelf Bracket | 1/0/20 | .934 | 3.29 EA |

Knape & Vogt

Heavy-Duty Shelf Bracket - Holds up to 1000 lb. per pair. 5mm thick steel bar construction. White epoxy coat finish. Recommended fasteners (not included) are 3" or longer 5/16" lag screws mounted onto studs.



| Product No. | Mfg. No. | Description | Order Mult. | Weight | Unit Cost |
|-------------|----------|----------------------------|-------------|--------|-----------|
| 242772-C | 208WH300 | 11-3/4" x 8-1/4" x 1-1/8" | 1/0/10 | 1.900 | 5.49 EA |
| 242780-C | 208WH400 | 15-1/2" x 10-1/2" x 1-1/8" | 1/0/10 | 2.600 | 6.79 EA |
| 242799-D | 208WH500 | 19-1/2" x 13" x 1-1/8" | 1/0/10 | 3.300 | 8.29 EA |
| 203327-D | 208WH550 | 21-1/2" x 14-1/2" x 1-1/8" | 1/0/10 | 3.700 | 9.99 EA |

A V F Inc

TV Mount - TV wall mount pivots at the wall. Platform swivels for easy viewing. Channel strip and wall plate hides the TV power cord. For 13" to 17" size TV. UL rated up to 66 lb. Powder-coated epoxy finish. Black.



| Product No. | Mfg. No. | Description | Order Mult. | Weight | Unit Cost |
|-------------|----------|-------------|-------------|--------|-----------|
| 224572-D | 350B | Tv Mount | 1/0/6 | 6.333 | 47.99 EA |

A V F Inc

TV Mount - TV wall mount pivots at the wall. Platform swivels and tilts for easy viewing. Channel strip and wall plate hides the TV power cord. For 13" to 17" size TV. UL rated up to 66 lb. Powder-coated epoxy finish. Silver.



| Product No. | Mfg. No. | Description | Order Mult. | Weight | Unit Cost |
|-------------|----------|-------------|-------------|--------|-----------|
| 224581-D | 350S | Tv Mount | 1/0/6 | 6.333 | 47.99 EA |

A V F Inc

TV Wall Mount - TV wall mount pivots at the wall. Platform swivels and tilts for easy viewing. Channel strip and wall plate hides the TV power cord. For 13" to 17" size TV. UL rated up to 110 lb. Powder-coated epoxy finish. Black.



| Product No. | Mfg. No. | Description | Order Mult. | Weight | Unit Cost |
|-------------|----------|-------------|-------------|--------|-----------|
| 224590-D | 750B | Tv Mount | 1/0/6 | 12.333 | 59.99 EA |

A V F Inc

TV Wall Mount - TV wall mount pivots at the wall. Platform swivels and tilts for easy viewing. Channel strip and wall plate hides the TV power cord. For 13" to 17" size TV. UL rated up to 110 lb. Powder-coated epoxy finish. Silver.



| Product No. | Mfg. No. | Description | Order Mult. | Weight | Unit Cost |
|-------------|----------|-------------|-------------|--------|-----------|
| 224596-D | 750S | Tv Mount | 1/0/6 | 12.333 | 59.99 EA |

A V F Inc

TV And VCR Wall Mount - TV wall mount pivots at the wall. Platform swivels and tilts for easy viewing. Component mount fits neatly under the TV platform. Channel strip and wall plate hides the TV power cord. For 13" to 21" size TV. UL rated up to 100 lb. adjustable component mount 10" to 18". Powder-coated epoxy finish. Black.



| Product No. | Mfg. No. | Description | Order Mult. | Weight | Unit Cost |
|-------------|----------|-------------------|-------------|--------|-----------|
| 224607-B | 650B | Tv/vcr Wall Mount | 1/0/6 | 10.000 | 59.99 EA |

HARDWARE

HARDWARE

A V F Inc

TV And VCR Wall Mount - TV wall mount pivots at the wall. Platform swivels and tilts for easy viewing. Component mount fits neatly under the TV platform. Channel strip and wall plate hides the TV power cord. For 13" to 21" size TV. UL rated up to 100 lb. adjustable component mount 10" to 18". Powder-coated epoxy finish. Black.



| Product No. | Mfg. No. | Description | Order Mult. | Weight | Unit Cost |
|-------------|----------|-------------------|-------------|--------|-----------|
| 224616-B | 650S | Tv/vcr Wall Mount | 1/0/6 | 10.000 | 59.99 EA |

A V F Inc

Heavy-Duty TV Mount - Heavy-duty TV mount arm pivots at the wall. Platform has 2-position downward tilt for easy positioning and viewing. Ideal for commercial locations like restaurants, schools, hotels, and hospitals. Reinforced steel tubing with exclusive clamp design. For TV size 19" to 27". UL rated up to 130 lb. Powder-coated epoxy. Black finish.



| Product No. | Mfg. No. | Description | Order Mult. | Weight | Unit Cost |
|-------------|----------|-------------|-------------|--------|-----------|
| 224626-B | 850B | Hd Tv Mount | 1/0/3 | 20.000 | 64.99 EA |

A V F Inc

Ceiling TV Mount - Heavy-duty ceiling mount turns 360° independent of the platform. Platform has 2-position downward tilt for easy positioning and viewing. Ideal for commercial locations like restaurants, schools, hotels, and hospitals. Reinforced steel tubing with exclusive clamp design. For TV size 19" to 27". UL rated up to 130 lb. Powder-coated epoxy. Black finish.



| Product No. | Mfg. No. | Description | Order Mult. | Weight | Unit Cost |
|-------------|----------|------------------|-------------|--------|-----------|
| 224634-B | 950B | Ceiling Tv Mount | 1/0/3 | 11.000 | 64.99 EA |

A V F Inc

VCR And DVD Mounting Bracket - Universal stackable bracket can be used with all AVF TV mounts. Suitable for VCR, DVD, cable box, or DSS receivers. Fully pivots 360° independently from the TV mount. For components from 10" to 18" in width, and 2.25" to 4" in height. Powder-coated epoxy. Black.



| Product No. | Mfg. No. | Description | Order Mult. | Weight | Unit Cost |
|-------------|----------|--------------------------|-------------|--------|-----------|
| 224650-C | P6138BP | Vcr/dvd Mounting Bracket | 1/0/6 | 4.000 | 29.99 EA |

A V F Inc

VCR And DVD Mounting Bracket - Universal stackable bracket can be used with all AVF TV mounts. Suitable for VCR, DVD, cable box, and DSS receivers. Fully pivots 360° independently from the TV mount. For components from 10" to 18" in width, and 2.25" to 4" in height. Powder-coated epoxy. Silver.



| Product No. | Mfg. No. | Description | Order Mult. | Weight | Unit Cost |
|-------------|----------|--------------------------|-------------|--------|-----------|
| 224652-C | P6138SP | Vcr/dvd Mounting Bracket | 1/0/6 | 4.000 | 29.99 EA |

SHELVING

A V F Inc

TV Fixed Wall Mount - LCD TV mount provides fixed operation. Maximum load: 33 lb. 75mm to 100mm VESA compatible plus adaptor plate for 5" x 4" centers. Lifetime warranty. Wall hardware included. For LCD TVs 15" to 22". Fully compatible with AVF cable cover system.



| Product No. | Mfg. No. | Description | Order Mult. | Weight | Unit Cost |
|-------------|----------|-------------------------|-------------|--------|-----------|
| 224698-B | LCD000 | Lcd Tv Fixed Wall Mount | 1/0/3 | 1.750 | 29.99 EA |

A V F Inc

LCD Tilt Mount - LCD TV mount provides for tilt, swivel, and pivot operation. Maximum load: 33 lb. 75mm to 100mm VESA compatible plus adaptor plate for 5" x 4" center. Lifetime warranty. Wall hardware included. For LCD TVs 15" to 22". Fully compatible with AVF cable cover system.



| Product No. | Mfg. No. | Description | Order Mult. | Weight | Unit Cost |
|-------------|----------|-------------------------|-------------|--------|-----------|
| 224705-B | LCD003 | Lcd Tv Fixed Wall Mount | 1/0/3 | 3.057 | 59.99 EA |

A V F Inc

LCD Plasma TV Wall Mount - LCD retractable TV mount is perfect for the kitchen and allows the LCD TV to fold up securely out of the way when not in use. The mount folds down, tilts, and swivels 180° for optimum viewing. Installs in minutes. Maximum load: 33 lb. 75mm to 100mm VESA compatible. Lifetime warranty. Wall hardware included. For LCD TVs up to 15".



| Product No. | Mfg. No. | Description | Order Mult. | Weight | Unit Cost |
|-------------|----------|--------------------------|-------------|--------|-----------|
| 224714-C | LCD500 | Lcd/plasma Tv Wall Mount | 0/0/1 | 3.682 | 49.99 EA |

A V F Inc

Plasma TV Wall Mount - LCD retractable TV mount is perfect for the kitchen and allows the LCD TV to fold up securely out of the way when not in use. The mount folds down, tilts, and swivels 180° for optimum viewing. Installs in minutes. Maximum load: 33 lb. 75mm to 100mm VESA compatible. Lifetime warranty. Wall hardware included. For LCD TVs 30" to 50".



| Product No. | Mfg. No. | Description | Order Mult. | Weight | Unit Cost |
|-------------|----------|----------------------|-------------|--------|-----------|
| 224732-C | FP1000 | Plasma Tv Wall Mount | 0/0/1 | 24.912 | 149.99 EA |

SHELVING

A V F Inc

Ceiling Speaker Mount - Compatible with most surround sound speakers. Contains 2 ball joint mounts for wall, ceiling, or cabinets. Unique patented design allows 360° swivel and tilt for perfect sound direction.

Maximum weight capacity: 10 lb. All hardware included. Made from zinc for strength and durability. Silver finish.



| Product No. | Mfg. No. | Description | Order Mult. | Weight | Unit Cost |
|-------------|----------|------------------------|-------------|--------|-----------|
| 224689-B | P6199SP | Ceiling Speaker Mounts | 1/0/6 | 1.300 | 39.99 EA |

Edsal

Heavy-Duty Storage Shelving - Super strong, sway free, sturdy steel construction with both back and side braces. Strong X back brace construction. Ribbed shelves and posts. Shelves adjust at 1-1/2" intervals. Double bolt construction with 8 bolts each shelf. Vista gray baked enamel for smooth, rust-resistant finish. Plastic floor protectors included. 500 lb. per unit. 36" x 16" x 72", 5 shelf.



| Product No. | Mfg. No. | Description | Order Mult. | Weight | Unit Cost |
|-------------|----------|------------------|-------------|--------|-----------|
| 212059-C | 7216H | H/d 5-shelf Unit | 0/0/1 | 26.000 | 34.99 EA |

Edsal

Heavy Industrial Duty Rack - Maximum strength modular storage system. Heavy-gauge steel posts and support beams for unparalleled stability. Easily assembled with no nuts or bolts. Extra strong 1/2" particleboard shelves for maximum strength. Shelves adjust at 1-1/2" intervals. Gray baked enamel finish. 1200 lb. per unit. 36" x 18" x 72", 5 shelf unit.



| Product No. | Mfg. No. | Description | Order Mult. | Weight | Unit Cost |
|-------------|----------|-------------------------|-------------|--------|-----------|
| 226149-C | SR100 | Industrial 5-shelf Unit | 0/0/1 | 70.000 | 67.99 EA |

Sensible Storage

Industrial Strength 5-Shelf Kit - Heavier gauge shelf construction makes these the shelving units of choice when heavy bearing capacity is needed. Each shelf is rated to support 800 lb. of evenly distributed static weight. More than enough strength than needed for most industrial storage applications. Maintenance-free black epoxy finish. Dimensions: 18" D. x 42" W. x 72" H.



| Product No. | Mfg. No. | Description | Order Mult. | Weight | Unit Cost |
|-------------|----------|------------------------|-------------|--------|-----------|
| 208402-B | 30061 | Blk H/duty 5-shelf Kit | 0/0/1 | 75.000 | 97.99 EA |

HARDWARE



Plastic Storage Shelving - Manufactured of high-impact, chemical-resistant plastic. Rigid I-beam construction. Ideal for garage, basement, laundry, and utility areas. Easy, quick assembly, no tools required. 56-1/4" H. x 34-1/4" W. x 14-1/4" D. 4 shelf unit. Capacity per shelf: 100 lb. evenly distributed.



| Product No. | Mfg. No. | Description | Order Mult. | Weight | Unit Cost |
|-------------|----------|---------------|-------------|--------|-----------|
| 235377-C | 904 | Charcoal gray | 0/0/1 | 15.000 | 39.99 EA |
| 240028-C | 904W | White | 0/0/1 | 17.000 | 36.49 EA |



Plastic Storage Shelving - Manufactured of high-impact, chemical-resistant plastic. Rigid I-beam construction. Ideal for garage, basement, laundry, and utility areas. Easy quick assembly, no tools required. Charcoal gray. 74" H. x 34-1/4" L. x 14-1/4" D. 5 shelf unit. Capacity per shelf: 100 lb. evenly distributed.



| Product No. | Mfg. No. | Description | Order Mult. | Weight | Unit Cost |
|-------------|----------|-----------------------|-------------|--------|-----------|
| 238996-C | 905 | Gray Durashef 5 Shelf | 0/0/1 | 19.000 | 56.99 EA |



Plastic Vented Shelving - Industrial strength high-impact resistant plastic for heavy-duty applications. Easy, quick assembly, no tools required. Color: Gray. 56-1/4" H. x 34-1/4" W. x 14-1/4" D. 4 shelf unit. Capacity per shelf: 125 lb. per shelf evenly distributed.



| Product No. | Mfg. No. | Description | Order Mult. | Weight | Unit Cost |
|-------------|----------|--------------------------|-------------|--------|-----------|
| 223042-C | 924 | Gray 4-shelf Vented Unit | 0/0/1 | 23.000 | 49.99 EA |



Plastic Vented Shelving - Industrial strength, high-impact resistant plastic for heavy-duty applications. Easy, quick assembly, no tools required. Can be divided into a 3-shelf unit and 2-shelf unit. Color: Gray. 74" H. x 34-1/4" W. x 14-1/4" D. 5 shelf unit. Capacity per shelf: 125 lb. per shelf evenly distributed.



| Product No. | Mfg. No. | Description | Order Mult. | Weight | Unit Cost |
|-------------|----------|--------------------------|-------------|--------|-----------|
| 223034-C | 925 | Gray 5-shelf Vented Unit | 0/0/1 | 29.000 | 59.99 EA |

HARDWARE

HyLoft USA, LLC

HyLoft Heavy-Duty Shelf - 2' x 4' heavy-duty shelves attach directly to the wall. The low profile shelves provide plenty of room below the brackets to install multiple shelves. Manufactured from durable steel with an attractive scratch-resistant white powder-coated finish that will never rust. Supports up to 200 lb. 2 shelves with hardware.



| Product No. | Mfg. No. | Description | Order Mult. | Weight | Unit Cost |
|-------------|----------|------------------|-------------|--------|-----------|
| 205977-B | 00631 | Heavy Duty Shelf | 1/0/20 | 34.700 | 66.99 EA |

HyLoft USA, LLC

Ceiling Mounted Shelf - HyLoft's unique storage system attaches to the garage rafters even through the drywall ceiling over automobiles over the open garage door itself. It adjusts to fit any garage and manufactured from durable steel with an attractive scratch-resistant white powder-coated finish that will never rust. Approximately 4' x 4', has an adjustable height from 16" to 28" and holds 250 lb.



| Product No. | Mfg. No. | Description | Order Mult. | Weight | Unit Cost |
|-------------|----------|-----------------------|-------------|--------|-----------|
| 205968-B | 00540 | Ceiling Mounted Shelf | 1/0/20 | 34.500 | 67.99 EA |

Knap & Vogt

Adjustable Standard - Traditional design with electro-plated finish, except white and black (model No. 80BLK24 thru 80BLK72), painted for a more contemporary look. Allows 1" shelf adjustments using model No. 180 series brackets standard measures 5/8" W. x 13/32" D. Available in anochrome (ANO), brass (BR), painted black (BLK), and painted white (WH) finish.



| Product No. | Mfg. No. | Description | Order Mult. | Weight | Unit Cost |
|-------------|----------|--------------------------|-------------|--------|-----------|
| 211372-C | 80ANO-24 | 24" Anoch Shelf Standard | 1/10/50 | .538 | 2.29 EA |
| 211390-C | 80ANO-36 | 36" Anoch Shelf Standard | 1/10/50 | .840 | 3.29 EA |
| 211416-C | 80ANO-48 | 48" Anoch Shelf Standard | 1/10/50 | 1.120 | 4.49 EA |
| 211425-C | 80ANO-60 | 60" Anoch Shelf Standard | 1/10/50 | 1.400 | 5.29 EA |
| 211434-D | 80ANO-72 | 72" Anoch Shelf Standard | 1/10/50 | 1.680 | 6.49 EA |
| 211452-C | 80BR-24 | 24" Brass Shelf Standard | 1/10/50 | .538 | 2.99 EA |
| 211461-C | 80BR-36 | 36" Brass Shelf Standard | 1/10/50 | .800 | 4.29 EA |
| 211470-D | 80BR-48 | 48" Brass Shelf Standard | 1/10/50 | 1.120 | 5.79 EA |
| 211498-C | 80BR-72 | 72" Brass Shelf Standard | 1/10/50 | 1.680 | 8.49 EA |
| 211273-D | 80BLK24 | 24" Black Shelf Standard | 1/10/50 | .105 | 2.99 EA |
| 211265-C | 80BLK36 | 36" Black Shelf Standard | 1/10/50 | .017 | 3.79 EA |
| 211257-C | 80BLK48 | 48" Black Shelf Standard | 1/10/50 | .205 | 4.99 EA |
| 211222-C | 80BLK72 | 72" Black Shelf Standard | 1/10/50 | .305 | 7.49 EA |
| 217492-C | 80WH | 24" White Shelf Standard | 1/10/50 | .525 | 2.29 EA |
| 217928-D | 80WH | 36" White Shelf Standard | 1/10/50 | .788 | 3.49 EA |
| 218632-C | 80WH | 48" White Shelf Standard | 1/0/10 | 1.120 | 4.49 EA |
| 218721-C | 80WH | 72" White Shelf Standard | 1/0/10 | 1.680 | 6.29 EA |

Knap & Vogt

Boltless Bracket - Traditional design with electro-plated finish, except white and black (model No. 180BLK6 thru 180BLK12) - painted for a more contemporary look. Patented friction grip assures firm and square hold with perfect alignment of shelves. For use with model No. 80 series standards. Available in anochrome (ANO), brass (BR), painted black (BLK), and painted white (WH) finish.



| Product No. | Mfg. No. | Description | Order Mult. | Weight | Unit Cost |
|-------------|------------|----------------------|-------------|--------|-----------|
| 211559-D | 180ANO-6IN | 6" Anochrome Bracket | 1/10/100 | .169 | 1.99 EA |

Continued Next Column

SHELVING

Continued From Previous Column

| Product No. | Mfg. No. | Description | Order Mult. | Weight | Unit Cost |
|-------------|-------------|-----------------------|-------------|--------|-----------|
| 211568-D | 180ANO-8IN | 8" Anochrome Bracket | 1/10/100 | .219 | 1.99 EA |
| 211577-C | 180ANO-10IN | 10" Anochrome Bracket | 1/10/100 | .256 | 1.99 EA |
| 211586-C | 180ANO-12IN | 12" Anochrome Bracket | 1/10/100 | .285 | 2.29 EA |
| 211595-C | 180ANO-14IN | 14" Anochrome Bracket | 1/10/100 | .388 | 2.49 EA |
| 211602-C | 180ANO-16IN | 16" Anochrome Bracket | 1/10/50 | .475 | 2.99 EA |
| 211611-D | 180ANO-18IN | 18" Anochrome Bracket | 1/10/100 | .488 | 3.29 EA |
| 211657-D | 180BR-6IN | 6" Brass Bracket | 1/10/100 | .163 | 2.29 EA |
| 211666-C | 180BR-8IN | 8" Brass Bracket | 1/10/100 | .219 | 2.29 EA |
| 211675-D | 180BR-10IN | 10" Brass Bracket | 1/10/100 | .256 | 2.49 EA |
| 211684-C | 180BR-12IN | 12" Brass Bracket | 1/10/100 | .285 | 2.49 EA |
| 211184-D | 180BLK6 | 6" Black Bracket | 1/10/100 | .017 | 1.99 EA |
| 211176-C | 180BLK8 | 8" Black Bracket | 1/10/100 | .022 | 1.99 EA |
| 211168-D | 180BLK10 | 10" Black Bracket | 1/10/100 | .025 | 2.29 EA |
| 211028-D | 180BLK12 | 12" Black Bracket | 1/10/100 | .029 | 2.49 EA |
| 212941-D | 180WH | 6" White Bracket | 1/10/100 | .174 | 1.99 EA |
| 216322-D | 180WH | 8" White Bracket | 1/10/100 | .206 | 1.99 EA |
| 216830-D | 180WH | 10" White Bracket | 1/10/100 | .250 | 2.29 EA |
| 217312-D | 180WH | 12" White Bracket | 1/10/100 | .288 | 2.49 EA |

Knap & Vogt

Shelf Supports - 3/4" L. x 5/8" W. Use with model No. 233, 255, and 255B standards.



| Product No. | Mfg. No. | Description | Order Mult. | Weight | Unit Cost |
|-------------|----------|--|-------------|--------|-----------|
| 211988-C | 256ZC | 100 supports, loose per box; zinc (ZC) finish | 100/0/1000 | .022 | .13 EA |
| 232233-C | 256P-ZC | 12 supports and 28 nails per poly-bag; zinc (ZC) finish | 1/0/10 | .338 | 2.79 BG |
| 209333-C | 256BR | 100 supports, loose per box; brass (BR) finish | 100/0/1000 | .022 | .19 EA |
| 206057-C | 256P-BR | 12 supports and 28 nails per poly-bag; brass (BR) finish | 1/0/10 | .338 | 3.29 BG |
| 201499-C | 256SPWH | 12 supports and 28 nails per bag; white (WH) finish | 1/0/10 | .284 | 3.79 BG |

Knap & Vogt

Adjustable Shelf Standard - For surface mounting. Easily installed without grooving wood. 13/16" W. x 3/16" H. x 1/2" adjustment. Numbered every inch for shelf alignment. Zinc-plated (ZC) finish.



| Product No. | Mfg. No. | Description | Order Mult. | Weight | Unit Cost |
|-------------|----------|-------------------------|-------------|--------|-----------|
| 211853-D | PK233ZC | 48" Zinc Shelf Standard | 0/0/20 | .560 | 2.49 EA |
| 211862-D | PK233ZC | 72" Zinc Shelf Standard | 0/0/20 | .840 | 3.79 EA |

SHELF BRACKETS

Knap & Vogt

Adjustable Shelf Standard - For flush or surface mounting, has flat surface and square edges. 5/8" W. x 3/16" H., 1/2" adjustment. Numbered every inch for shelf alignment. Bright zinc (ZC), brass-plated (BR), or white (WH) finishes available. Steel. 19-gauge pilasters for built-in shelving and bookcase applications.



| Product No. | Mfg. No. | Description | Order Mult. | Weight | Unit Cost |
|-------------|-----------|--------------------------|-------------|--------|-----------|
| 205432-E | PK255ZC | 36" Zinc Shelf Standard | 0/0/20 | .350 | 1.79 EA |
| 211899-D | PK255ZC | 48" Zinc Shelf Standard | 0/0/20 | .560 | 2.29 EA |
| 211906-D | PK255ZC | 60" Zinc Shelf Standard | 0/0/20 | .700 | 2.79 EA |
| 211915-D | PK255ZC | 72" Zinc Shelf Standard | 0/0/20 | .840 | 3.29 EA |
| 205600-D | PK255BR | 36" Brass Shelf Standard | 0/0/20 | .350 | 1.99 EA |
| 205557-D | PK255BR | 48" Brass Shelf Standard | 0/0/20 | .560 | 2.79 EA |
| 205986-D | PK255BR | 60" Brass Shelf Standard | 0/0/20 | .700 | 3.49 EA |
| 206039-D | PK255BR | 72" Brass Shelf Standard | 0/0/20 | .840 | 3.99 EA |
| 201502-D | PK255WH48 | 48" White Shelf Standard | 0/0/20 | .431 | 2.79 EA |
| 201510-D | PK255WH60 | 60" White Shelf Standard | 0/0/20 | .537 | 3.29 EA |
| 201561-D | PK255WH72 | 72" White Shelf Standard | 0/0/20 | .644 | 3.99 EA |

Knap & Vogt

Twin Slot Standard - Decorative, heavy-duty shelving system offers a dramatic new choice for heavy-duty applications where style and appearance are essential. The twin slotted standard has smooth contemporary design. Shelving can be used for numerous commercial, retail store fixture, custom home, business and medical office applications. Available in white. 16-1/2", 39", and 63" lengths. Use with 182 series bracket.



| Product No. | Mfg. No. | Description | Order Mult. | Weight | Unit Cost |
|-------------|----------|--------------------------|-------------|--------|-----------|
| 237418-D | 82WH16.5 | 16.5" Wht Shelf Standard | 1/0/10 | .720 | 2.99 EA |
| 237442-D | 82WH39 | 39" White Shelf Standard | 1/0/10 | 1.680 | 5.79 EA |
| 237469-D | 82WH63 | 63" White Shelf Standard | 1/0/10 | 3.340 | 9.29 EA |

Knap & Vogt

Shelf Bracket - The lock-in tab bracket provides greater strength and stability. Two 10-1/2" brackets support up to 300 lbs. Brackets designed with access holes to attach shelves to brackets for extra safety. Features screw cover tabs for a more finished look. Available in white. Available in a range of sizes: 7", 9", 10-1/2", 12-1/2", 14-1/2", and 18-1/2" lengths. Use with model No. 82 series standards.



| Product No. | Mfg. No. | Description | Order Mult. | Weight | Unit Cost |
|-------------|-----------|-----------------------|-------------|--------|-----------|
| 237485-D | 182WH7 | 7" White Bracket | 1/0/10 | .290 | 2.49 EA |
| 237507-D | 182WH9 | 9" White Bracket | 1/0/10 | .380 | 2.79 EA |
| 237523-D | 182WH10.5 | 10-1/2" White Bracket | 1/0/10 | .460 | 3.49 EA |
| 237566-D | 182WH12.5 | 12-1/2" White Bracket | 1/0/10 | .560 | 3.79 EA |
| 237582-D | 182WH14.5 | 14-1/2" White Bracket | 1/0/10 | .960 | 4.29 EA |
| 237604-D | 182WH18.5 | 18-1/2" White Bracket | 1/0/10 | 1.190 | 6.79 EA |

Knap & Vogt

Shelving - Solid 5/8" particle board covered with Melatex hard surface laminate, resists stains, impervious to marks and scratches. Easy-to-clean. Available in walnut, oak, and cherry. Shelving is unwrapped.



| Product No. | Mfg. No. | Description | Order Mult. | Weight | Unit Cost |
|-------------|----------|--------------------|-------------|--------|-----------|
| 231145-D | 1980W | 8x24 Walnut Shelf | 1/0/5 | 3.744 | 4.79 EA |
| 231154-D | 1980W | 8x36 Walnut Shelf | 1/0/5 | 5.616 | 7.29 EA |
| 231181-D | 1980W | 10x36 Walnut Shelf | 1/0/5 | 7.020 | 9.29 EA |

Continued Next Column

HARDWARE

Continued From Previous Column

| Product No. | Mfg. No. | Description | Order Mult. | Weight | Unit Cost |
|-------------|----------|--------------------|-------------|--------|-----------|
| 231190-D | 1980W | 10x48 Walnut Shelf | 1/0/5 | 9.360 | 12.49 EA |
| 231519-D | 1980W | 12x24 Walnut Shelf | 1/0/5 | 5.616 | 7.49 EA |
| 231207-D | 1980W | 12x36 Walnut Shelf | 1/0/5 | 8.424 | 10.79 EA |
| 231216-D | 1980W | 12x48 Walnut Shelf | 1/0/5 | 11.232 | 14.49 EA |
| 205141-D | 1980OK | 8x24 Oak Shelf | 1/0/5 | 3.744 | 4.99 EA |
| 205168-D | 1980OK | 8x36 Oak Shelf | 1/0/5 | 5.616 | 7.49 EA |
| 205176-D | 1980OK | 8x48 Oak Shelf | 1/0/5 | 7.488 | 9.79 EA |
| 205184-D | 1980OK | 10x24 Oak Shelf | 1/0/5 | 4.680 | 6.29 EA |
| 205206-D | 1980OK | 10x36 Oak Shelf | 1/0/5 | 7.020 | 9.29 EA |
| 205214-D | 1980OK | 10x48 Oak Shelf | 1/0/5 | 9.360 | 12.49 EA |
| 205222-D | 1980OK | 12x24 Oak Shelf | 1/0/5 | 5.616 | 7.49 EA |
| 205230-D | 1980OK | 12x36 Oak Shelf | 1/0/5 | 8.424 | 10.99 EA |
| 205249-D | 1980OK | 12x48 Oak Shelf | 1/0/5 | 11.232 | 14.79 EA |
| 203343-D | 1980CH | 12x36 Cherry Shelf | 1/0/5 | 8.424 | 10.99 EA |

Knap & Vogt

Shelving - Solid shelves of 5/8" thick high-density particle board covered with hot laminated vinyl. Available in white. Standard shelves.



| Product No. | Mfg. No. | Description | Order Mult. | Weight | Unit Cost |
|-------------|----------|-------------------|-------------|--------|-----------|
| 248673-D | 1980WH | 6x24 White Shelf | 1/0/5 | .560 | 5.29 EA |
| 219310-D | 1980WH | 8x24 White Shelf | 1/0/5 | 3.744 | 4.79 EA |
| 219999-D | 1980WH | 8x36 White Shelf | 1/0/5 | 5.616 | 7.29 EA |
| 220273-D | 1980WH | 8x48 White Shelf | 1/0/5 | 7.488 | 9.79 EA |
| 220549-D | 1980WH | 10x24 White Shelf | 1/0/5 | 4.680 | 5.99 EA |
| 221129-D | 1980WH | 10x36 White Shelf | 1/0/5 | 7.020 | 9.29 EA |
| 221664-D | 1980WH | 10x48 White Shelf | 1/0/5 | 9.360 | 12.49 EA |
| 221904-D | 1980WH | 12x24 White Shelf | 1/0/5 | 5.616 | 7.29 EA |
| 222752-D | 1980WH | 12x36 White Shelf | 1/0/5 | 8.424 | 10.79 EA |
| 224279-D | 1980WH | 12x48 White Shelf | 1/0/5 | 11.232 | 14.49 EA |



5' Spacemaker Closet System - Extra strong shelf and rod shelving, constructed from heavy-gauge steel with durable epoxy finish. For closets 5' wide and under. System includes 3 shelves, single pole and necessary mounting hardware. Triple the use of closet space with an elegant contemporary look.



| Product No. | Mfg. No. | Description | Order Mult. | Weight | Unit Cost |
|-------------|------------|-----------------|-------------|--------|-----------|
| 213624-C | 4015120511 | 5 Closet System | 0/0/1 | 12.000 | 44.49 EA |


HARDWARE

We will gladly special order any items you require, and we can ship most non-stocked items next day!

HARDWARE



8' Spacemaker Closet System - Extra strong shelf and rod shelving, constructed from heavy-gauge steel with durable epoxy finish. For closets 8' wide and under. System includes 5 shelves, 2 poles and necessary mounting hardware. Triple the use of closet space with an elegant contemporary look.



| Product No. | Mfg. No. | Description | Order Mult. | Weight | Unit Cost |
|-------------|------------|------------------|-------------|--------|-----------|
| 213632-D | 4015120811 | 8' Closet System | 0/0/1 | 21.000 | 82.99 EA |




12" Linen Shelf - 6-pieces per carton. Constructed of welded steel rods and coated with a durable bright white epoxy finish. Linen shelf measures 12" D. x 12' L.



| Product No. | Mfg. No. | Description | Order Mult. | Weight | Unit Cost |
|-------------|------------|-----------------|-------------|--------|-----------|
| 217786-E | 1210121211 | 12" Linen Shelf | 0/0/6 | 15.000 | 28.49 EA |



16" Linen Shelf - 6-pieces per carton. Constructed of welded steel rods and coated with a durable bright white epoxy finish. Linen shelf measures 16" D. x 12' L.



| Product No. | Mfg. No. | Description | Order Mult. | Weight | Unit Cost |
|-------------|------------|-----------------|-------------|--------|-----------|
| 217794-D | 1210161211 | 16" Linen Shelf | 0/0/6 | 16.667 | 35.99 EA |




20" Linen Shelf - 6-pieces per carton. Constructed of welded steel rods and coated with a durable bright white epoxy finish. Linen shelf measures 20" D. x 12' L.



| Product No. | Mfg. No. | Description | Order Mult. | Weight | Unit Cost |
|-------------|------------|-----------------|-------------|--------|-----------|
| 237884-D | 1210201211 | 20" Linen Shelf | 0/0/6 | 21.333 | 44.99 EA |



Tight Mesh Linen Shelf - 6-pieces per carton. Tight mesh design keeps the smallest items upright. Constructed of welded steel rods and coated with a durable bright white epoxy finish.



| Product No. | Mfg. No. | Description | Order Mult. | Weight | Unit Cost |
|-------------|------------|-----------------|-------------|--------|-----------|
| 253383-D | 1510121211 | 12" D. x 12' W. | 0/0/6 | 17.400 | 37.99 EA |
| 242667-D | 1510161211 | 16" D. x 12' W. | 0/0/6 | 19.783 | 47.49 EA |




12" Shelf And Rod - 6-pieces per carton. Constructed of welded steel rods and coated with a durable bright white epoxy finish. Shelf and rod measures 12" D. x 12' L. with a clothes hanger rod which eliminates the need for a separate closet pole.



| Product No. | Mfg. No. | Description | Order Mult. | Weight | Unit Cost |
|-------------|------------|---------------|-------------|--------|-----------|
| 217808-B | 1110121211 | 12" Shelf/rod | 0/0/6 | 15.833 | 21.99 EA |



16" Shelf And Rod - 6-pieces per carton. Constructed of welded steel rods and coated with a durable bright white epoxy finish. Shelf and rod measures 16" D. x 12' L. with a clothes hanger rod which eliminates the need for a separate closet pole.



| Product No. | Mfg. No. | Description | Order Mult. | Weight | Unit Cost |
|-------------|------------|---------------|-------------|--------|-----------|
| 217816-D | 1110161211 | 16" Shelf/rod | 0/0/6 | 19.167 | 39.49 EA |




Open Slide II™ Shelf - Heavy-gauge steel and baked on epoxy coating actually bonds to the steel to produce a tough, hardened finish that will not crack, discolor, or become sticky. Open Slide II™ is a continuous slide design that allows uninterrupted hanger movement the entire width of the shelf.



| Product No. | Mfg. No. | Description | Order Mult. | Weight | Unit Cost |
|-------------|------------|-----------------|-------------|--------|-----------|
| 217883-D | 1710121211 | 12" D. x 12' W. | 0/0/6 | 18.833 | 52.99 EA |
| 217875-D | 1710161211 | 16" D. x 12' W. | 0/0/4 | 22.500 | 64.99 EA |



Shelving With Hanging Rod - Heavy-gauge steel and baked-on epoxy finish assures strength and durability. Shelving with hanging rod does double duty with a shelf for storage and a rod for clothes hangers. Hardware sold separately. Color: White.



| Product No. | Mfg. No. | Description | Order Mult. | Weight | Unit Cost |
|-------------|------------|----------------|-------------|--------|-----------|
| 217832-D | 1111124811 | 12" D. x 4' W. | 1/0/6 | 5.167 | 16.49 EA |
| 217824-D | 1111127211 | 12" D. x 6' W. | 1/0/6 | 7.833 | 23.49 EA |

WIRE SHELVING



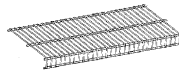
Linen And Storage Shelf - Heavy-gauge steel with a baked-on epoxy finish assures strength and durability. Storage shelf takes on the tough loads everywhere from the kitchen, pantry, and play room to the workshop, garage, and office. Upside down, it converts to a shoe rack with added shoe rack supports. Hardware sold separately. Color: White.



| Product No. | Mfg. No. | Description | Order Mult. | Weight | Unit Cost |
|-------------|------------|----------------|-------------|--------|-----------|
| 217751-D | 1211124811 | 12" D. x 4' W. | 1/0/6 | 5.000 | 13.79 EA |
| 217743-D | 1211127211 | 12" D. x 6' W. | 1/0/6 | 7.500 | 19.99 EA |



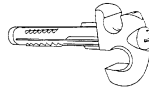
Linen And Storage Shelf - 16" storage shelf. Heavy-gauge steel with a baked-on epoxy finish assures strength and durability. 16" D. x 6' W. Color: White. Hardware sold separately.



| Product No. | Mfg. No. | Description | Order Mult. | Weight | Unit Cost |
|-------------|------------|-------------------|-------------|--------|-----------|
| 217735-D | 1211167211 | 16x72 Linen Shelf | 1/0/6 | 8.333 | 23.99 EA |



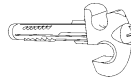
Versa-Clip With Tri-Loc® Anchor - Attaches back of shelving to wall. Strongest back clip in the industry. Universal as a clip and a down back clip. Install into hollow walls or any substrate.



| Product No. | Mfg. No. | Description | Order Mult. | Weight | Unit Cost |
|-------------|------------|--------------------|-------------|--------|-----------|
| 219622-D | 1464662011 | 10-pieces per bag | 1/0/50 | .190 | 4.29 BG |
| 219665-D | 1466662011 | 100-pieces per bag | 1/0/5 | 1.880 | 41.49 BG |



Versa-Clip With Tri-Loc® II Anchor - Attaches back of shelving to wall. Strongest back clip in the industry. Universal as a back clip and a down back clip. Installs into hollow walls or any substrate. 7-pieces per package.



| Product No. | Mfg. No. | Description | Order Mult. | Weight | Unit Cost |
|-------------|------------|---------------------|-------------|--------|-----------|
| 217700-D | 1412662011 | Versa-clip W/anchor | 1/0/12 | .173 | 5.29 CD |



Tri-Loc® II Anchor - Used to attach support brace to drywall. Preassembled with screw for 1/4" hole in drywall. 10-pieces per bag.



| Product No. | Mfg. No. | Description | Order Mult. | Weight | Unit Cost |
|-------------|------------|---------------------|-------------|--------|-----------|
| 219681-D | 1464662311 | 10pk Tri-loc Anchor | 1/0/25 | .154 | 3.29 BG |

HARDWARE



Melamine Shelf - 5/8" melamine shelf for use with solid shelf bracket. Radius edge band on 3 sides, coordinates with O-boxes. Use with brackets model No. 7913141311. Part of Freedom Rail system.



| Product No. | Mfg. No. | Description | Order Mult. | Weight | Unit Cost |
|-------------|------------|-----------------------|-------------|--------|-----------|
| 208714-D | 7313142411 | 14" D. x 2' W., white | 1/0/4 | 6.463 | 13.49 EA |
| 208723-D | 7313143611 | 14" D. x 3' W., white | 1/0/4 | 9.465 | 18.49 EA |
| 208750-D | 7313144811 | 14" D. x 4' W., white | 1/0/4 | 13.220 | 22.49 EA |
| 208769-D | 7313147211 | 14" D. x 6' W., white | 1/0/2 | 19.800 | 32.99 EA |



Sidewall Bracket With Tri-Loc® II Anchor - Attaches to side wall. Supports front end of shelf. Preassembled for 1/4" hole in drywall. Includes screws and anchors.



| Product No. | Mfg. No. | Description | Order Mult. | Weight | Unit Cost |
|-------------|------------|-------------|-------------|--------|-----------|
| 219630-D | 1464662111 | 2 per bag | 1/0/30 | .154 | 3.49 BG |
| 219657-D | 1466662111 | 30 per bag | 1/0/2 | 2.345 | 49.49 BG |



Freedom Rail Twin Shelf Bracket - Epoxy-coated heavy-gauge steel. Ventilated shelf brackets for use with multiple shelving pieces listed below. Color: White.



| Product No. | Mfg. No. | Description | Order Mult. | Weight | Unit Cost |
|-------------|------------|--|-------------|--------|-----------|
| 248576-D | 7913141211 | For use with 12" profile shelf; 12" and 16" shelf with hanging rod, 12" and 16" open slide II, 12" tight mesh and 12" linen and storage shelving | 1/0/10 | .620 | 3.99 EA |
| 248584-C | 7913141611 | For use with 16" profile shelf; 16" tight mesh, 16" linen, and storage shelves | 1/10/50 | 1.150 | 5.49 EA |

HARDWARE



Support Brace - Hooks to shelf, pulls down to locked position. Provides intermediate and/or end support. Used with 12" standard and tight mesh storage shelves, 12" and 16" shelf with hanging rod, and 12" or 16" Open Slide II. Recommended for support every 3'6" span.



| Product No. | Mfg. No. | Description | Order Mult. | Weight | Unit Cost |
|-------------|------------|------------------|-------------|--------|-----------|
| 227366-D | 1412665911 | 2 per card | 1/0/12 | .683 | 7.49 PR |
| 230278-D | 1464665911 | 100 per bulk box | 1/0/100 | .333 | 2.29 EA |



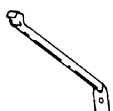
Support Brace - Hooks to shelf, pulls down to locked position. Provides intermediate and/or end support. Used with 16" standard and tight mesh storage shelves and as a center support for 20" tight mesh storage shelf. Recommended for support every 3'6" span.



| Product No. | Mfg. No. | Description | Order Mult. | Weight | Unit Cost |
|-------------|------------|-----------------|-------------|--------|-----------|
| 217689-D | 1412666111 | 2 per bag | 1/0/12 | .833 | 9.29 BG |
| 230286-D | 1464666111 | 40 per bulk box | 1/0/40 | .278 | 2.49 EA |



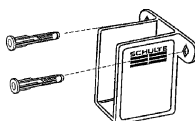
Support Brace - Hooks to shelf, pulls down to locked position. Provides intermediate and/or end support. Used with 20" storage/linen shelf or standard and tight mesh storage shelves.



| Product No. | Mfg. No. | Description | Order Mult. | Weight | Unit Cost |
|-------------|------------|-------------------|-------------|--------|-----------|
| 237892-D | 1465666311 | 20" Support Brace | 1/0/30 | .390 | 2.49 EA |



Open Slide II End Bracket - Attaches to side walls. Supports front of shelf from sidewalls. The bracket comes complete with Tri-Loc® II anchors. Consumer retail package. 2 per bag.



| Product No. | Mfg. No. | Description | Order Mult. | Weight | Unit Cost |
|-------------|------------|------------------------|-------------|--------|-----------|
| 217719-D | 1412662111 | Open Slide End Bracket | 1/0/12 | .189 | 3.99 CD |



Adjustable Pole Clips And Caps - Used with vertical support pole. Clips are used to attach shelf to support pole. Base caps are used to protect floor. 5 clips and 2 caps per bag.



| Product No. | Mfg. No. | Description | Order Mult. | Weight | Unit Cost |
|-------------|------------|------------------|-------------|--------|-----------|
| 230332-D | 1464666511 | Pole Clips & Cap | 1/0/25 | .100 | 4.79 BG |



Vertical Support Pole - For use on open-end installation, or as a center support. Use with base cap and adjustable pole clip. Measures 84".



| Product No. | Mfg. No. | Description | Order Mult. | Weight | Unit Cost |
|-------------|------------|-----------------------|-------------|--------|-----------|
| 217905-D | 1465667311 | 84" Vert Support Pole | 0/0/12 | .792 | 7.99 EA |



Freedom Rail Shelf Locator - Shelf locators form a secure connection between the wood shelf bracket and melamine or glass shelving. No tools required. Shelf undersides are not defaced. Locators can be removed if adjusting shelves. For single shelf or 2 shelves. Will work with glass shelving. Contents: 12 clear acrylic shelf tabs with pre-applied double sided tape. 6 No. 6 Phillips screws.



| Product No. | Mfg. No. | Description | Order Mult. | Weight | Unit Cost |
|-------------|------------|---------------|-------------|--------|-----------|
| 202177-D | 7913915840 | Shelf Locator | 1/0/12 | .208 | 4.99 CD |



Freedom Rail End Cap - Profile end caps, for use with profile shelving. Enough end caps per card for 3 shelves. 6 double, 12 small, and 6 large. Color: White.



| Product No. | Mfg. No. | Description | Order Mult. | Weight | Unit Cost |
|-------------|------------|----------------|-------------|--------|-----------|
| 201626-D | 7913660011 | White End Caps | 1/0/12 | .292 | 2.79 CD |



Freedom Rail Rod Clip - The rod clip supports the chrome rod under the ventilated shelf bracket. Its unique design provides uninterrupted sliding of hangers along the chrome rod. Snaps into place and stays secure. Color: Chrome finish.



| Product No. | Mfg. No. | Description | Order Mult. | Weight | Unit Cost |
|-------------|------------|-----------------|-------------|--------|-----------|
| 201553-D | 7913150034 | Chrome Rod Clip | 1/0/12 | .292 | 2.49 EA |

CLOSET RODS



Rod Stop - Insert into both ends of the chrome rod. With the open-slide feature, you will always want to provide a rod stop to prevent hangers from falling off. Chrome closet rods. Snaps into place. Color: Chrome. 1 pair per bag.



| Product No. | Mfg. No. | Description | Order Mult. | Weight | Unit Cost |
|-------------|------------|------------------|-------------|--------|-----------|
| 201383-D | 7913151034 | Chrome Rod Stops | 1/0/12 | .209 | 3.79 BG |



Freedom Rail Chrome Rod - Chrome rods are securely attached to the rod clip for uninterrupted hanging space. Chrome rods are available in the same sizes as the profile shelf for easy specification and quick installation. Purchase rod stops separately to complete the job. Cut to size with hacksaw blade for exact size.



| Product No. | Mfg. No. | Description | Order Mult. | Weight | Unit Cost |
|-------------|------------|-------------|-------------|--------|-----------|
| 200301-D | 7913152434 | 2' | 1/0/8 | 1.000 | 4.29 EA |
| 219392-D | 7913153634 | 3' | 1/0/8 | 1.425 | 6.29 EA |
| 200603-D | 7913154834 | 4' | 1/0/8 | 2.000 | 8.29 EA |
| 201882-D | 7913157234 | 6' | 1/0/8 | 3.000 | 12.49 EA |
| 200794-D | 7913159634 | 8' | 1/0/8 | 4.000 | 16.49 EA |

Sterling Corp., John

Do it® Closet Rod - Adjustable to fit any closet. End flanges simplify installation to hook rail. Screws included. Lustra finish. Features blister package header for retail display.



| Product No. | Mfg. No. | Description | Order Mult. | Weight | Unit Cost |
|-------------|----------|---------------------|-------------|--------|-----------|
| 226400-D | 226400 | Extends 18" to 30" | 1/0/10 | 1.100 | 3.39 EA |
| 226464-D | 226464 | Extends 30" to 48" | 1/0/10 | 1.500 | 4.49 EA |
| 226473-D | 226473 | Extends 48" to 72" | 1/0/10 | 2.500 | 6.39 EA |
| 226482-D | 226482 | Extends 72" to 96" | 1/0/10 | 3.300 | 7.99 EA |
| 226525-D | 226525 | Extends 72" to 120" | 1/0/10 | 3.600 | 9.79 EA |
| 226936-D | 226936 | Extends 96" to 144" | 1/0/10 | 5.300 | 11.79 EA |

National Mfg.

Pole Socket - Steel sockets for mounting wood closet poles up to 1-3/8" in diameter. Satin brass finish. Screws included.



| Product No. | Mfg. No. | Description | Order Mult. | Weight | Unit Cost |
|-------------|----------|-------------------------|-------------|--------|-----------|
| 242136-D | N191551 | 1-3/8" Satin Brs Socket | 1/10/50 | .208 | 1.49 PK |

National Mfg.

Pole Socket Set - For wooden clothes poles up to 1-3/8" diameter. Single screw mounting. White styrene. Available in visual pack or stock pack. Includes screws. 1 set per visual or stock pack.

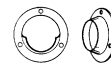


| Product No. | Mfg. No. | Description | Order Mult. | Weight | Unit Cost |
|-------------|----------|------------------------|-------------|--------|-----------|
| 234838-D | N154567 | 1-3/8" Wht Pole Socket | 1/8/48 | .080 | 1.29 PK |
| 234847-D | N154559 | 1-3/8" Wht Pole Socket | 1/0/15 | .080 | .79 PK |

HARDWARE

Sterling Corp., John

Closet Pole Socket - Steel sockets for poles up to 1-3/8" diameter. Brass-plated. 2 per card. Screws included.



| Product No. | Mfg. No. | Description | Order Mult. | Weight | Unit Cost |
|-------------|-----------|-----------------------|-------------|--------|-----------|
| 218008-D | BC-0039-3 | 2pk Brass Pole Socket | 1/0/10 | .004 | 1.99 CD |

Sterling Corp., John

Pole Socket - Molded white plastic sockets for poles 1-1/4" diameter. 2 per card.



| Product No. | Mfg. No. | Description | Order Mult. | Weight | Unit Cost |
|-------------|----------|---------------------|-------------|--------|-----------|
| 215155-E | BC-0037 | 2pk Wht Pole Socket | 1/0/10 | .133 | 1.29 CD |

Sterling Corp., John

Closet Rod - Extra heavy-duty adjustable closet rods. 1-1/4" diameter, steel tube. 22-gauge. Durable, scratch-resistant white powder-coat finish. Easy slide finish.



| Product No. | Mfg. No. | Description | Order Mult. | Weight | Unit Cost |
|-------------|----------------|-------------|-------------|--------|-----------|
| 214914-D | RP-0021-30/48 | 30" to 48" | 1/0/10 | 1.100 | 9.79 EA |
| 214930-D | RP-0021-48/72 | 48" to 72" | 1/0/10 | 2.500 | 12.99 EA |
| 214949-D | RP-0021-72/120 | 72" to 120" | 1/0/10 | 3.600 | 19.79 EA |

Sterling Corp., John

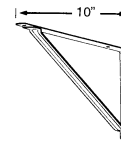
Closet Pole - Extra heavy-duty cut-to-length poles. Large 1-1/4" diameter, steel tube. 22-gauge. Durable, scratch-resistant white powder-coat finish. Easy slide finish. Cut-to-length poles in 3 sizes: 4', 6', and 8'.



| Product No. | Mfg. No. | Description | Order Mult. | Weight | Unit Cost |
|-------------|----------|----------------------|-------------|--------|-----------|
| 215074-D | 0018-4 | 4' x 1-1/4" diameter | 1/0/8 | 1.750 | 7.99 EA |
| 215112-D | 0018-6 | 6' x 1-1/4" diameter | 1/0/8 | 2.500 | 10.99 EA |
| 215287-D | 0018-8 | 8' x 1-1/4" diameter | 1/0/8 | 3.250 | 13.49 EA |

Sterling Corp., John

Shelf Bracket - Heavy-duty shelf bracket (12-gauge) thick steel. 10". White. Less screws.



| Product No. | Mfg. No. | Description | Order Mult. | Weight | Unit Cost |
|-------------|------------|---------------------|-------------|--------|-----------|
| 214906-D | RP-0046-WT | White Shelf Bracket | 1/0/20 | 1.000 | 2.49 EA |

HARDWARE

Sterling Corp., John

Shelf Bracket - Heavy-duty shelf and rod bracket. (12-gauge) thick steel. 10-3/4". White. Less screws.



| Product No. | Mfg. No. | Description | Order Mult. | Weight | Unit Cost |
|-------------|------------|-------------------------|-------------|--------|-----------|
| 214892-C | RP-0045-WT | White Shelf/rod Bracket | 1/0/20 | 1.000 | 2.39 EA |

Sterling Corp., John

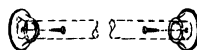
Shelf Bracket - Shelf and rod bracket of wrought steel, embossed for extra strength (16-gauge). Pole bracket takes 1-3/8" rod, snaps into place. Supports shelves to 12" wide, bracket depth is 11". Screws are not included. White. With UPC stickers.



| Product No. | Mfg. No. | Description | Order Mult. | Weight | Unit Cost |
|-------------|-------------|-------------------------|-------------|--------|-----------|
| 211256-D | RP-0044-BWT | White Shelf/rod Bracket | 1/0/20 | .800 | 1.99 EA |

Waddell

Pole Socket - Made of hard Maple for maximum strength. Use as supporting pole for hanging clothes in closets, wardrobes, etc. Extra deep holes to prevent heavily loaded poles from dropping out. 1 socket is slotted so the pole can be easily put in or be removed. Packed 1 set in plastic bag with screws.



| Product No. | Mfg. No. | Description | Order Mult. | Weight | Unit Cost |
|-------------|----------|----------------------|-------------|--------|-----------|
| 208655-D | 410DI | 1-3/8" Do it™ brand | 1/0/15 | .133 | 1.99 BG |
| 253766-D | 415D | 1-3/4" Waddell brand | 1/0/15 | .014 | 3.99 BG |

Lido Designs

Closet Rod - 1-5/16" closet rod. The strongest rod available for all your closet needs. This heavy-duty steel closet rod comes in 6' and 8' lengths.



| Product No. | Mfg. No. | Description | Order Mult. | Weight | Unit Cost |
|-------------|--------------|-----------------------------|-------------|--------|-----------|
| 257273-C | LB-10-A106/6 | 6', chrome | 1/0/6 | 6.113 | 25.49 EA |
| 257265-C | LB-10-A106/8 | 8', chrome | 1/0/6 | 8.194 | 34.49 EA |
| 207671-C | LB-26-A106/6 | 6', white | 1/0/6 | 12.208 | 15.49 EA |
| 207680-C | LB-26-A106/8 | 8', white | 1/0/6 | 12.208 | 21.49 EA |
| 219659-C | LB-44-A106/6 | 6', brushed stainless steel | 1/0/6 | 1.000 | 31.99 EA |
| 219668-C | LB-44-A106/8 | 8', brushed stainless steel | 1/0/6 | 1.000 | 41.49 EA |

Lido Designs

Extend and Lock Closet Rods - Extendable rods fit all closets. High grade rust proof steel. Concealed wall attachments. Easy to install. No cutting required. Mounting hardware included.



| Product No. | Mfg. No. | Description | Order Mult. | Weight | Unit Cost |
|-------------|-----------------|-------------------|-------------|--------|-----------|
| 222663-C | LB-26-E103/2030 | White, 20" to 30" | 1/0/6 | 1.667 | 6.79 EA |

Continued Next Column

CLOSET RODS

Continued From Previous Column

| Product No. | Mfg. No. | Description | Order Mult. | Weight | Unit Cost |
|-------------|------------------|------------------------------|-------------|--------|-----------|
| 222627-D | LB-26-E103/3048 | White, 30" to 48" | 1/0/6 | 2.000 | 8.29 EA |
| 222636-D | LB-26-E103/4872 | White, 48" to 72" | 1/0/6 | 2.667 | 11.49 EA |
| 222654-D | LB-26-E103/72120 | White, 72" to 120" | 1/0/6 | 3.833 | 15.49 EA |
| 222672-D | LB-44-E103/2030 | Stainless steel, 20" to 30" | 1/0/6 | 1.667 | 8.79 EA |
| 222618-D | LB-44-E103/3048 | Stainless steel, 30" to 40" | 1/0/6 | 2.000 | 11.49 EA |
| 222645-D | LB-44-E103/4872 | Stainless steel, 48" to 72" | 1/0/6 | 2.667 | 13.99 EA |
| 222658-B | LB-44-E103/72120 | Stainless steel, 72" to 120" | 1/0/6 | 3.833 | 16.49 EA |

Lido Designs

Shelf And Hang Rod Bracket - Heavy-duty steel closet rod and shelf support. Supports closet rods up to 1-1/2" in diameter, and shelves up to 12" in depth.



| Product No. | Mfg. No. | Description | Order Mult. | Weight | Unit Cost |
|-------------|-------------|--------------|-------------|--------|-----------|
| 257281-C | LB-10-8150 | Chrome | 1/0/8 | .721 | 9.49 EA |
| 207699-C | LB-26-8150A | White | 1/0/8 | 1.500 | 4.79 EA |
| 212687-C | LB-14-8150A | Satin nickel | 1/0/8 | 1.375 | 9.49 EA |

Lido Designs

Closet Rod Flange Set - Highest quality, chrome-plated zinc closet rod flange sets. The strongest pole supports in the industry. The flanges have the deepest pole sockets and provide the strongest and safest rod support. Works with closet poles up to 1-5/16" in diameter.



| Product No. | Mfg. No. | Description | Order Mult. | Weight | Unit Cost |
|-------------|--------------|--------------|-------------|--------|-----------|
| 257303-C | LB-10-505SET | Chrome | 1/12/48 | .458 | 5.79 EA |
| 257494-C | LB-26-505SET | White | 1/12/48 | .458 | 4.79 EA |
| 213138-C | LB-14-505SET | Satin nickel | 1/0/12 | .500 | 5.79 EA |

Thermwell Prods. Co.

A/C Safe® Air Conditioner Window Supports - Air conditioner supports transfer the weight of the air conditioner from the window sash and sill to the support and window frame. Constructed for long service life, made of epoxy-coated steel with stainless steel hardware, nylon fixtures, and neoprene rubber mounting pads. Air conditioner supports ensure a more secure installation with minimal chance of damage to the window, window parts, or outside wall. Fits wall thickness 4" to 11". Easy indoor installation eliminates all exterior work. 2 year limited warranty. White.



| Product No. | Mfg. No. | Description | Order Mult. | Weight | Unit Cost |
|-------------|----------|---|-------------|--------|-----------|
| 274968-C | ACB80H | Light-duty, load rated to 80 lb., use with most 5000 to 10,000 BTU units | 1/0/6 | 2.500 | 38.99 EA |
| 274976-C | ACB160H | Heavy-duty, load rated to 160 lb., use with most 12,000 to 24,000 BTU units | 1/0/6 | 3.167 | 49.99 EA |

CLOSET PARTS

Ebco Tools

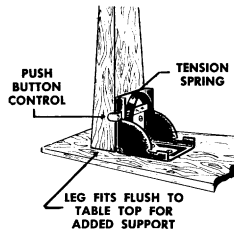
Folding Table Legs - Strong 1" steel tubular legs; tightly welded joints; protective plastic tips. Create tables from discarded doors, boards, etc. Folds flat. Complete with hardware; locking device of heavy-gauge steel. Height 29". Set of 2. Gloss black finish.



| Product No. | Mfg. No. | Description | Order Mult. | Weight | Unit Cost |
|-------------|----------|--------------------------|-------------|--------|-----------|
| 208028-D | APF-B | 29"blk Folding Table Leg | 0/0/1 | 11.000 | 32.99 SET |

Ardor Mfg.

Folding Leg Brackets - Made of heavy-gauge metal. Spring-action locking. Locks open or closed. Leg fits flush to table for added support. Packed 4 per set. Cadmium finish. Size: 3" x 3" x 2".



| Product No. | Mfg. No. | Description | Order Mult. | Weight | Unit Cost |
|-------------|----------|---------------------|-------------|--------|-----------|
| 224484-D | BP-400 | Folding Leg Bracket | 1/0/12 | 1.604 | 15.79 SET |

National Mfg.

Chair And Corner Brace - For bracing tables, chairs, and church pews. 1" x 1" x 3/4" W. V-pac of 4. Screws included.



| Product No. | Mfg. No. | Description | Order Mult. | Weight | Unit Cost |
|-------------|----------|----------------|-------------|--------|-----------|
| 201677-D | N176347 | Antique bronze | 1/5/40 | .176 | 2.29 PK |

Liberty Hardware Mfg

Bumper - 4 per card, 10 cards per box.



| Product No. | Mfg. No. | Description | Order Mult. | Weight | Unit Cost |
|-------------|----------|---------------------|-------------|--------|-----------|
| 223109-D | 430XC | 1/2" plastic, brown | 1/0/10 | .040 | .79 CD |
| 223092-D | 432XC | 3/4" plastic, brown | 1/0/10 | .050 | .89 CD |
| 223083-D | 434XC | 7/8" plastic, brown | 1/0/10 | .070 | .89 CD |
| 222958-D | 436XC | 1/2" rubber, gray | 1/0/10 | .040 | .69 CD |
| 222887-D | 438XC | 5/8" rubber, gray | 1/0/10 | .050 | .89 CD |
| 222878-D | 439XC | 3/4" rubber, gray | 1/0/10 | .050 | .89 CD |

Some products shown may need to be special ordered for your convenience!

HARDWARE

Liberty Hardware Mfg

Tack Bumper - 4 per card, 10 cards per box. Black.



| Product No. | Mfg. No. | Description | Order Mult. | Weight | Unit Cost |
|-------------|----------|-------------|-------------|--------|-----------|
| 222869-D | 440XC | 3/8" | 1/0/10 | .040 | .79 CD |
| 222743-D | 442XC | 5/8" | 1/0/10 | .040 | .89 CD |

Liberty Hardware Mfg

Self-Adhesive Bumper - 4 per card, 10 cards per box. Brown.



| Product No. | Mfg. No. | Description | Order Mult. | Weight | Unit Cost |
|-------------|----------|-------------|-------------|--------|-----------|
| 222734-D | 444XC | 1/2" | 1/0/10 | .040 | .99 CD |
| 222725-D | 446XC | 3/4" | 1/0/10 | .060 | 1.29 CD |

Liberty Hardware Mfg


Self-Adhesive Bumper - 5/16" diameter. 12 per card. 10 cards per box. Clear.



| Product No. | Mfg. No. | Description | Order Mult. | Weight | Unit Cost |
|-------------|----------|--------------------------|-------------|--------|-----------|
| 219193-E | 429XC | 12pk 5/16" Adhesv Bumper | 1/0/10 | .036 | 1.79 CD |

Liberty Hardware Mfg

Felt Pad - 8 per card, 10 cards per box. Brown.



| Product No. | Mfg. No. | Description | Order Mult. | Weight | Unit Cost |
|-------------|----------|-------------|-------------|--------|-----------|
| 222716-D | 448XC | 3/8" | 1/0/10 | .030 | .69 CD |
| 222333-D | 450XC | 1/2" | 1/0/10 | .030 | .79 CD |

Liberty Hardware Mfg

Self-Adhesive Cork Pad - 1/8" x 1/2". 9 per card. 10 cards per box.



| Product No. | Mfg. No. | Description | Order Mult. | Weight | Unit Cost |
|-------------|----------|--------------------------|-------------|--------|-----------|
| 219185-D | 452XC | 1/8x1/2 Adhesve Cork Pad | 1/0/10 | .036 | .99 CD |

HARDWARE

Liberty Hardware Mfg

Self-Adhesive Velvet Sheet - 3" x 3-3/4". 1 per card. 10 cards per box. Green.



| Product No. | Mfg. No. | Description | Order Mult. | Weight | Unit Cost |
|-------------|----------|--------------------------|-------------|--------|-----------|
| 219177-D | 454XC | 3x3-3/4 Grn Velvet Sheet | 1/0/10 | .046 | .99 CD |

Magic Sliders

20mm and 25mm Magic Sliders - As seen on TV. Moves everything as if it had wheels. Move up to 1600 lb. Won't scratch your floors. Works on any kind of surface: Wood floors, vinyl, ceramic tile, and carpeting. Ideal for small-footed furniture or accessories, such as chairs, TVs, stereos, speakers, microwaves, computers, coffee tables, plants, and lamps. Will slide over doorsteps or floor edges with a height difference of up to 3/16". Color: Grey. Contents: 8 per card.



| Product No. | Mfg. No. | Description | Order Mult. | Weight | Unit Cost |
|-------------|----------|---|-------------|--------|-----------|
| 201196-B | 08200 | 20mm (3/4" diameter) round, with screws | 1/0/10 | 1.270 | 7.79 EA |
| 201098-B | 08025 | 25mm (1" diameter) round, screws not included | 1/0/10 | 1.025 | 6.79 EA |

Magic Sliders

22mm Magic Sliders - As seen on TV. 22mm disc with nail (7/8" diameter). Moves everything as if it had wheels. Move up to 1600 lb. Won't scratch your floors. Works on any kind of surface: Wood floors, vinyl, ceramic tile, and carpeting. Ideal for moving all small wood-leg furniture: Chairs, coffee tables, lamp tables, dressers and stools. Will slide over doorsteps or floor edges with a height difference of up to 3/16". Color: Grey. Contents 8 per card.



| Product No. | Mfg. No. | Description | Order Mult. | Weight | Unit Cost |
|-------------|----------|-----------------------|-------------|--------|-----------|
| 201114-B | 08221 | 22mm Rnd Magic Slider | 1/0/10 | 1.025 | 7.79 EA |

Magic Sliders

22mm to 25mm and 27mm to 32mm Grip Tip Magic Sliders - As seen on TV. Moves everything as if it had wheels. Move up to 1600 lb. Won't scratch your floors. Works on any kind of surface: Wood floors, vinyl, ceramic tile, and carpeting. Ideal to move stools, chairs, folding chairs, and tables. Will slide over doorsteps or floor edges with a height difference of up to 3/16". Grip tips stretch to grip a range of popular leg diameters. No adhesive required. Color: Grey. Contents: 4 grip tips per card. For round furniture legs.



| Product No. | Mfg. No. | Description | Order Mult. | Weight | Unit Cost |
|-------------|----------|---|-------------|--------|-----------|
| 201203-C | 04225 | 22 to 25mm round grip tip (7/8" x 1") | 1/0/10 | .820 | 4.49 EA |
| 201132-B | 04273 | 27 to 32mm round grip tip (1-1/8" x 1-1/4") | 1/0/10 | .920 | 5.49 EA |

Magic Sliders

50mm Magic Sliders - As seen on TV. 50mm disc (2" diameter) moves everything as if it had wheels. Move up to 2500 lb. Won't scratch your floors. Works on any kind of surface: Wood floors, vinyl, ceramic tile, and carpeting. For all appliances and footed furniture. Ideal to move refrigerators, sofas, tables, stoves, beds, dressers, washers, and dryers. Will slide over doorsteps or floor edges with a height difference of up to 3/16". Can be used over and over or attached permanently with the double-face tape provided (or epoxy or Crazy Glue Gel). Color: Grey. Contents: 4 sliding discs with adhesive.



| Product No. | Mfg. No. | Description | Order Mult. | Weight | Unit Cost |
|-------------|----------|-----------------------|-------------|--------|-----------|
| 201141-B | 04050 | 50mm Rnd Magic Slider | 1/0/10 | 1.620 | 6.79 EA |

Magic Sliders

60mm Magic Sliders - As seen on TV. 60mm disc (2-3/8" diameter) moves everything as if it had wheels. Move up to 2500 lb. Won't scratch your floors. Works on any kind of surface: Wood floors, vinyl, ceramic tile, and carpeting. Ideal to move entertainment centers, bookcases, filing cabinets, armoires, desks, wall units, and sideboards. Will slide over doorsteps or floor edges with a height difference of up to 3/16". Can be used over and over or attached permanently with the double-face tape provided (or epoxy or Crazy Glue Gel). Color: Grey. Contents: 4 sliding discs with adhesive. For all solid based furniture.



| Product No. | Mfg. No. | Description | Order Mult. | Weight | Unit Cost |
|-------------|----------|-----------------------|-------------|--------|-----------|
| 201150-B | 04060 | 60mm Rnd Magic Slider | 1/0/10 | 2.120 | 7.79 EA |

Magic Sliders

Magic Sliders - As seen on TV. Moves everything as if it had wheels. Move up to 3200 lb. Won't scratch your floors. Works on any kind of surface: Wood floors, vinyl, ceramic tile, and carpeting. Ideal to move armoires, desks, filing cabinets, wall units, sideboards, bookcases, and entertainment centers. Will slide over doorsteps or floor edges with a height difference of up to 3/16". No adhesive required. Color: Grey.



| Product No. | Mfg. No. | Description | Order Mult. | Weight | Unit Cost |
|-------------|----------|---|-------------|--------|-----------|
| 201187-B | 04124 | 24 x 100mm (15/16" x 4") rectangle with screw, 4 per card | 1/0/10 | 1.770 | 7.79 EA |

Magic Sliders

100mm Magic Sliders - As seen on TV. 100mm disc (4" diameter) moves everything as if it had wheels. Move up to 3200 lb. Won't scratch your floors. Works on any kind of surface: Wood floors, vinyl, ceramic tile, and carpeting. Move any heavy furniture or appliance and then remove and reuse. Will slide over doorsteps or floor edges with a height difference of up to 3/16". Color: Grey. Contents: 4 reuseable sliding discs.



| Product No. | Mfg. No. | Description | Order Mult. | Weight | Unit Cost |
|-------------|----------|------------------------|-------------|--------|-----------|
| 201212-D | 04100 | 100mm Rnd Magic Slider | 1/0/3 | 1.833 | 31.49 EA |

SLIDERS



Concave Round Magic Sliders - As seen on TV. 60mm (2-3/8" diameter) concave round. Moves everything as if it had wheels. Move up to 2500 lb. Won't scratch your floors. Works on any kind of surface: Wood floors, vinyl, ceramic tile, and carpeting. Ideal for casters or nonpermanent applications on footed furniture. For moving: Sofas, refrigerators, beds, tables, dressers, washers, dryers, and stoves. Will slide over doorsteps or floor edges with a height difference of up to 3/16". Color: Grey. Contents: 4 per card.



| Product No. | Mfg. No. | Description | Order Mult. | Weight | Unit Cost |
|-------------|----------|--------------------------|-------------|--------|-----------|
| 201221-B | 04600 | 60mm Concave Magic Slide | 1/0/5 | 3.190 | 9.99 EA |

Faultless Caster

Do it@ Square Sliding Caster - Super Slidex, the sliding casters. Move everything as if on wheels. Sliding pads provide maximum mobility on any floor surface while keeping a low over all height for stability. Square. Brown. 4 per card.



| Product No. | Mfg. No. | Description | Order Mult. | Weight | Unit Cost |
|-------------|----------|-------------|-------------|--------|-----------|
| 253332-D | 23137 | 1-3/8" | 1/0/5 | .190 | 5.99 EA |
| 253340-D | 23138 | 2-1/8" | 1/0/5 | .418 | 6.29 EA |

Faultless Caster

Dual Wheel Stem Caster - Independent wheel rotation adds mobility on any floor surface. Nylon wheels in textured black. Full nylon hood. 2", 2-1/2" overall height. 90 lb. load capacity. 29/64" x 1-9/16" bore dimension. Stem size: 7/16" diameter x 1" L. Bulk pack. Cross Reference: Model No. 32230 PBIT335T-50SST, 32228 PBIT332-50BLK, 32226 PBIT334-50BRA, 32243 PBITW32-50BLK, 32244 PBITY32-50BLK, 32231 PBIT93ST-50SST, 32229 PBIT932-50BLK, 32227 PBIT934-50BRA, 32086 PBIT 932-40BLK, and 32087 PBIT 332-40BLK.



| Product No. | Mfg. No. | Description | Order Mult. | Weight | Unit Cost |
|-------------|----------|----------------------|-------------|--------|-----------|
| 243639-D | 23910 | 2" Dual Wheel Caster | 1/0/100 | .220 | 3.29 EA |

Faultless Caster

Dual Wheel Threaded Stem Caster - Independent wheel rotation adds mobility on any floor surface. Nylon wheels in textured black. Full nylon hood. 2", 2-1/2" overall height. 90 lb. load capacity. 5/16"-18-1" stem. Bulk pack. Cross Reference: Model No. 32230 PBIT335T-50SST, 32228 PBIT332-50BLK, 32226 PBIT334-50BRA, 32243 PBITW32-50BLK, 32244 PBITY32-50BLK, 32231 PBIT93ST-50SST, 32229 PBIT932-50BLK, 32227 PBIT934-50BRA, 32086 PBIT932-40BLK, and 32087 PBIT332-40BLK.



| Product No. | Mfg. No. | Description | Order Mult. | Weight | Unit Cost |
|-------------|----------|----------------------|-------------|--------|-----------|
| 243604-D | 23911 | 2" Dual Wheel Caster | 1/0/100 | .240 | 3.29 EA |

HARDWARE

Faultless Caster

Swivel Caster - Heavy-duty for general use in factories, stores, warehouses, farms, etc. Rubberex heavy-duty wheel.



| Product No. | Mfg. No. | Description | Order Mult. | Weight | Unit Cost |
|-------------|----------|--|-------------|--------|-----------|
| 216714-D | 23714 | 2", 2-1/2" overall height, 90 lb. load capacity, 1-11/16" swivel radius, 15/16" x 2-1/8" hole spacing, 1-7/8" x 2-9/16" top plate | 1/0/50 | .480 | 3.99 EA |
| 203033-D | 23716 | 2", 2-1/2" overall height, 90 lb. load capacity, 1-11/16" swivel radius, 15/16" x 2-1/2" hole spacing, 1-7/8" x 2-9/16" top plate, side brake | 1/0/50 | .520 | 6.49 EA |
| 216901-D | 23718 | 2-1/2", 3-1/4" overall height, 100 lb. load capacity, 2-1/4" swivel radius, 1-3/4" x 3" hole spacing, 2-3/4" x 3-13/16" plate size | 1/0/50 | 1.120 | 8.29 EA |
| 225002-D | 23719 | 2-1/2", 3-1/4" overall height, 100 lb. load capacity, 2-1/4" swivel radius, 1-3/4" x 3" hole spacing, 2-3/4" x 3-13/16" plate size, side brake | 1/0/25 | .590 | 10.79 EA |
| 225241-D | 23720 | 3", 3-13/16" overall height, 175" lb. load capacity, 2-3/8" swivel radius, 2-3/8" x 3-3/8" hole spacing, 3-1/8" x 4-1/8" plate size | 1/0/25 | 1.520 | 9.29 EA |
| 202851-D | 23722 | 3", 3-13/16" overall height, 175 lb. load capacity, 2-3/8" swivel radius, 2-3/8" x 3-3/8" hole spacing, 3-1/8" x 4-1/8" plate size, side brake | 1/0/25 | 1.480 | 11.79 EA |
| 206105-D | 23736 | 4", 5" overall height, 200 lb. load capacity, 3-7/16" swivel radius, 1-3/4" x 2-15/16" hole spacing, 2-1/2" x 3-5/8" plate size | 1/0/20 | 2.250 | 12.99 EA |
| 206113-D | 23738 | 4" 5" overall height, 200 lb. load capacity, 3-7/16" swivel radius, 1-3/4" x 2-15/16" hole spacing, 2-1/2" x 3-5/8" plate size, side brake | 1/0/20 | 2.400 | 21.99 EA |
| 206121-D | 23740 | 5", 6-1/8" overall height, 200 lb. load capacity, 3-15/16" swivel radius, 1-3/4" x 2-15/16" hole spacing, 2-1/2" x 3-5/8" plate size | 1/0/10 | 2.800 | 15.99 EA |
| 206148-D | 23742 | 5", 6-1/8" overall height, 240 lb. load capacity, 3-15/16" swivel radius, 1-3/4" x 2" to 2-15/16" hole spacing, 2-1/2" x 3-5/8" plate size, side brake | 1/0/10 | 2.900 | 23.49 EA |

HARDWARE

CASTER

Faultless Caster

Swivel Caster - Heavy-duty for general use in factories, stores, warehouses, farms, etc. Polyflex wheel.



| Product No. | Mfg. No. | Description | Order Mult. | Weight | Unit Cost |
|-------------|----------|--|-------------|--------|-----------|
| 239658-D | 25229 | 2" wheel, 2-1/2" overall height, 150 lb. load capacity, 1-11/16" swivel radius, 15/16" x 2-1/8" hole spacing, 1-7/8" x 2-9/16" top plate | 1/0/50 | .360 | 2.79 EA |
| 239623-D | 25230 | 2-1/2" wheel, 3-1/4" overall height, 220 lb. load capacity, 2-1/4" swivel radius, 1-3/4" x 3" hole spacing, 2-3/4" x 3-13/16" plate size | 1/0/50 | 1.160 | 5.79 EA |
| 239593-D | 25231 | 3" wheel, 3-13/16" overall height, 270 lb. load capacity, 2-3/8" swivel radius, 2-3/8" x 3-3/8" hole spacing, 3-1/8" x 4-1/8" plate size | 1/0/25 | 1.480 | 6.29 EA |
| 239585-D | 25276 | 4" wheel, 5" overall height, 350 lb. load capacity, 3-7/16" swivel radius, 1-3/4" x 2-15/16" hole spacing, 2-1/2" x 3-5/8" plate size | 1/0/20 | 3.100 | 9.29 EA |

Faultless Caster

Rigid Caster - Heavy-duty for general use in factories, stores, warehouses, farms, etc. Rubberex heavy-duty wheel.



| Product No. | Mfg. No. | Description | Order Mult. | Weight | Unit Cost |
|-------------|----------|---|-------------|--------|-----------|
| 203157-D | 23770 | 2", 2-1/2" overall height, 90 lb. load capacity, 15/16" x 2-1/8" hole spacing, 1-1/2" x 2-21/32" plate size | 1/0/50 | .320 | 3.79 EA |
| 203114-D | 23772 | 2-1/2", 3-1/4" overall height, 90 lb. load capacity, 1-1/16" x 3-1/2" hole spacing, 2-1/4" x 4-7/16" plate size | 1/0/50 | .780 | 7.29 EA |
| 203122-D | 23774 | 3", 3-13/16" overall height, 175 lb. load capacity, 1-3/16" x 3-1/2" hole spacing, 2-1/2" x 4-15/16" plate size | 1/0/25 | 1.280 | 8.49 EA |
| 206156-D | 23900 | 4", 5" overall height, 200 lb. capacity, 2-5/8" x 1-3/4" x 2-15/16" hole spacing, 2-1/2" x 3-5/8" plate size | 1/0/20 | 2.000 | 11.99 EA |
| 206164-D | 23902 | 5", 6-1/8" overall height, 200 lb. capacity, 2-5/8" x 3" hole spacing, 2-1/2" x 3-5/8" plate size | 1/0/10 | 4.000 | 15.49 EA |

Faultless Caster

Rigid Caster - Heavy-duty for general use in factories, stores, warehouses, farms, etc. Polyflex wheel.



| Product No. | Mfg. No. | Description | Order Mult. | Weight | Unit Cost |
|-------------|----------|---|-------------|--------|-----------|
| 239364-D | 25804 | 2" wheel, 2-1/2" overall height, 150 lb. load capacity, 15/16" x 2-1/8" hole spacing, 1-1/2" x 2-21/32" plate size | 1/0/50 | .360 | 2.49 EA |
| 230170-D | 25805 | 2-1/2" wheel, 3-1/4" overall height, 220 lb. load capacity, 1-1/16" x 3-1/2" hole spacing, 2-1/4" x 4-7/16" plate size | 1/0/50 | .840 | 4.79 EA |
| 229032-D | 25806 | 3" wheel, 3-13/16" overall height, 270 lb. load capacity, 1-3/16" x 3-1/2" hole spacing, 2-1/2" x 4-15/16" plate size | 1/0/25 | 1.320 | 6.29 EA |
| 227315-D | 27327 | 4" wheel, 5" overall height, 350 lb. load capacity, 2-5/8" x 1-3/4" x 2-15/16" hole spacing, 2-1/2" x 3-5/8" plate size | 1/0/20 | 2.150 | 8.29 EA |

Faultless Caster

Swivel Caster - Extra heavy-duty for general use in factories, stores, warehouses, farms, etc. Polyflex wheel. 700 lb. load capacity. 6" swivel. 7-1/4" overall height, 2-3/4" x 3-1/4" hole spacing, 3-7/8" x 4-1/2" plate size. Cross Reference: Model No. 23700 108-2R, 23702 108-2-1/2R, 23704 108-3R, 23752 508-2R, 23753 508-2-1/2R, 23774 508-3R, 23848 14616, and 23872 34616.



| Product No. | Mfg. No. | Description | Order Mult. | Weight | Unit Cost |
|-------------|----------|------------------|-------------|--------|-----------|
| 225010-D | 23848 | 6" Swivel Caster | 1/0/4 | 4.500 | 37.99 EA |

Faultless Caster

Rigid Caster - Extra heavy-duty for general use in factories, stores, warehouses, farms, etc. Polyflex wheel. 700 lb. load capacity. 6" rigid. 7-1/4" overall height, 2-3/4" x 3-1/4" hole spacing, 3-7/8" x 4-1/2" plate size. Cross Reference: Model No. 23700 108-2R, 23702 108-2-1/2R, 23704 108-3R, 23752 508-2R, 23753 508-2-1/2R, 23774 508-3R, 23848 14616, and 23872 34616.



| Product No. | Mfg. No. | Description | Order Mult. | Weight | Unit Cost |
|-------------|----------|-----------------|-------------|--------|-----------|
| 225029-D | 23872 | 6" Rigid Caster | 1/0/4 | 4.000 | 25.99 EA |

CASTER

HARDWARE

Faultless Caster

Swivel Caster - Heavy-duty for general use in factories, stores, warehouses, farms, etc. Sintered iron extra heavy-duty casters. Cross Reference: Model No. 23700 108-2R, 23702 108-2-1/2R, 23704 108-3R, 23752 508-2R, 23753 508-2-1/2R, 23774 508-3R, 23848 14616, and 23872 34616.



| Product No. | Mfg. No. | Description | Order Mult. | Weight | Unit Cost |
|-------------|----------|--|-------------|--------|-----------|
| 203068-D | 23700 | 2", 2-1/2" overall height, 150 lb. load capacity, 2-1/2" swivel radius, 15/16" x 2-1/8" hole spacing, 1-7/8" x 2-9/16" plate size | 1/0/50 | .760 | 3.99 EA |
| 203076-D | 23702 | 2-1/2", 3-1/4" overall height, 200 lb. load capacity, 3-3/16" swivel radius, 1-3/4" x 3" hole spacing, 2-3/8" x 3-13/16" plate size | 1/0/25 | 1.640 | 9.29 EA |
| 225232-D | 23704 | 3", 3-13/16" overall height, 300 lb. load capacity, 3-13/16" swivel radius, 2-3/8" x 3-3/8" hole spacing, 3-1/8" x 4-1/8" plate size | 1/0/25 | 1.880 | 10.49 EA |

Faultless Caster

Rigid Caster - Heavy-duty for general use in factories, stores, warehouses, farms, etc. Sintered iron extra heavy-duty casters. Cross Reference: Model No. 23700 108-2R, 23702 108-2-1/2R, 23704 108-3R, 23752 508-2R, 23753 508-2-1/2R, 23774 508-3R, 23848 14616, and 23872 34616.



| Product No. | Mfg. No. | Description | Order Mult. | Weight | Unit Cost |
|-------------|----------|---|-------------|--------|-----------|
| 203084-D | 23752 | 2", 2-1/2" overall height, 150 lb. capacity, 15/16" x 2-1/8" hole spacing, 1-1/2" x 2-21/32" plate size | 1/0/50 | .640 | 3.79 EA |
| 203092-D | 23753 | 2-1/2", 3-1/4" overall height, 200 lb. capacity, 1-1/16" x 3-1/2" hole spacing, 2-1/4" x 4-7/16" plate size | 1/0/25 | 1.440 | 7.99 EA |
| 203106-D | 23756 | 3", 3-13/16" overall height, 300 lb. capacity, 1-3/16" x 4" hole spacing, 2-1/2" x 4-15/16" plate size | 1/0/25 | 1.640 | 10.49 EA |

Faultless Caster

Threaded Stem Caster - Easy swiveling double ball bearing construction. Corrosion-resistant zinc. Use on metal furniture, carts, racks, and appliances. Rubberex nonmarking wheels.



| Product No. | Mfg. No. | Description | Order Mult. | Weight | Unit Cost |
|-------------|----------|---|-------------|--------|-----------|
| 203203-D | 29390 | 2", 2-17/32" overall height, 80 lb. load capacity, 3/8" -16 x 1-1/2" stem | 1/0/100 | .375 | 6.29 EA |
| 243582-D | 23917 | 3", 3-1/2" overall height, 90 lb. load capacity, 3/8"-16 x 1-1/2" stem | 1/0/50 | .630 | 8.79 EA |
| 243590-D | 23919 | 4", 4-11/16" overall height, 115 lb. load capacity, 1/2"-13 x 1-1/2" stem | 1/0/25 | 1.180 | 16.49 EA |

Faultless Caster

Caster - Double ball bearing construction for heavy furniture, appliances, and equipment. Nickel finish. Rubberex wheel. 2" diameter; 80 lb. load capacity. Riveted axle. 7/16" stem diameter, 1-3/8" long. Stem size: 7/16" diameter x 1" L. Overall height 2-17/32".



| Product No. | Mfg. No. | Description | Order Mult. | Weight | Unit Cost |
|-------------|----------|------------------|-------------|--------|-----------|
| 203181-D | 29384 | 2" Office Caster | 1/0/200 | .405 | 6.29 EA |

Faultless Caster

Do it® Caster Insert - Used to adapt traditional wood stem style casters to aluminum or steel tubing applications. 4 per card.



| Product No. | Mfg. No. | Description | Order Mult. | Weight | Unit Cost |
|-------------|----------|---|-------------|--------|-----------|
| 226548-D | 32071 | 1/2" O.D., .430 I.D. tubing diameter, 1-7/16" minimum hole depth | 1/0/10 | .054 | 1.79 EA |
| 202797-D | 32182 | 5/8" O.D., .555 I.D. tubing diameter, 1-7/16" minimum hole depth, 3/4" bottom flange diameter | 1/0/10 | .088 | 1.79 EA |
| 202800-D | 32183 | 3/4" O.D., .680 I.D. tubing diameter, 1-7/16" minimum hole depth, 7/8" bottom flange diameter | 1/0/10 | .088 | 1.79 EA |
| 202819-D | 32184 | 7/8" O.D., .811 I.D. tubing diameter, 1-7/16" minimum hole depth, 29/32" bottom flange diameter | 1/0/10 | .088 | 1.79 EA |
| 202835-C | 32185 | 1" O.D., .930 I.D. tubing diameter, 1-1/2" minimum hole depth, 1.108 bottom flange diameter | 1/0/10 | .088 | 1.99 EA |

HARDWARE

Faultless Caster

Caster Cup - Nonskid plastic. Protects hard floors. Clear. 4-pieces per card.



| Product No. | Mfg. No. | Description | Order Mult. | Weight | Unit Cost |
|-------------|----------|---------------|-------------|--------|-----------|
| 209929-D | 32143 | 1-1/2" round | 1/0/10 | .125 | 1.99 EA |
| 209937-D | 32144 | 2" round | 1/0/10 | .175 | 2.29 EA |
| 209945-D | 32145 | 2-1/4" square | 1/0/10 | .200 | 2.29 EA |

Faultless Caster

Do it® Nail-On Carpet Glide - Brown plastic glide with carpet base for use on straight wooden leg furniture. Protects all types of floors. Not recommended for seating applications. 4-pieces per card.



| Product No. | Mfg. No. | Description | Order Mult. | Weight | Unit Cost |
|-------------|----------|-----------------|-------------|--------|-----------|
| 210129-D | 32161 | 1" diameter | 1/0/10 | .075 | 2.29 EA |
| 210137-D | 32162 | 1-1/4" diameter | 1/0/10 | .100 | 2.49 EA |

Faultless Caster

Do it® Vinyl Leg Tip - High tip. Fits round metal or wood legs to protect floors. Tips work on angles or straight legs. Black or white. 4-pieces per card.



| Product No. | Mfg. No. | Description | Order Mult. | Weight | Unit Cost |
|-------------|----------|--------------|-------------|--------|-----------|
| 226904-D | 32075 | 1/2" white | 1/0/10 | .079 | 1.29 EA |
| 209392-D | 32100 | 5/8" white | 1/0/10 | .050 | 1.29 EA |
| 209406-E | 32101 | 3/4" white | 1/0/10 | .050 | 1.49 EA |
| 209414-D | 32102 | 7/8" white | 1/0/10 | .070 | 1.49 EA |
| 209422-D | 32103 | 1" white | 1/0/10 | .070 | 1.49 EA |
| 209430-D | 32104 | 1-1/8" white | 1/0/10 | .090 | 2.29 EA |
| 226785-D | 32077 | 1/2" black | 1/0/10 | .076 | 1.29 EA |
| 209449-D | 32105 | 5/8" black | 1/0/10 | .050 | 1.29 EA |
| 209457-E | 32106 | 3/4" black | 1/0/10 | .050 | 1.49 EA |
| 209473-D | 32107 | 7/8" black | 1/0/10 | .070 | 1.49 EA |
| 209481-D | 32108 | 1" black | 1/0/10 | .070 | 1.49 EA |
| 209503-D | 32109 | 1-1/8" black | 1/0/10 | .090 | 2.29 EA |

Faultless Caster

Do it® Bulk-Rubber Leg Tip - Fits round metal or wooden legs to protect floors. Tips work on angled or straight legs. 40-pieces per carton.



| Product No. | Mfg. No. | Description | Order Mult. | Weight | Unit Cost |
|-------------|----------|--------------|-------------|--------|-----------|
| 214361-E | 31974 | 1/2" black | 0/0/40 | .050 | .39 EA |
| 214353-E | 31975 | 1/2" white | 0/0/40 | .050 | .39 EA |
| 214345-E | 31976 | 5/8" black | 0/0/40 | .063 | .39 EA |
| 214337-E | 31977 | 5/8" white | 0/0/40 | .063 | .39 EA |
| 214329-E | 31978 | 3/4" black | 0/0/40 | .088 | .39 EA |
| 214221-E | 31979 | 3/4" white | 0/0/40 | .088 | .39 EA |
| 214248-E | 31980 | 7/8" black | 0/0/40 | .100 | .39 EA |
| 214256-E | 31981 | 7/8" white | 0/0/40 | .100 | .39 EA |
| 214264-E | 31982 | 1" black | 0/0/40 | .125 | .49 EA |
| 214272-E | 31983 | 1" white | 0/0/40 | .125 | .49 EA |
| 214280-E | 31984 | 1-1/8" black | 0/0/40 | .138 | .49 EA |

Continued Next Column


CASTER

Continued From Previous Column

| Product No. | Mfg. No. | Description | Order Mult. | Weight | Unit Cost |
|-------------|----------|--------------|-------------|--------|-----------|
| 214299-E | 31985 | 1-1/8" white | 0/0/40 | .138 | .49 EA |
| 214302-D | 31986 | 1-1/4" black | 0/0/40 | .150 | .49 EA |
| 214310-D | 31987 | 1-1/4" white | 0/0/40 | .150 | .49 EA |

Faultless Caster

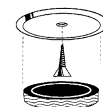
Do it® Feltac Round Felt Pad - Protects furniture, floors, and walls. Makes furniture easier to move. Beige. Ultra-strength pressure sensitive adhesive ensures adhesion to any surface. Optimum fibre density ensures long term durability. Rigid fibre eliminates displacement of felt pad under furniture.



| Product No. | Mfg. No. | Description | Order Mult. | Weight | Unit Cost |
|-------------|----------|--|-------------|--------|-----------|
| 239348-D | 23069 | 3/4" diameter, 24-pieces per card | 1/10/50 | .080 | 3.49 EA |
| 239259-D | 23061 | 1-1/8" diameter, 16-pieces per card | 1/10/50 | .080 | 3.49 EA |
| 239267-D | 23062 | 1-7/8" diameter 6-pieces per card | 1/10/50 | .080 | 3.49 EA |
| 236845-D | 23083 | 1" diameter, heavy-duty, 16-pieces per card | 1/10/50 | .050 | 3.29 EA |
| 237167-D | 23084 | 1-1/2" diameter, heavy-duty, 8-pieces per card | 1/10/50 | .050 | 3.29 EA |
| 237817-D | 23085 | 1" square, heavy-duty, 24-pieces per card | 1/10/50 | .063 | 3.29 EA |

Faultless Caster

Do it® Feltac Round Felt Pad With Nylon Disc - Nylon reinforcement disc holds pad under irregular furniture legs. 8 per card. Ultra-strength pressure sensitive adhesive ensures adhesion to any surface. Optimum fibre density ensures long term durability. Rigid fibre eliminates displacement of felt pad under furniture.



| Product No. | Mfg. No. | Description | Order Mult. | Weight | Unit Cost |
|-------------|----------|------------------------|-------------|--------|-----------|
| 239291-D | 23065 | White, 1-1/8" diameter | 1/10/50 | .080 | 3.49 EA |
| 239305-D | 23066 | Black, 1-1/8" diameter | 1/10/50 | .080 | 3.49 EA |
| 240370-D | 23080 | White, 3/4" diameter | 1/10/50 | .056 | 3.29 EA |

Faultless Caster

4" x 6-1/2" Sheet Feltac™ Ultra Pad - Protect your investment in your home and furnishings - both floors and furniture legs. Reduce irritating *screeches* and *unsightly scratches* when moving furniture. Combine the rugged durability of commercial strength Velcro™ with the gentle protection of heavy-duty cushioned felt. Install on furniture legs - chairs, couches, tables, china cabinets, servers, desk, credenzas, etc. For use on ceramic, hardwood, laminate, terrazzo, vinyl, or sealed concrete floor surfaces. Quick and easy installation - just *peel and stick*. Neutral color felt pads (beige) blend in with but do not detract from floors or furniture. Inspect pads periodically for wear, replace as required. Package contains: 2 Feltac sheets and 1 Velcro™ sheet.



| Product No. | Mfg. No. | Description | Order Mult. | Weight | Unit Cost |
|-------------|----------|--------------------|-------------|--------|-----------|
| 212202-D | 23234 | 4x6-1/2 Felt Sheet | 1/0/10 | .216 | 6.99 CD |

Faultless Caster

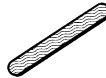
Feltac™ Ultra Self-Adhesive Pads - Protect your investment in your home and furnishings - both floors and furniture legs. Reduce irritating *screeches and unsightly scratches* when moving furniture. Combine the rugged durability of commercial strength Velcro™ with the gentle protection of heavy-duty cushioned felt. Install on furniture legs - chairs, couches, tables, china cabinets, servers, desk, credenzas, etc. For use on ceramic, hardwood, laminate, terrazzo, vinyl, or sealed concrete floor surfaces. Quick and easy installation - just *peel and stick*. Neutral color felt pads (beige) blend in with but do not detract from floors or furniture. Inspect pads periodically for wear, replace as required. Package contains enough for initial installation and 1 set of replacements.



| Product No. | Mfg. No. | Description | Order Mult. | Weight | Unit Cost |
|-------------|----------|--|-------------|--------|-----------|
| 212246-D | 23231 | 3/4" 12 Velcro™ self-adhesive attachments and 24 heavy-duty Feltac™ pads | 1/0/10 | .068 | 5.49 CD |
| 212228-D | 23232 | 1" 8 Velcro™ self adhesive attachments and 16 heavy-duty Feltac™ pads | 1/0/10 | .068 | 5.49 CD |
| 212219-D | 23233 | 1-7/8" 4 Velcro™ self-adhesive attachments and 8 heavy-duty Feltac™ pads | 1/0/10 | .098 | 5.49 CD |

Faultless Caster

Do it® Feltac Felt Strip - 1/2" x 2-5/8" precut narrow strip. Protects rocking chairs, tubular furniture and other metal surfaces. 16 per card. Beige. Ultra-strength pressure sensitive adhesive ensures adhesion to any surface. Optimum fibre density ensures long term durability. Rigid fibre eliminates displacement of felt pad under furniture.



| Product No. | Mfg. No. | Description | Order Mult. | Weight | Unit Cost |
|-------------|----------|----------------------|-------------|--------|-----------|
| 239321-D | 23068 | 2-5/8x1/2 Felt Strip | 1/10/50 | .080 | 3.49 EA |

**WHAT You
NEED
WHEN You
NEED It!**

[illegible]