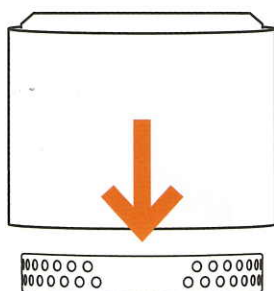




HOW TO USE YOUR FIRE PIT STAND

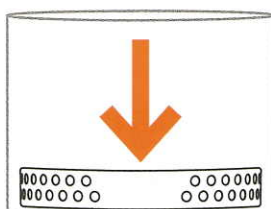
Step 1

Use your stand to provide extra protection to heat sensitive surfaces such as wood decks. Before lighting your fire pit, place the stand on a level surface and center your fire pit on top of the stand. Light your fire pit and enjoy!

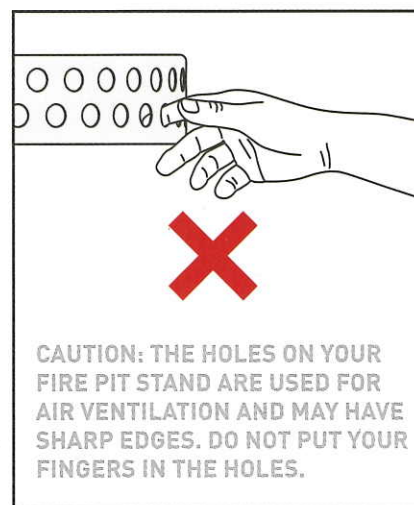


Step 2

For easy storage, place your fire pit stand directly inside your fire pit. Always place your fire pit in its carrying case or under its weatherproof cover (certain models) when not in use.



SAFETY WARNING



TIPS & GOOD THINGS TO KNOW

Your fire pit stand was designed to elevate your fire pit away from heat sensitive surfaces such as wood decks. Fire pits burn extremely hot and hot air may still gather underneath. Please use with caution and at your own risk.

FOR QUESTIONS OR COMMENTS, PLEASE VISIT [SOLOSTOVE.COM](https://www.solostove.com) OR EMAIL US AT HELP@SOLOSTOVE.COM.