Tenda

Quick Installation Guide

4G LTE Advanced POCKET WIFI HOTSPOT
Model: 4G180

Package Contents

4G LTE Advanced Pocket WiFi Hotspot X 1
Li-ion Battery X 1
USB Cable X 1
User Manual X 1

For product or function details, please go to www.tendacn.com to download the user guide.

Install SIM card and Battery

❶ Remove the back cover, Install Micro SIM card and Battery.

Note:
- Nano SIM card must be converted using the provided SIM card tray.
- SIM card and SD card are not included.

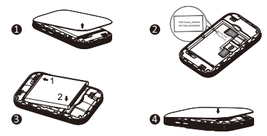

❷ Press the ⏻ button down to turn on the device.

❸ The LED screen lights up. Wait a few seconds. The device is successfully connected to the Internet.

Note:
If can't access the Internet, refer to **Q1** in **FAQ** to find a solution.

Access the Internet

◆ Connect your wired device, such as a computer, to the Micro USB port of the Hotspot using an Ethernet cable.

◆ Connect your wireless device, such as a smart phone, to the Wi-Fi network of the Hotspot using the Wi-Fi Name and **Wi-Fi Key** labeled on the inner side of the back cover.

To further configure the Hotspot, log in to the web UI of the Hotspot by visiting **192.168.0.1** on a connected device.

Note:
If you cannot log in to the web UI of the Hotspot, refer to **Q3** in **FAQ**.

LED indicators

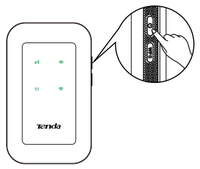

LED indicator	Status	Description
	4 bars	Excellent signal
	3 bars	Good signal
	2 bars	Fair signal
	1 bars	Bad signal
	Solid on	Search the available signal and connected the Internet
	Blinking	Search the available signal and disconnected the Internet
	Red	No signal
	Red Blinking	Battery power is less 20% of its capacity
	Red Solid on	Battery power is between 20% and 25% of its capacity
	Green Solid on	Battery power is over 25% of its capacity
	Green Blinking	Battery is in charging,it will turn to solid green after fully charged
	Green Blinking 5 time	New income SMS is received or the storage space is full
	Green Solid on	There is unread SMS
	Off	No unread SMS
	Green Solid on	The Wi-Fi network is disconnected
	Green Blinking	The Wi-Fi network is connected
	Off	The Wi-Fi network is disabled

Charging your Mobile Wi-Fi hotspot

◆ Method 1: Via wall outlet

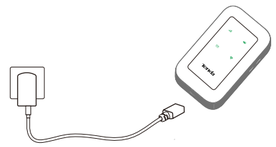

◆ Method 2:Via Computer

FAQ

Q1. I cannot access the Internet. What should I do?

A1. Verify your USIM/SIM is prepaid and has enough balance.
A2. Verify your device is always in the valid range.
A3. Verify you input the correct pass phrase (Wi-Fi Key) when connecting to this mobile hotspot's SSID (Wi-Fi name). Verify that you input the default PIN code of SIM card if your service provider has provided you with a PIN code.
A4. Close firewall of your computer.

Q2. When the device is connected via the USB cable, the driver of this device isn't installed automatically. What should I do?

A1. Restart your PC or notebook.
A2. Unplug the USB cable and plug it again.
A3. Click Open folder to view files, click the 4G Mi-Fi driver setup program and then follow onscreen installations to install the program.
A4. On your desktop, double click computer (in Windows 7 OS), locate the CD driver and double click it to install the program.

Q3.I cannot login to its web UI. What should I do?

A1. Verify that your terminal device (notebook, smart phone, iPad, etc.) is connecting to 4G180.
A2. Clear the cookies and caches of the browser you launch.

A3. Close all browser and reopen one.
A4. Verify that your terminal device has obtained an IP address within the range of 192.168.0.2~192.168.0.253 (default).
A5. Verify that you've entered the correct login IP address 192.168.0.1(default).

Q5: How to change my Wi-Fi name and Wi-Fi Key?

A1. Log in to the web UI of the Hotspot on your wired or wireless device, navigate to **Wi-Fi Settings** > **Wi-Fi Name & Wi-Fi Key** and customize your Wi-Fi name and Wi-Fi Key.

CE

CE Mark Warning

This is a Class B product. In a domestic environment, this product may cause radio interference, in which case the user may be required to take adequate measures.
This equipment should be installed and operated with minimum distance 20cm between the device and your body.
NOTE:
(1) The manufacturer is not responsible for any radio or TV interference caused by unauthorized modifications to this equipment.
(2) To avoid unnecessary radiation interference, it is recommended to use a shielded USB cable.

Declaration of Conformity

Hereby, SHENZHEN TENDA TECHNOLOGY CO., LTD. declares that the radio equipment type 4G180 is in compliance with Directive 2014/53/EU.
The full text of the EU declaration of conformity is available at the following internet address:
http://www.tendacn.com/en/service/download-cata-106.html
Operating Frequency:
2.4 GHz: EU/2400-2483.5MHz (CH1-CH13)
EIRP Power (Max.): 2.4 GHz < 20dBm
Software Version: XFNJ_B03P14_F231CE_V3.0_SM_FX_TD_PXXX

Español
DECLARACIÓN UE DE CONFORMIDAD SIMPLIFICADA
Por la presente, SHENZHEN TENDA TECHNOLOGY CO., LTD., declara que e1 tipo de equipo radioelectrico 4G180 es conforme con 1a Directiva 2014/53/UE.
El texto completo de la declaratión UE de conformidad está disponible en la direcctión Internet siguiente:
http://www.tendacn.com/en/service/download-cata-106.html

Čeština
ZJEDNODUõENÉ EU PROHLÁõENÍ O SHODč
Tímto SHENZHEN TENDA TECHNOLOGY CO., LTD., prohlaŐuje, Ůe typ rádiového zařízení 4G180 je v souladu se smĎrnicí 2014/53/EU.
Úplné znĎní EU prohláŐení o shodĎ je k dispozici na této internetové adrese:

http://www.tendacn.com/en/service/download-cata-106.html

Deutsch
VEREINFACHTE EU-KONFORMITÄTSERKLÄRUNG
Hiermit erklärt SHENZHEN TENDA TECHNOLOGY CO., LTD., dass der Funkanlagentyp 4G180 der Richtlinie 2014/53/EU entspricht.
Der vollständige Text der EU-Konformitätserklärung ist unter der folgenden Internetadresse verfügbar:
http://www.tendacn.com/en/service/download-cata-106.html

Français
DECLARATION UE DE CONFORMITE SIMPLIFIEE
Le soussigné, SHENZHEN TENDA TECHNOLOGY CO., LTD., déclare que l'équipement radioélectrique du type 4G180 est conforme à la directive 2014/53/UE.
Le texte complet de la déclaration UE de conformité est disponible à l'adresse internet suivante:
http://www.tendacn.com/en/service/download-cata-106.html

Italiano
Il fabbricante, SHENZHEN TENDA TECHNOLOGY CO., LTD., dichiara che il tipo di apparecchiatura radio 4G180 è conforme alla direttiva 2014/53/UE.
Il testo completo della dichiarazione di conformità UE è disponibile al seguente indirizzo Internet:
http://www.tendacn.com/en/service/download-cata-106.html

Polski
UPROSZCZONA DEKLARACJA ZGODNOŚCI UE
SHENZHEN TENDA TECHNOLOGY CO., LTD. niniejszym oświadcza, że typ urządzenia radiowego 4G180 jest zgodny z dyrektywą 2014/53/UE.
Pełny tekst deklaracji zgodności UE jest dostępny pod następującym adresem internetowym:
http://www.tendacn.com/en/service/download-cata-106.html

Português
DECLARAÇÃO UE DE CONFORMIDADE SIMPLIFICADA
O(a) abaixo assinado(a)
SHENZHEN TENDA TECHNOLOGY CO., LTD. declara que o presente tipo de equipamento de rádio 4G180 está em conformidade com a Diretiva 2014/53/UE.
O texto integral da declaração de conformidade está disponível no seguinte endereço de Internet:
http://www.tendacn.com/en/service/download-cata-106.html

Română
DECLARAȚIA UE DE CONFORMITATE SIMPLIFICATĂ
Prin prezenta, SHENZHEN TENDA TECHNOLOGY CO., LTD. declară că tipul de echipamente radio 4G180 este în conformitate cu Directiva 2014/53/UE.
Textul integral al declarației UE de conformitate este disponibil la următoarea adresă internet:
http://www.tendacn.com/en/service/download-cata-106.html

Русский
Декларация соответствия
Настоящим, SHENZHEN TENDA TECHNOLOGY CO. LTD. заявляет, что радиооборудование типа 4G180 соответствует Директиве 2014/53 / ЕС.
Полный текст декларации соответствия ЕС доступен по следующему интернет-адресу:
http://www.tendacn.com/en/service/download-cata-106.html

Caution:

Battery Model: 4G
Manufacturer: Shenzhen Powercome Electronics Co., LTD

Operating Environment

Temperature: 0°C-40°C
Humidity: (10 - 90) %RH, non-condensing

RECYCLING

This product bears the selective sorting symbol for Waste electrical and electronic equipment (WEEE). This means that this product must be handled pursuant to European directive 2012/19/EU in order to be recycled or dismantled to minimize its impact on the environment.

User has the choice to give his product to a competent recycling organization or to the retailer when he buys new electrical or electronic equipment.

Technical Support

Shenzhen Tenda Technology Co., Ltd.
6-8 Floor, Tower E3, NO.1001, Zhongshanyuan Road, Nanshan District, Shenzhen, China. 518052
USA hotline: 1-800-570-5892
Toll Free: 7 x 24 hours
Hong Kong hotline: 00852-81931998
Global hotline: +86 755-2765 7180 (China Time Zone)
Website: www.tendacn.com
E-mail: support@tenda.com.cn

Copyright

© 2020 Shenzhen Tenda Technology Co., Ltd. All rights reserved.
Tenda is a registered trademark legally held by Shenzhen Tenda Technology Co., Ltd. Other brand and product names mentioned herein are trademarks or registered trademarks of their respective holders. Specifications are subject to change without notice.