



2 Layer Pop-up Tent KDPOPTENT3A & KDPOPTENT2A Quick Start Guide

Assembly Instructions

Unfolding



- Throw up the tent into an open area.
- The tent pops up in 2 seconds.

Folding

Step 1



- Fold both sides into the middle.

Step 2



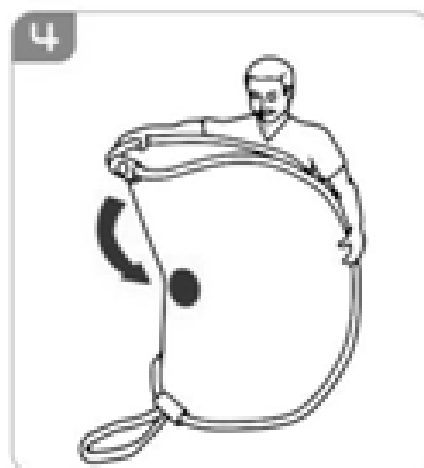
- Hold the sides together tightly.

Step 3



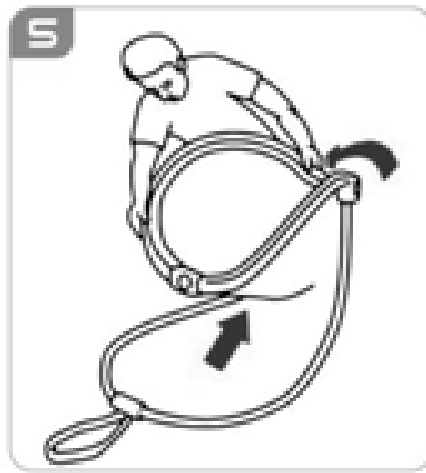
- Pull up the tent and hold the edge with one hand.

Step 4



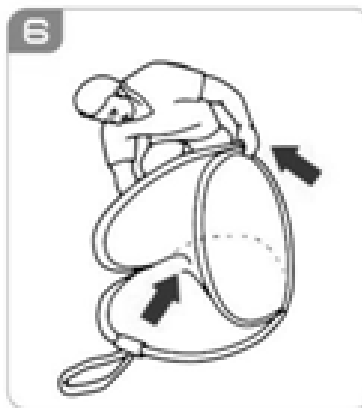
- Bring the upper edge to the middle.

Step 5



- As you push the upper edge into the middle the tent will begin to fold in on itself.

Step 6



- Hold the tent on the ground and make it bend inward.

Step 7



- Pushing it in forms a circular shape.

Step 8



- Use the belt to hold the tent closed and place it into the carry bag.