


Small Wooden Kitchen Play Set

SKU: LIJUMKTCHSM2

User Guide



 **WARNING:**
CHOKING HAZARD- Small parts
Not for children under 3 years.

 **WARNING:**
Adult assembly required. Keep away
from children when assembling

Thank you for purchasing the **Lil Jumbi Small Wooden Kitchen Play Set**. This User Guide is intended to provide you with guidelines to ensure that operation of this product is safe and does not pose risk to the user. Any use that does not conform to the guidelines described in this User Guide may void the limited warranty.

Please read all directions before using the product and retain this guide for reference. This product is intended for household use only. It is not intended for commercial use.

This product is covered by a limited one-year warranty. Coverage is subject to limits and exclusions. See warranty for details.

Safety Precautions



WARNING

Please read all safety precautions and instructions carefully before using this product. Failure to properly follow the guidelines established here could result in serious injury. This product is not recommended for children under 3 years old.



WARNING

Choking hazard – Small parts associated with this product are a choking hazard for children under 3 years old.



WARNING

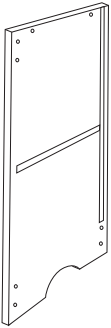
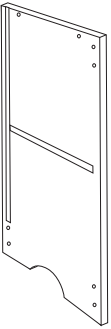
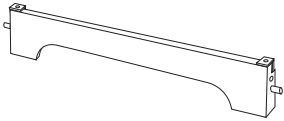

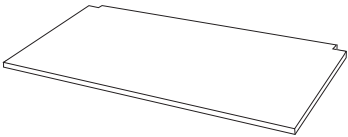
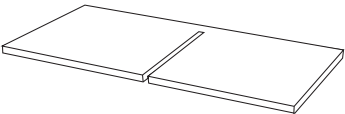
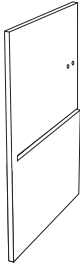
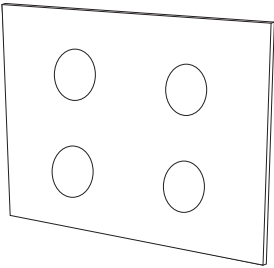


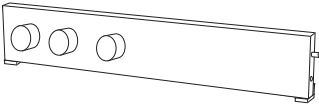
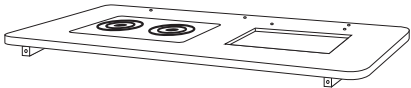
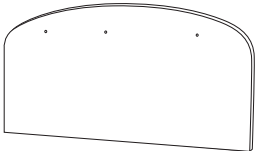

Adult assembly required – During assembly, this product contains small components and sharp edges and points that are potentially hazardous. Keep unassembled parts away from children.

USE & MAINTENANCE:

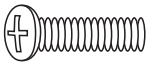



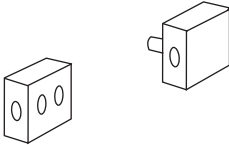
Use on level surfaces only. Regularly check the assembly and tighten hardware as needed. Failure to do so may result in reduced structural integrity and potential hazards.

- Adult setup is required to assemble this product safely.
- Remove all packaging before using this product. Please keep all packaging materials out of reach of children and pets.
- Set up indoors on a level surface to avoid the risk of the product falling or being pulled over, potentially leading to injury or product damage.
- Always supervise children when using this product.
- Do not allow children to tip the product over. This can cause injury to children and damage to the product.
- Do not drag the product to avoid damaging your floor or the base of the product.
- Instruct children on proper use of this product. Do not use in a manner other than intended.
- Keep pets away from the product to avoid it tipping over and causing injury to pets/children and product damage.
- Do not allow children to climb on this product. This can lead to injury and product damage.
- Never place computers, televisions, or other heavy objects on top of the product.







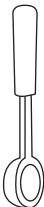


Package Contents

1		1PC
2		1PC
3		1PC
4		1PC
5		1PC
6		1PC
7		1PC
8		1PC
9		1PC
10		1PC
11		1PC
12		1PC
13		1PC
14		1PC

Hardware

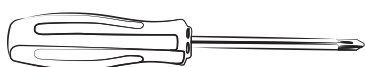
 <div>A 7PCS</div>	 <div>B 14PCS</div>	 <div>C 2PCS</div>
 <div>D 3PCS</div>	 <div>F 2PCS</div>	

Accessories

 <div>4PCS</div>	 <div>1PC</div>	 <div>2PCS</div>	 <div>2PCS</div>	
 <div>1PC</div>	 <div>1PC</div>	 <div>1PC</div>	 <div>1PC</div>	 <div>2PCS</div>

Recommended Tools


- Philips-head screwdriver (not included)

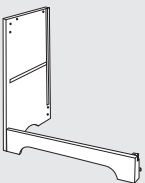
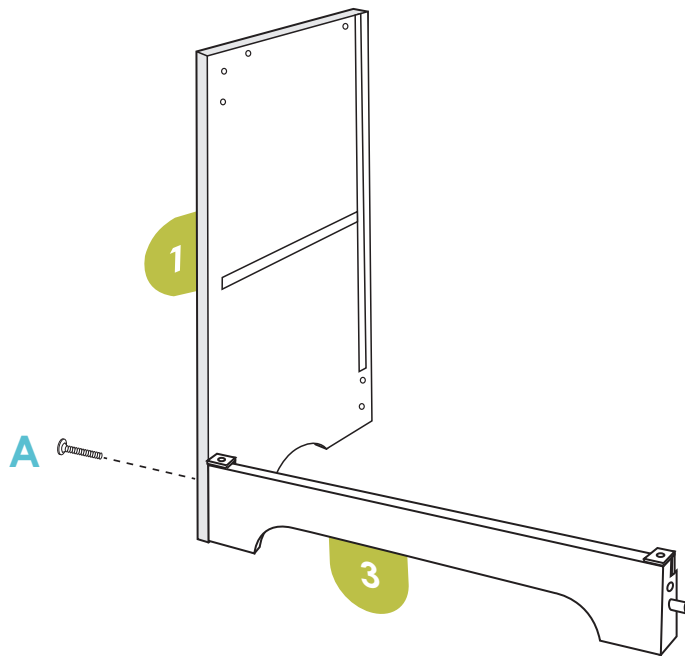


Assembly Instructions

Step 1


- Fasten side panel 1 to base panel 3 using one (1) A screw while aligning the dowel on base panel 3 with the proper hole. Make sure the lip on base panel 3 faces inward toward side panel 1.

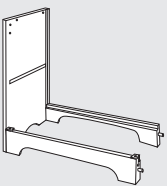
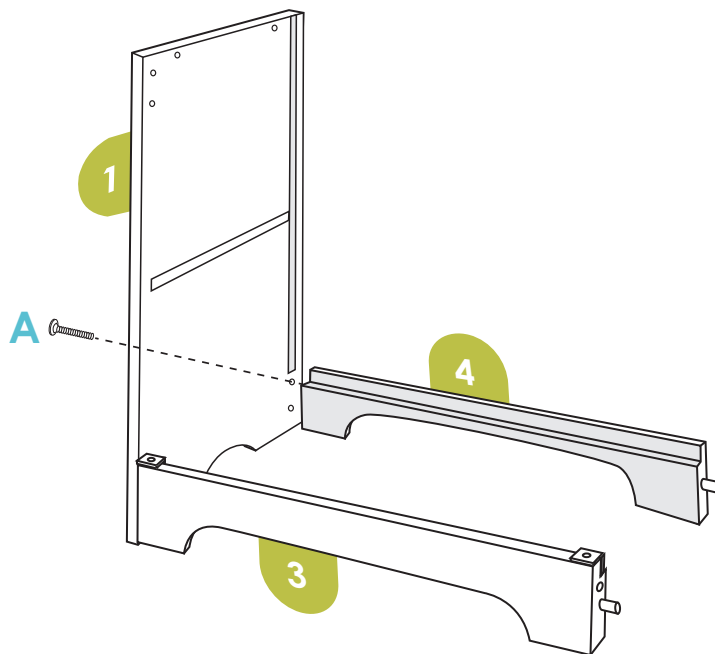
A 
x1



Step 2

- Fasten side panel 1 to base panel 4 using one (1) A screw while aligning the dowel on base panel 4 with the proper hole. Make sure the lip on base panel 4 faces inward toward base panel 3.

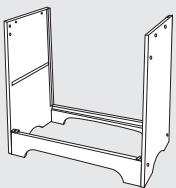
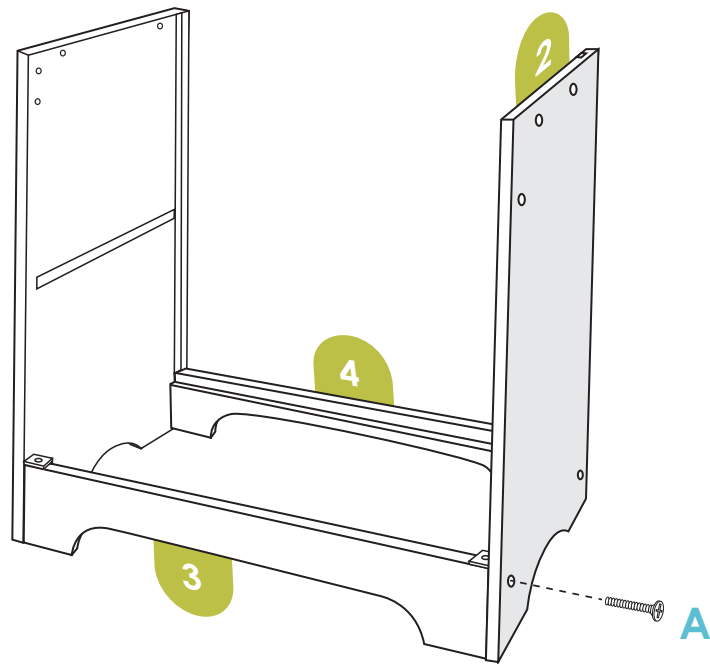
A 
x1



Step 3

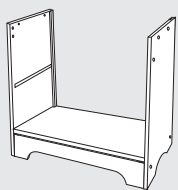
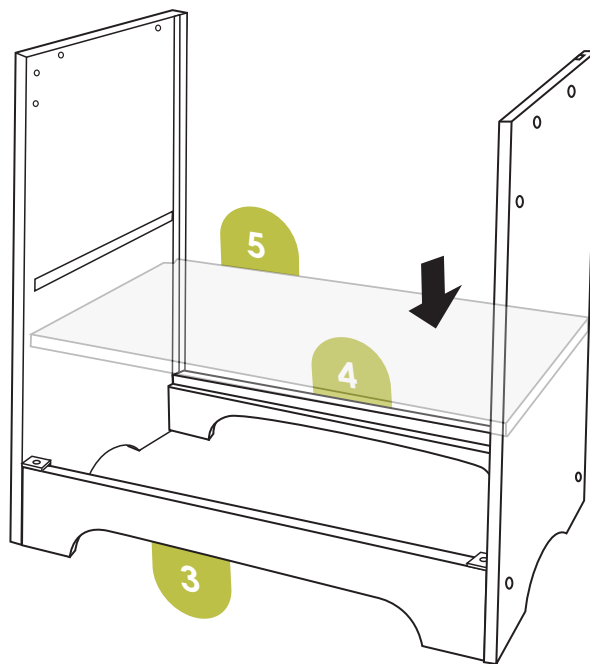
- Align side panel 2 with the dowels on base panels 3 and 4. Use one (1) A screw to fasten side panel 2 to base panel 3.

A 
x1



Step 4

- Align bottom panel 5 onto the lips on base panels 3 and 4.

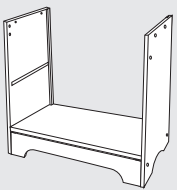
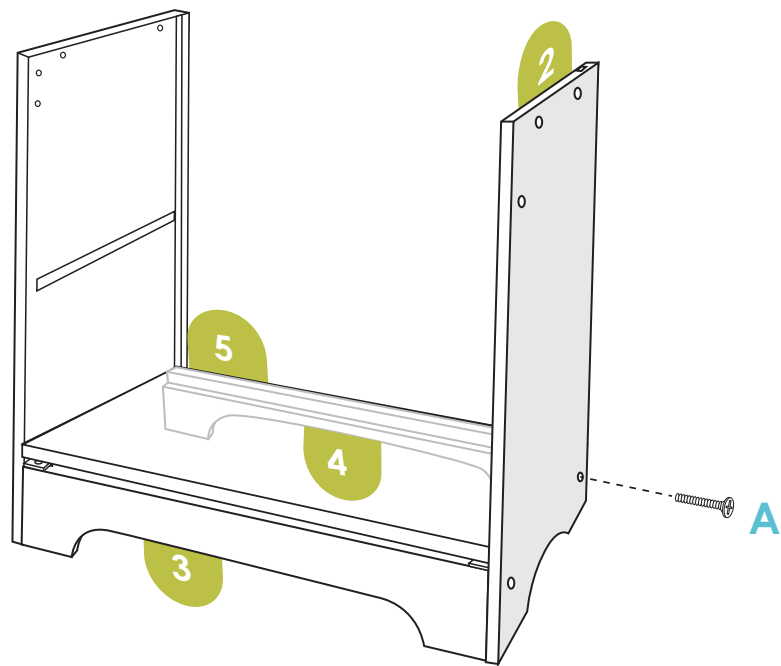


Step 5

- Fasten side panel 2 to base panel 4 with one (1) A screw making sure that the dowel is aligned.

NOTE: Make sure that bottom panel 5 is properly aligned before fully tightening the screw.

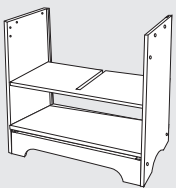
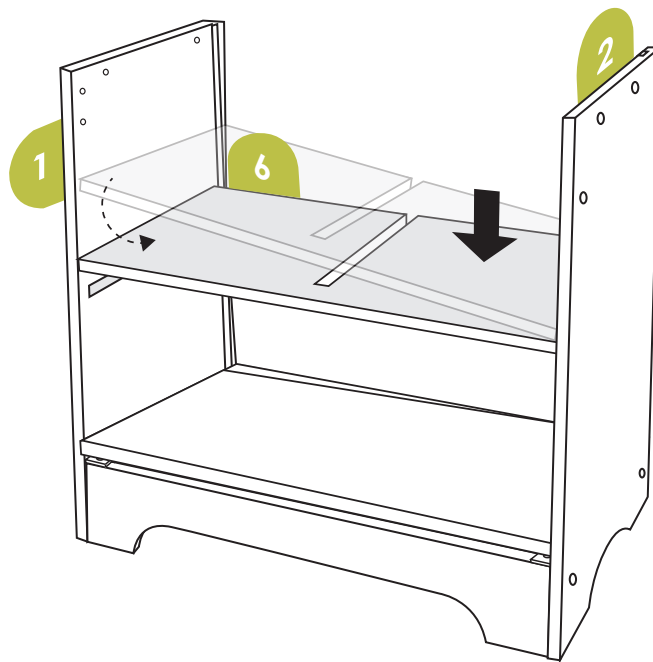
A 
x1



Step 6

- Insert cabinet panel 6 into the grooves on side panels 1 and 2.

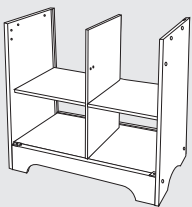
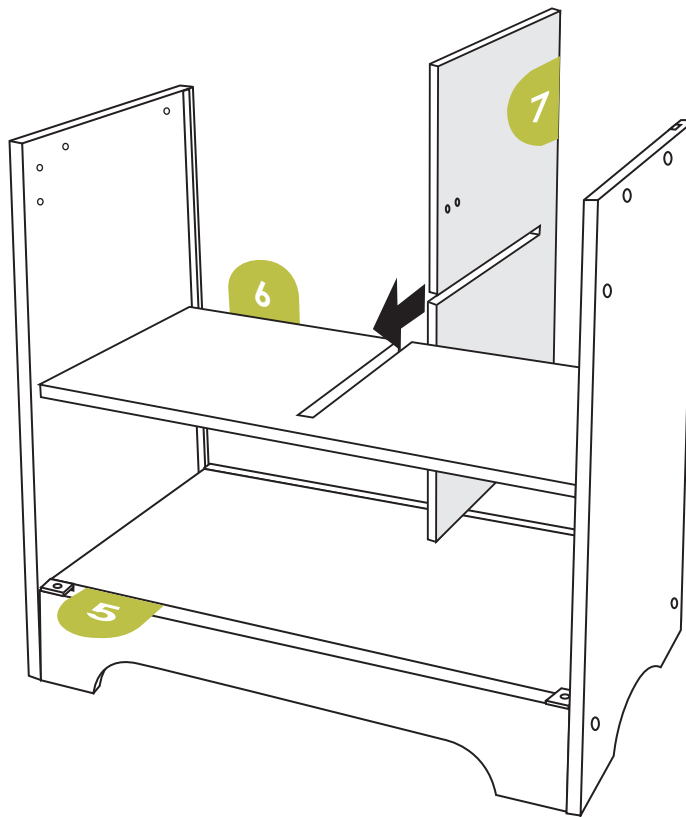
NOTE: You may need to tilt cabinet panel 6 and slot it into one side before it will align with the other side.



Step 7

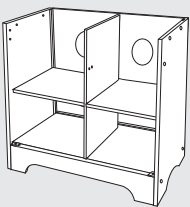
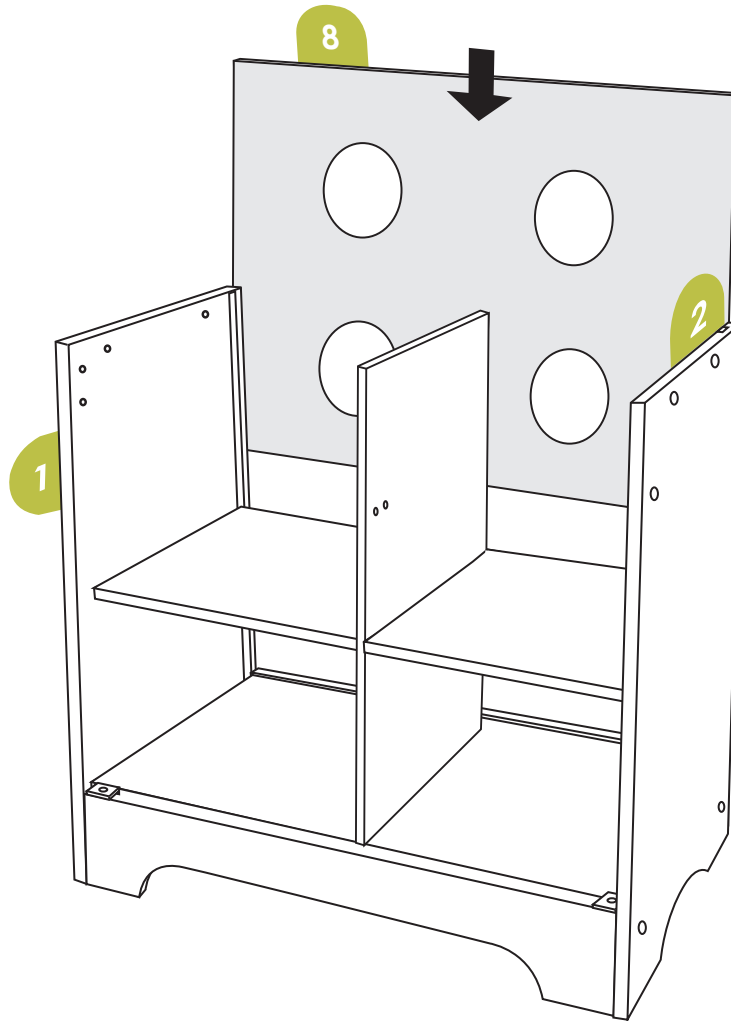
- Insert cabinet panel 7 into the groove on cabinet panel 6.

NOTE: You may need to push down slightly on bottom panel 5 to allow panel 7 to slide in correctly.



Step 8

- Align back panel 8 into the grooves on side panels 1 and 2.



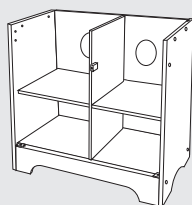
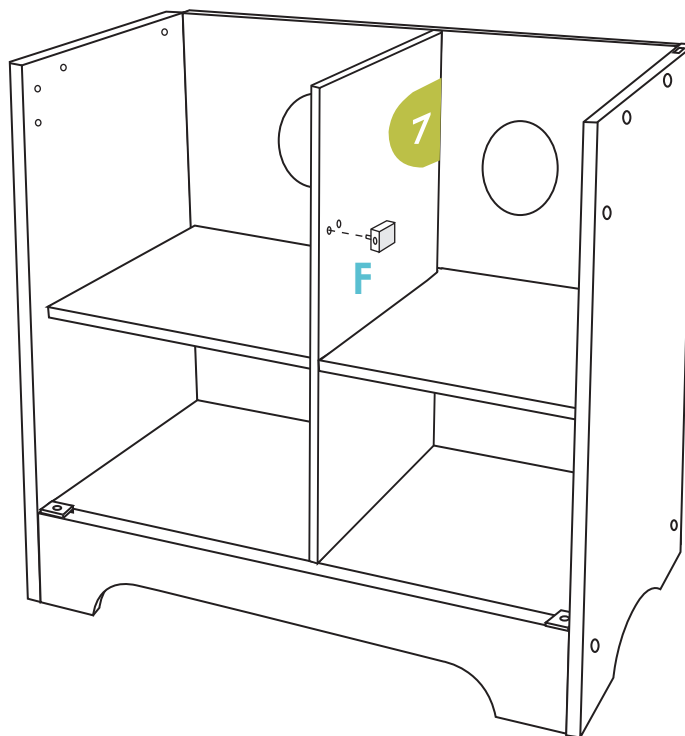
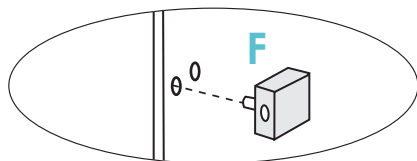
Step 9

- Align door magnet F with the attached wooden dowel through the front hole on cabinet panel 7.

F

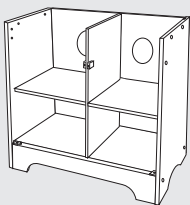
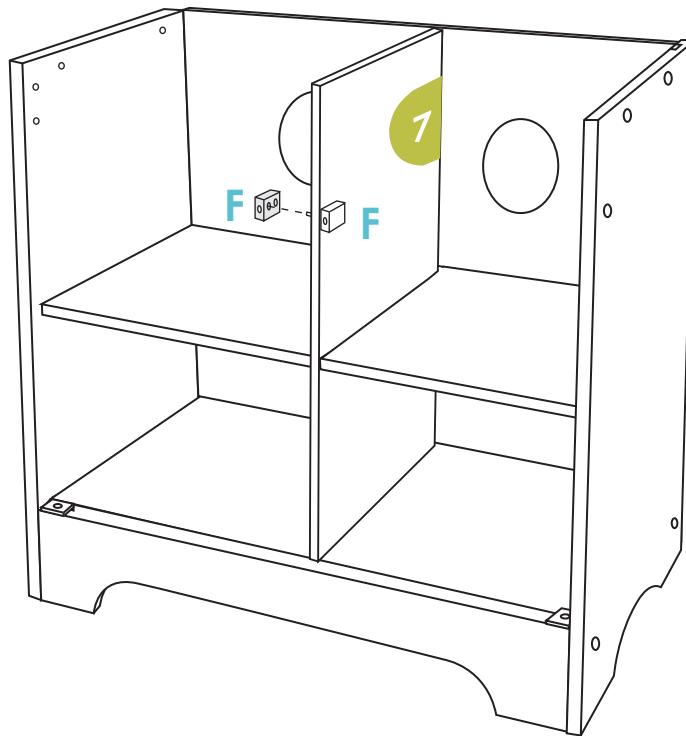
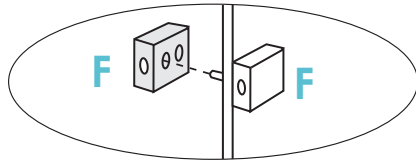
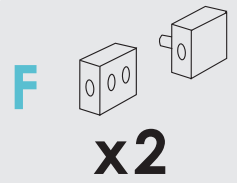


x1



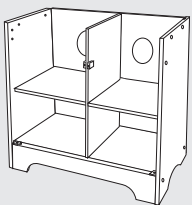
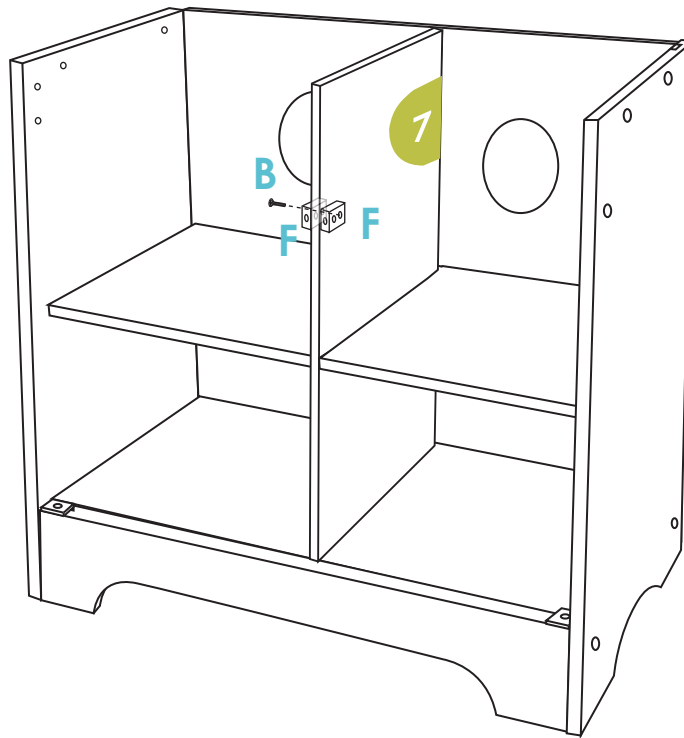
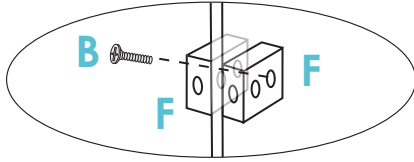
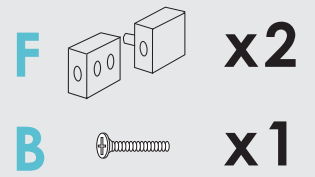
Step 10

- Align the second door magnet F with the first door magnet using the wooden dowel.



Step 11

- Fasten the two (2) door magnets together with one (1) B screw using the back hole on each door magnet.

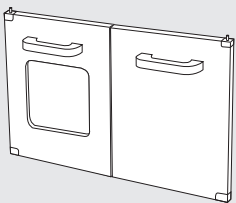
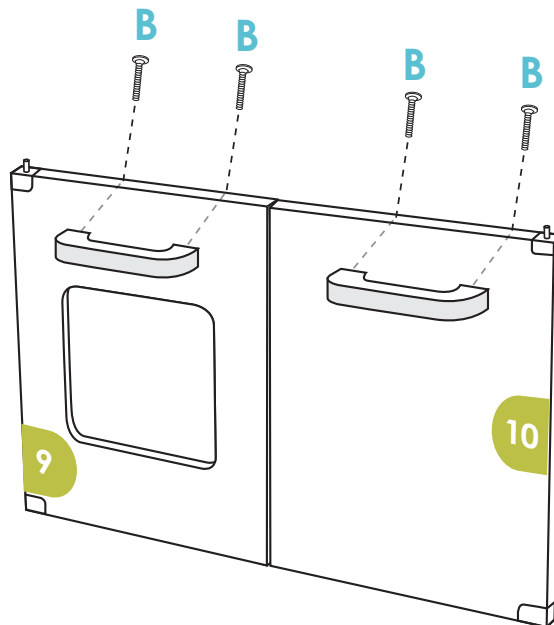


Step 12

- Fasten the handles to doors 9 and 10 using two (2) B screws each.


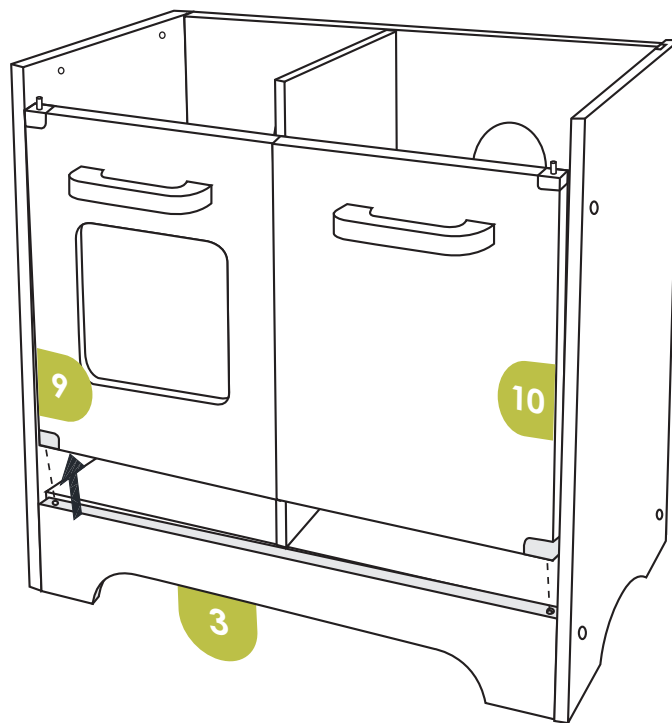
NOTE: The larger holes indicate the back of the doors.

B 
x4



Step 13


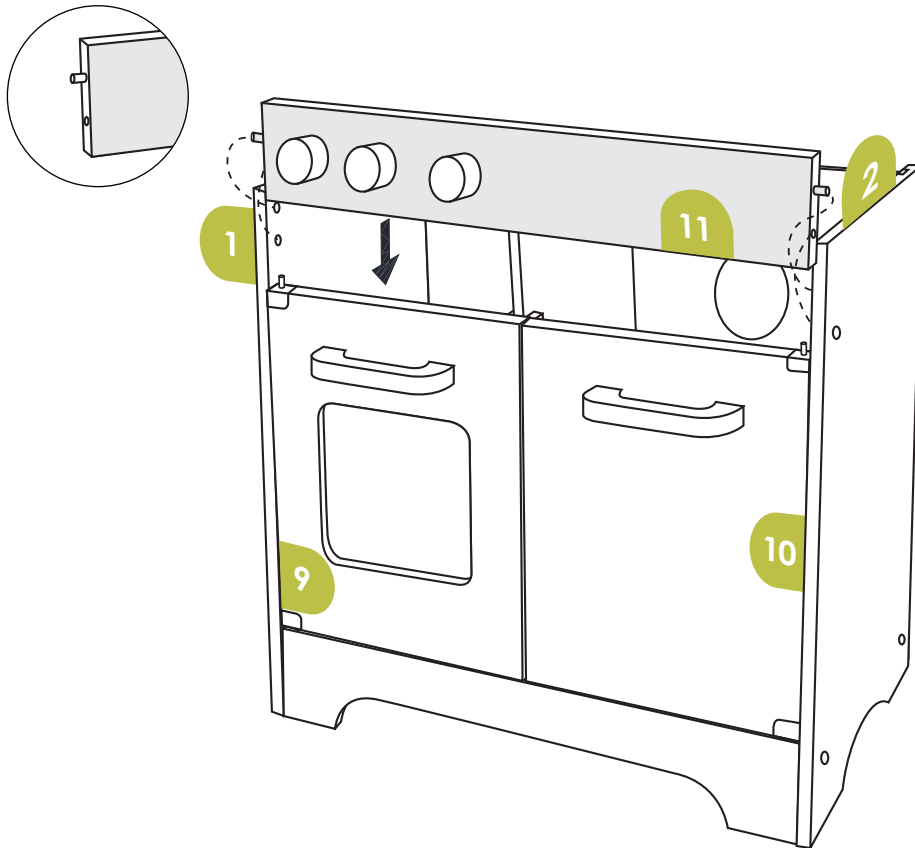
- Align the bottom hinges of doors 9 and 10 into the slots on base panel 3.



Step 14

- Align control panel 11 with side panels 1 and 2 using the built-in dowels. Then, align the top hinges on doors 9 and 10 with the holes on control panel 11.


NOTE: To create the room to align doors 9 and 10, tilt the bottom of control panel 11 forward.


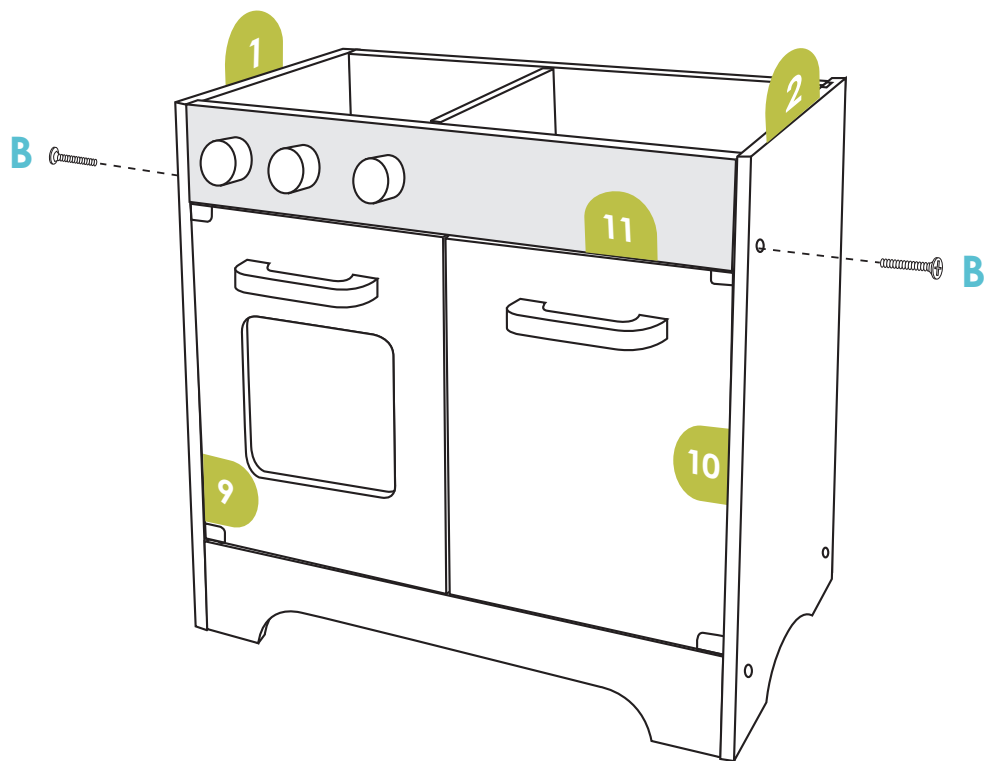


Step 15

- Fasten control panel 11 in place using two (2) B screws.

NOTE: Ensure that all hinges are aligned before fully tightening the screws.

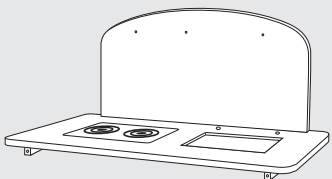
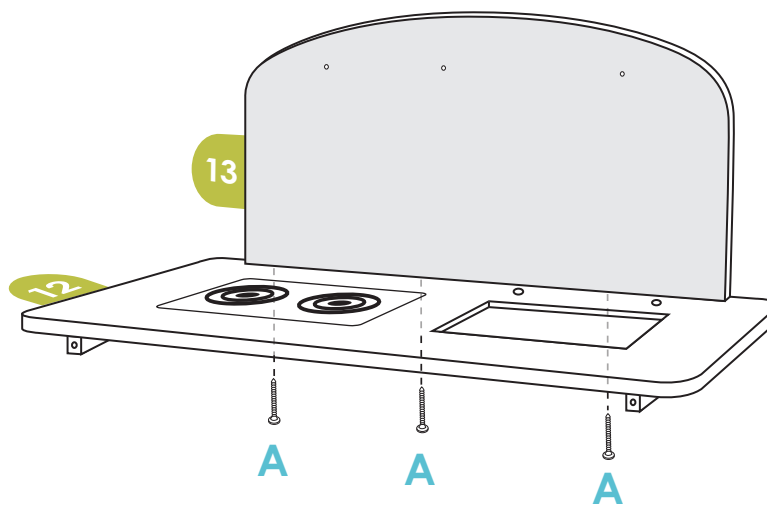
B 
x2



Step 16

- Fasten backsplash panel 13 to countertop 12 using three (3) A screws.

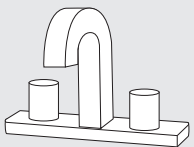
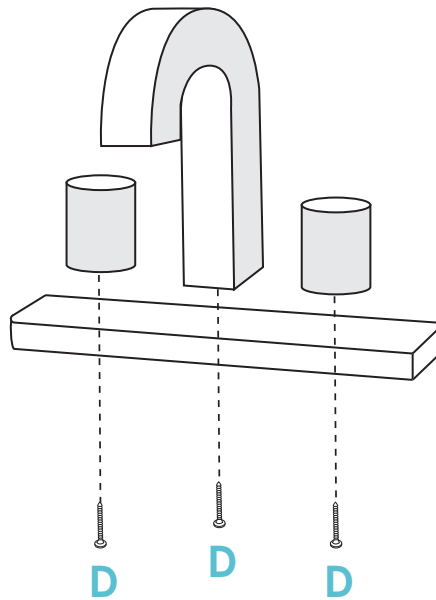
A 
x3



Step 17

- Fasten the faucet and faucet knobs to the faucet base using three (3) D screws.

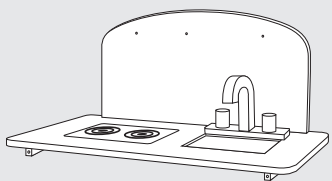
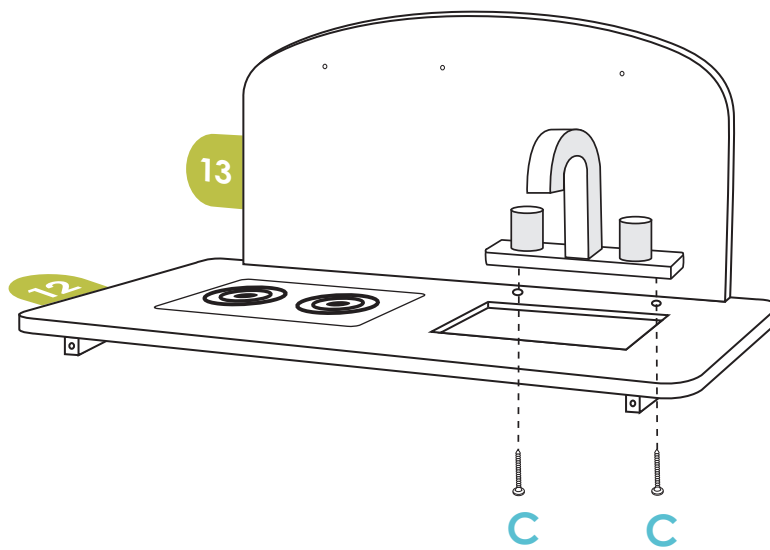
D 
x3



Step 18

- Fasten the faucet assembly to countertop 12 using two (2) C screws.

C 
x2

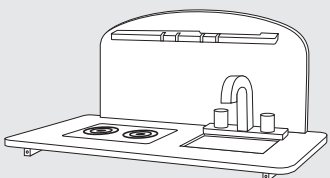
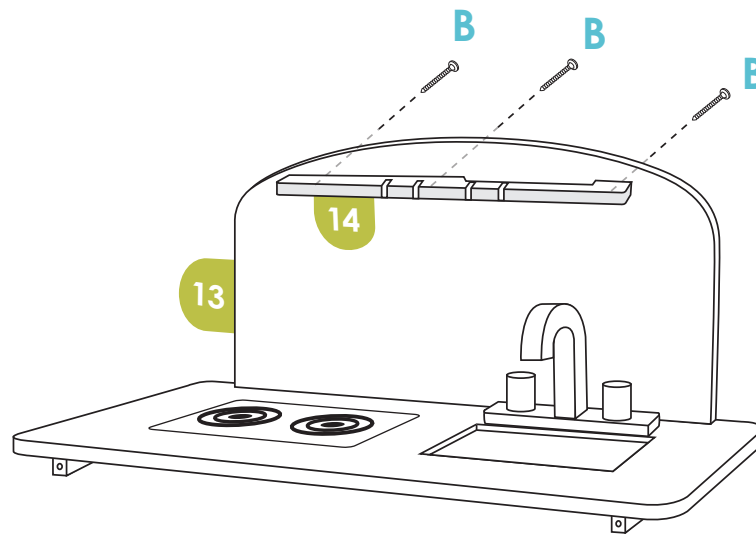


Step 19

- Fasten utensil mount 14 to backsplash panel 13 using three (3) B screws.

NOTE: To make sure all holes align, begin by fastening the middle screw.


B 
x3

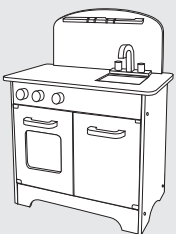
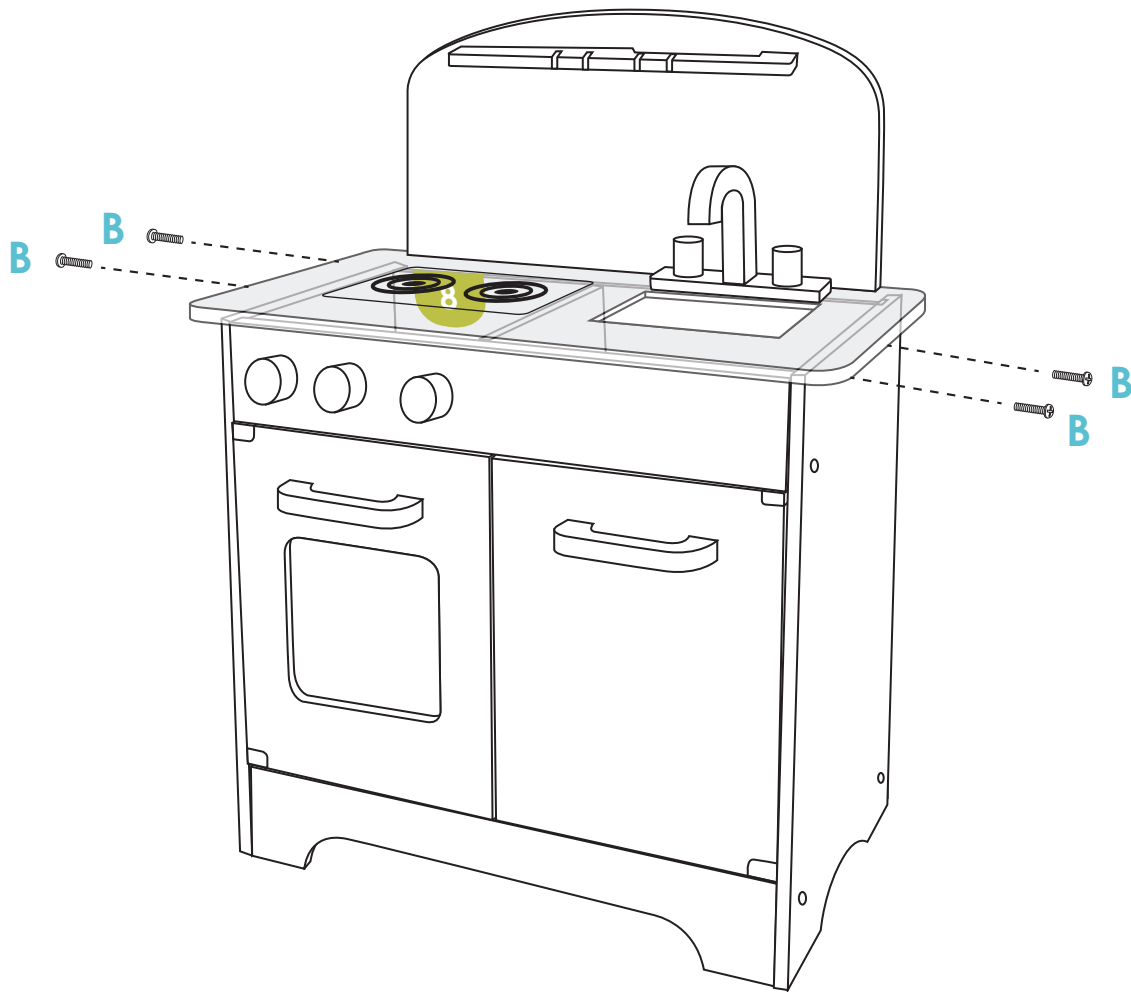


Step 20

- Align the counter assembly to the rest of the kitchen assembly and fasten it in place using four (4) B screws.



NOTE: Make sure the back groove on the countertop aligns with back panel 8.

B 
x4



Step 21

- Drop the sink in place, bring over the other accessories, and enjoy!



Specifications

Product type: Kitchen play set

Kitchen length: 22.4"

Kitchen width: 12.5"

Kitchen height: 30.9"

Weight: 22 lbs.

Material: Wood

Kitchen color: White

Countertop color: Black

Control panel knobs: 3

Doors: Yes

Number of doors: 2

Accessories: Included

Accessories included: 1 pot, 1 pan, 4 utensils, 1 salt & pepper shaker set

Pot lid: Included

Age group: Kids (3 – 6 years old)

Power source required: No

Location: Indoor use only

Adult assembly required: Yes

Additional tools required: Philips-head screwdriver

Country of origin: China

Warranty included: Yes

Warranty length: 1 year

LIMITED WARRANTY TO ORIGINAL CONSUMER

This **Lil Jumbl Small Wooden Kitchen Play Set ("Product")**, including any accessories included in the original packaging, as supplied and distributed new by an authorized retailer is warranted by C&A Marketing, Inc. **(the "Company")** to the original consumer purchaser only, against certain defects in material and workmanship **("Warranty")** as follows:

To receive Warranty service, the original consumer purchaser must contact the Company or its authorized service provider for problem determination and service procedures. Proof of purchase in the form of a bill of sale or receipted invoice, evidencing that the Product is within the applicable Warranty period(s), **MUST** be presented to the Company or its authorized service provider in order to obtain the requested service.

Service options, parts availability, and response times may vary and may change at any time. In accordance with applicable law, the Company may require that you furnish additional documents and/or comply with registration requirements before receiving warranty service. Please contact our customer service for details on obtaining warranty service:

Email: info@liljumbl.com

Phone: 866-849-3049

Shipping expenses to the Company's Return Facility are not covered by this warranty and must be paid by the consumer. The consumer likewise bears all risk of loss or further damage to the Product until delivery to said facility.

EXCLUSIONS AND LIMITATIONS The Company warrants the Product against defects in materials and workmanship under normal use for a period of **ONE (1) YEAR** from the date of retail purchase by the original end-user purchaser **("Warranty Period")**. If a hardware defect arises and a valid claim is received within the Warranty Period, the Company, at its sole option and to the extent permitted by law, will either (1) repair the Product defect at no charge, using new or refurbished replacement parts, (2) exchange the Product with a Product that is new or which has been manufactured from new or serviceable used parts and is at least functionally equivalent to the original device, or (3) refund the purchase price of the Product.

A replacement Product or part thereof shall enjoy the warranty of the original Product for the remainder of the Warranty Period, or ninety (90) days from the date of replacement or repair, whichever provides you longer protection. When a Product or part is exchanged, any replacement item becomes your property, while the replaced item becomes the Company's property. Refunds can only be given if the original Product is returned.

This Warranty does not apply to:

- (a) Any non-Lil Jumbl Small Wooden Kitchen Play Set product, hardware or software, even if packaged or sold with the Product;
- (b) Damage caused by use with non-Lil Jumbl Small Wooden Kitchen Play Set product;
- (c) Damage caused by accident, abuse, misuse, flood, fire, earthquake, or other external causes;
- (d) Damage caused by operating the Product outside the permitted or intended uses described by the Company;
- (e) Damage caused by third party services;
- (f) A Product or part that has been modified to alter functionality or capability without the written permission of the Company;
- (g) Consumable parts, such as batteries, fuses, and bulbs;
- (h) Cosmetic damage; or
- (i) If any Lil Jumbl Small Wooden Kitchen Play Set serial number has been removed or defaced.

This Warranty is valid only in the country where the consumer purchased the Product, and only applies to Products purchased and serviced in that country.

The Company does not warrant that the operation of the Product will be uninterrupted or error-free. The Company is not responsible for damage arising from your failure to follow instructions relating to its use.

NOTWITHSTANDING ANYTHING TO THE CONTRARY AND TO THE MAXIMUM EXTENT PERMITTED BY APPLICABLE LAW, THE COMPANY PROVIDES THE PRODUCT "AS-IS" AND "AS-AVAILABLE" FOR YOUR CONVENIENCE AND THE COMPANY AND ITS LICENSORS AND SUPPLIERS EXPRESSLY DISCLAIM ALL WARRANTIES AND CONDITIONS, WHETHER EXPRESSED, IMPLIED, OR STATUTORY, INCLUDING THE WARRANTIES OF MERCHANTABILITY, FITNESS FOR A PARTICULAR PURPOSE, TITLE, QUIET ENJOYMENT, ACCURACY, AND NON-INFRINGEMENT OF THIRD-PARTY RIGHTS. THE COMPANY DOES NOT GUARANTEE ANY SPECIFIC RESULTS FROM THE USE OF THE PRODUCT, OR THAT THE COMPANY WILL CONTINUE TO OFFER OR MAKE AVAILABLE THE PRODUCT FOR ANY PARTICULAR LENGTH OF TIME. THE COMPANY FURTHER DISCLAIMS ALL WARRANTIES AFTER THE EXPRESS WARRANTY PERIOD STATED ABOVE.

YOU USE THE PRODUCT AT YOUR OWN DISCRETION AND RISK. YOU WILL BE SOLELY RESPONSIBLE FOR (AND THE COMPANY DISCLAIMS) ANY AND ALL LOSS, LIABILITY, OR DAMAGES RESULTING FROM YOUR USE OF THE PRODUCT. NO ADVICE OR INFORMATION, WHETHER ORAL OR WRITTEN, OBTAINED BY YOU FROM THE COMPANY OR THROUGH ITS AUTHORIZED SERVICE PROVIDERS SHALL CREATE ANY WARRANTY.

IN NO EVENT WILL THE COMPANY'S TOTAL CUMULATIVE LIABILITY ARISING FROM OR RELATED TO THE PRODUCT, WHETHER IN CONTRACT OR TORT OR OTHERWISE EXCEED THE FEES ACTUALLY PAID BY YOU TO THE COMPANY OR ANY OF ITS AUTHORIZED RESELLERS FOR THE PRODUCT AT ISSUE IN THE LAST YEAR FROM YOUR PURCHASE. THIS LIMITATION IS CUMULATIVE AND WILL NOT BE INCREASED BY THE EXISTENCE OF MORE THAN ONE INCIDENT OR CLAIM. THE COMPANY DISCLAIMS ALL LIABILITY OF ANY KIND OF ITS LICENSORS AND SUPPLIERS. IN NO EVENT WILL THE COMPANY OR ITS LICENSORS, MANUFACTURERS, AND SUPPLIERS BE LIABLE FOR ANY INCIDENTAL, DIRECT, INDIRECT, SPECIAL, PUNITIVE, OR CONSEQUENTIAL DAMAGES (SUCH AS, BUT NOT LIMITED TO, DAMAGES FOR LOSS OF PROFITS, BUSINESS, SAVINGS, DATA, OR RECORDS) CAUSED BY THE USE, MISUSE, OR INABILITY TO USE THE PRODUCT.

Nothing in these terms shall attempt to exclude liability that cannot be excluded under applicable law. Some countries, states, or provinces do not allow the exclusion or limitation of incidental or consequential damages or allow limitations on warranties, so certain limitations or exclusions may not apply to you. This warranty gives you specific legal rights, and you may have other rights that vary from state to state or province to province. Contact your authorized retailer to determine if another warranty applies.

Questions or comments? Contact Us!

866-849-3049

info@liljumbi.com

LIL JUMBI and the LIL JUMBI LOGO are trademarks of C&A IP Holdings LLC in the US.

All other products, brand names, company names, and logos are trademarks of their respective owners, used merely to identify their respective products, and are not meant to connote any sponsorship, endorsement, or approval.

Distributed by C&A Marketing, Inc., 114 Tived Lane East, Edison, NJ 08837. Made in China.
© 2021. C&A IP Holdings LLC. All Rights Reserved.