

# VAUXHALL ASTRA

INCLUDING ELECTRIC AND  
PLUG-IN HYBRID GSe



## PRICE AND SPECIFICATION GUIDE

5 June 2025 | Model Year 2025B

GO



## CONTENTS

To find the information you want, use the links below to navigate around the guide:

[Models](#)

[Prices](#)

[Exterior Colours](#)

[Wheels](#)

[Vauxhall PureSense](#)

[Vauxhall PureConnect](#)

[Styling](#)

[Comfort and Convenience](#)

[Safety and Security](#)

[Versatility Sports Tourer](#)

[PureEnergy](#)

[Specifications](#)

[Vauxhall Connect](#)

[Company Car Driver and  
Fleet Information](#)

[Further Information](#)



# AT VAUXHALL, WE BELIEVE GREAT CARS ARE FOR EVERYONE.

We believe technology works best when it's not just smart but is also simple and intuitive. Where everyone can feel the instant excitement of electric; can keep themselves and their loved ones safer on the road; and can stay connected to the things that matter most, simply and easily. We call it Vauxhall Pure Technology. No gimmicks, nothing complicated, just technology that makes driving better, easier and more exciting, for everyone.

Our latest Astra Price and Spec guide outlines the Pure Technology features model by model. Together with all the essential information you need to compare Prices, Technical Information and Specification plus details of our commitment to offer the best in Customer Care.

We're delighted you're considering the purchase of a new Astra and hope this guide will help you make the right choice.



All-new+Astra+Ultimate+Hybrid-e+and+All-new+Astra+GS+Line+Hybrid-e+Sports+Tourer+ copy.jpg



[VIEW OFFERS](#)

[BUILD & PRICE](#)

[FIND A RETAILER](#)

[BOOK A TEST DRIVE](#)

# ASTRA GRIFFIN

## FEATURES

### PURESENSE

- Intelli-LED headlights and tail lights
- LED daytime running lights
- Automatic lighting control
- High beam assist
- Electronic parking brake
- Front and rear parking distance sensors
- 180° rear-view camera
- Lane departure warning with lane keep assist
- Speed sign recognition
- Extended traffic sign recognition
- Driver drowsiness alert
- Forward collision alert (low speed)
- Automatic emergency braking with pedestrian detection
- Adaptive cruise control with intelligent speed adaption
- Eight airbags
- Remote control security alarm system
- Hill start assist
- In-crash braking
- ISOFIX child seat fixings on outer rear seats

### PURECONNECT\*

- Multimedia Pure Panel Pro Navigation system
  - 10" colour touchscreen
  - 10" digital instrument cluster
  - AM/FM/DAB digital radio
  - Bluetooth®
  - Natural voice recognition
  - Wireless Apple CarPlay/Android Auto™
  - Front USB connection
  - Wireless charger for mobile devices\*\*
- Six speakers
- Vauxhall Connect

### COMFORT AND CONVENIENCE

- Electronic climate control
- Flat-bottomed steering wheel
- Steering wheel audio/phone/cruise controls
- Illuminated vanity mirrors and rear reading lights
- Reach and rake adjustable steering

### Comfort and convenience (continued)

- 60/40 split-folding rear seat backs (Hatchback only)
- 40/20/40 split-folding rear seat backs with remote easy-fold facility (Sports Tourer only)
- Fixed load floor with storage nets (pair, Sports Tourer only)
- Rain-sensitive windscreen wipers
- Electrically operated front and rear windows
- Frameless automatic anti-dazzle rear-view mirror
- Electrically adjustable/heated door mirrors
- Soundproofed insulated windscreen
- Keyless entry and start
- Intelli-Space (Sports Tourer only)
- Emergency tyre inflation kit
- Heated front seats
- Heated steering wheel

### INTERIOR

- Driver's seat
  - AGR Ergonomic active driver's seat
  - 8-way adjustable
- Front passenger's seat
  - 4-way adjustable
- Instrument panel bar Alexit Grey
- Black facia with Modene trim inserts
- Birdie Grey Trim inserts on front doors
- Jet Black Modene seat trim inserts
- Jet Black Modene fabric side bolsters and surrounds

### STYLING

- Body-colour front and rear bumpers
- 17" black diamond-cut alloy wheels 225/45 R 17 tyres (Petrol only)
- 18" diamond-cut alloy wheels with 215/45 R 18 tyres (Electric only)
- Chrome-effect Griffin logo
- Black vizor frame
- Black lower window moulding
- Dark-tinted rear windows
- Black roof
- Roof rails (Sports Tourer only)



Astra Griffin Electric Exterior Shot .jpg

Astra Griffin Electric



VX\_AST\_e\_34293.psd

18" alloy wheel



Astra Griffin BEV Interior Shot.jpg

\*For more details see PureConnect page, click [here](#) \*\*Available on Griffin, Ultimate and GSe models only.





# GS

## FEATURES (OVER AND ABOVE GRIFFIN)

### PURESENSE

- Forward collision alert (all speed)

### PURECONNECT†

- Intelli-Vision 360° panoramic parking camera

### COMFORT AND CONVENIENCE

- Dual-zone electronic climate control
- Heated perforated flat-bottomed leather covered steering wheel (leather-effect on Electric model)
- Paddle shift (excluding Manual/Electric)
- Front centre armrest with cup holder
- Flex load floor (with storage nets Sports Tourer only)
- Keyless entry and start
- Interior ambient lighting

### INTERIOR

- Driver’s seat
  - AGR Ergonomic active sports-style seat
  - 8-way adjustable
- Front passenger’s seat
  - 4-way adjustable
- Instrument panel bar Liquid Palladium
- Mistral Black trim inserts on front doors
- Jet Black Greta fabric seat trim inserts
- Jet Black Greta side bolsters and surrounds

### STYLING

- Sports-style front and rear bumpers
- 17" black alloy wheels with 225/45 R 17 tyres (Petrol/Plug-in Hybrid only)
- 18" black alloy wheels with 215/45 R 18 tyres (Electric only)
- Black Griffin logo and vizor frame
- Black roof and interior headliner



GS Electric



17" alloy wheel



18" alloy wheel

Plug-in Hybrid models are currently unavailable for order until Summer 2025.

\*AGR (The Campaign for Healthier Backs) is an independent centre of excellence for ergonomics, based in Germany.

†For more details see PureConnect page, click [here](#).

ULTIMATE

FEATURES (OVER AND ABOVE GS)

PURESENSE

- Intelli-Lux Pixel headlights
- Lane change assist with side blind spot alert
- Lane positioning assist
- Rear cross traffic alert
- LED front fog lights

PURECONNECT†

- Intelli-HUD (Head-Up Display)
- Wireless charger for mobile devices

COMFORT AND CONVENIENCE

- Heated soundproofed insulated windscreen
- Heated ergonomic active sports-style front seats (AGR approved\*)
- Panoramic sunroof
- Power tailgate (Sports Tourer only)

INTERIOR


- Driver’s seat
  - 10-way electrically adjustable (Petrol/Plug-in Hybrid only)
  - 8-way electrically adjustable (Electric only)
- Front passenger’s seat
  - 8-way adjustable (Petrol/Plug-in Hybrid only)
- Black facia with high gloss black inserts
- ReNewKnit™ interior seat and door trim inserts
- ReNewKnit™ side bolsters and surrounds

STYLING

- 18" diamond-cut alloy wheels with grey inserts and 225/40 R 18 tyres (Petrol/Plug-in Hybrid only)
- 18" diamond-cut alloy wheels with 215/45 R 18 tyres (Electric only)
- High gloss black roof rails (Sports Tourer only)



Ultimate Petrol/Plug-in Hybrid



18" alloy wheel



18" alloy wheel

Plug-in Hybrid models are currently unavailable for order until Summer 2025.

\*AGR (The Campaign for Healthier Backs) is an independent centre of excellence for ergonomics, based in Germany.

†For more details see PureConnect page, click [here](#).



# GSe

## FEATURES (OVER AND ABOVE GS)

### PURESENSE

- Intelli-Lux Pixel headlights
- Lane change assist with side blind spot alert
- Lane positioning assist
- Rear cross traffic alert
- Intelligent speed adaptation
- LED front fog lights

### PURECONNECT†

- Intelli-HUD (Head-Up Display)
- Wireless charger for mobile devices

### COMFORT AND CONVENIENCE

- Heated soundproofed insulated windscreen
- GSe performance heated front seats (AGR approved\*)
- Panoramic sunroof
- Power tailgate (Sports Tourer only)
- Fixed load floor

### INTERIOR

- Driver’s seat
  - 10-way electrically adjustable with memory function
- Front passenger’s seat
  - 8-way adjustable
- Instrument panel bar Liquid Palladium
- Alcantara inserts on front doors
- Alcantara seat trim inserts
- Alcantara side bolsters and surrounds

### STYLING

- Unique GSe front and rear bumpers
- 18" gloss black bi-colour diamond-cut alloy wheels with 225/40 R 18 tyres
- High gloss black roof rails (Sports Tourer only)
- GSe badge



18" alloy wheel



Plug-in Hybrid models are currently unavailable for order until Summer 2025.

\*AGR (The Campaign for Healthier Backs) is an independent centre of excellence for ergonomics, based in Germany.

†For more details see PureConnect page, click [here](#).

# PRICES ELECTRIC

|                                  | LCDV CODE        | PRICE (£) | VAT (£)  | TOTAL (£) | ON-THE-ROAD RRP (£) | P11D PRICE (£) | FINANCIAL YEAR 2025/26<br>BiK 20% (£) | WLTP COMBINED CO <sub>2</sub> (g/km) <sup>#</sup><br>- LCDV CODE | EV RANGE UP TO (MILES) | INSURANCE GROUPS |
|----------------------------------|------------------|-----------|----------|-----------|---------------------|----------------|---------------------------------------|--|------------------------|------------------|
| ELECTRIC                         |                  |           |          |           |                     |                |                                       |  |                        |                  |
| HATCHBACK                        |                  |           |          |           |                     |                |                                       |  |                        |                  |
| Griffin                          |                  |           |          |           |                     |                |                                       |  |                        |                  |
| Electric Propulsion (156PS) auto | 1GO5A5LZIFTXBUE2 | 28,366.67 | 5,673.33 | 34,040.00 | <b>35,005.00</b>    | 34,940.00      | 17.47                                 | –  | 260                    | 25E              |
| GS                               |                  |           |          |           |                     |                |                                       |  |                        |                  |
| Electric Propulsion (156PS) auto | 1GO5A5TZIFTXA0E2 | 30,237.50 | 6,047.50 | 36,285.00 | <b>37,250.00</b>    | 37,185.00      | 18.59                                 | –  | 259                    | 26E              |
| Ultimate                         |                  |           |          |           |                     |                |                                       |  |                        |                  |
| Electric Propulsion (156PS) auto | 1GO5A5TZIFTX40E2 | 32,033.33 | 6,406.67 | 38,440.00 | <b>39,405.00</b>    | 39,340.00      | 19.67                                 | –  | 257                    | 26E              |

Please note: The above LCDV codes are for England, Wales and Scotland. For Northern Ireland the 'TX' is replaced with 'T0'

WLTP combined CO<sub>2</sub> (g/km) figures are based on a configured vehicle as per LCDV code for UK with no options fitted.

<sup>#</sup>Provisional fuel consumption and CO<sub>2</sub> figures are determined according to the WLTP test cycle. CO<sub>2</sub> figures, BiK values and RRP pricing shown above are for a standard vehicle without any additional optional equipment. CO<sub>2</sub> figures are used to calculate Vehicle Excise Duty (VED) for the first registration of the vehicle and BiK. The addition of optional extras could increase the certified CO<sub>2</sub> emission output. This in turn may affect the amount of VED payable upon registration, and, for company car drivers, the P11D value and the amount of Benefit in Kind (BiK) tax payable. Figures shown are for comparison purposes and should only be compared to the fuel consumption and CO<sub>2</sub> values of other cars tested to the same technical standard. The fuel consumption achieved, and CO<sub>2</sub> produced, in real world conditions will depend upon a number of factors including, but not limited to: the accessories fitted (pre and post registration); variations in weather; driving styles and vehicle load. The WLTP (Worldwide Harmonised Light Vehicles Test Procedure) is used to measure fuel consumption and CO<sub>2</sub> figures. Full data relating to WLTP test cycles can be found at: [www.vauxhall.co.uk/wltp](http://www.vauxhall.co.uk/wltp)

Please note: On-the-road recommended retail prices (RRP) include number plates and delivery to Retailer of £900.00 (including £150.00 VAT), 12 months' Vehicle Excise Duty and new vehicle first registration fee of £55.00. Excludes fuel and insurance. Company Car Benefit in Kind (BiK) rates are monthly based on the standard paint price.

# PRICES ELECTRIC

|                                  | LCDV CODE        | PRICE (£) | VAT (£)  | TOTAL (£) | ON-THE-ROAD RRP (£) | P11D PRICE (£) | FINANCIAL YEAR 2025/26<br>BiK 20% (£) | WLTP COMBINED CO <sub>2</sub> (g/km) <sup>#</sup><br>- LCDV CODE | EV RANGE UP TO (MILES) | INSURANCE GROUPS |
|----------------------------------|------------------|-----------|----------|-----------|---------------------|----------------|---------------------------------------|--|------------------------|------------------|
| ELECTRIC                         |                  |           |          |           |                     |                |                                       |  |                        |                  |
| SPORTS TOURER                    |                  |           |          |           |                     |                |                                       |  |                        |                  |
| Griffin                          |                  |           |          |           |                     |                |                                       |  |                        |                  |
| Electric Propulsion (156PS) auto | 1GO5C5LZIFTXBUE2 | 29,366.67 | 5,873.33 | 35,240.00 | <b>36,205.00</b>    | 36,140.00      | 18.07                                 | –  | 255                    | 26E              |
| GS                               |                  |           |          |           |                     |                |                                       |  |                        |                  |
| Electric Propulsion (156PS) auto | 1GO5C5TZIFTXA0E2 | 31,237.50 | 6,247.50 | 37,485.00 | <b>38,450.00</b>    | 38,385.00      | 19.19                                 | –  | 255                    | 26E              |
| Ultimate                         |                  |           |          |           |                     |                |                                       |  |                        |                  |
| Electric Propulsion (156PS) auto | 1GO5C5TZIFTX40E2 | 32,525.00 | 6,505.00 | 39,030.00 | <b>39,995.00</b>    | 39,930.00      | 19.97                                 | –  | 252                    | 27E              |

Please note: The above LCDV codes are for England, Wales and Scotland. For Northern Ireland the 'TX' is replaced with 'T0'

WLTP combined CO<sub>2</sub> (g/km) figures are based on a configured vehicle as per LCDV code for UK with no options fitted.

<sup>#</sup>Provisional fuel consumption and CO<sub>2</sub> figures are determined according to the WLTP test cycle. CO<sub>2</sub> figures, BiK values and RRP pricing shown above are for a standard vehicle without any additional optional equipment. CO<sub>2</sub> figures are used to calculate Vehicle Excise Duty (VED) for the first registration of the vehicle and BiK. The addition of optional extras could increase the certified CO<sub>2</sub> emission output. This in turn may affect the amount of VED payable upon registration, and, for company car drivers, the P11D value and the amount of Benefit in Kind (BiK) tax payable. Figures shown are for comparison purposes and should only be compared to the fuel consumption and CO<sub>2</sub> values of other cars tested to the same technical standard. The fuel consumption achieved, and CO<sub>2</sub> produced, in real world conditions will depend upon a number of factors including, but not limited to: the accessories fitted (pre and post registration); variations in weather; driving styles and vehicle load. The WLTP (Worldwide Harmonised Light Vehicles Test Procedure) is used to measure fuel consumption and CO<sub>2</sub> figures. Full data relating to WLTP test cycles can be found at: [www.vauxhall.co.uk/wltp](http://www.vauxhall.co.uk/wltp)

Please note: On-the-road recommended retail prices (RRP) include number plates and delivery to Retailer of £900.00 (including £150.00 VAT), 12 months' Vehicle Excise Duty and new vehicle first registration fee of £55.00. Excludes fuel and insurance. Company Car Benefit in Kind (BiK) rates are monthly based on the standard paint price.



# PRICES **PLUG-IN HYBRID**

|   | LCDV CODE        | PRICE (£) | VAT (£)  | TOTAL (£) | ON-THE-ROAD RRP (£) | P11D PRICE (£) | FINANCIAL YEAR 2025/26<br>BiK 20% (£) | WLTP COMBINED CO <sub>2</sub> (g/km) <sup>#</sup><br>- LCDV CODE | EV RANGE UP TO (MILES) | INSURANCE GROUPS |
|---|------------------|-----------|----------|-----------|---------------------|----------------|---------------------------------------|--|------------------------|------------------|
| PLUG-IN HYBRID                                |                  |           |          |           |                     |                |                                       |  |                        |                  |
| HATCHBACK                                     |                  |           |          |           |                     |                |                                       |  |                        |                  |
| GS  |                  |           |          |           |                     |                |                                       |  |                        |                  |
| 1.6 (195PS) Turbo/<br>Electric e-DCT7<br>auto | 1GO5A5TR27TXA0E2 | 31,941.67 | 6,388.33 | 38,330.00 | <b>39,395.00</b>    | 39,230.00      | 19.62                                 | 17.00  | 49                     | TBC              |
| Ultimate                                      |                  |           |          |           |                     |                |                                       |  |                        |                  |
| 1.6 (195PS) Turbo/<br>Electric e-DCT7<br>auto | 1GO5A5TR27TX40E2 | 34,537.50 | 6,907.50 | 41,445.00 | <b>42,510.00</b>    | 42,345.00      | 21.17                                 | 18.00  | 49                     | TBC              |
| GSe   |                  |           |          |           |                     |                |                                       |  |                        |                  |
| 1.6 (225PS) Turbo/<br>Electric e-DCT7<br>auto | 1GO5A5ZR17TXA0E2 | 35,162.50 | 7,032.50 | 42,195.00 | <b>43,260.00</b>    | 43,095.00      | 21.55                                 | 18.00  | 50                     | TBC              |

Please note: The above LCDV codes are for England, Wales and Scotland. For Northern Ireland the 'TX' is replaced with 'T0'

Plug-in Hybrid models are currently unavailable for order until Summer 2025.

WLTP combined CO<sub>2</sub> (g/km) figures are based on a configured vehicle as per LCDV code for UK with no options fitted.

<sup>#</sup>Provisional fuel consumption and CO<sub>2</sub> figures are determined according to the WLTP test cycle. CO<sub>2</sub> figures, BiK values and RRP pricing shown above are for a standard vehicle without any additional optional equipment. CO<sub>2</sub> figures are used to calculate Vehicle Excise Duty (VED) for the first registration of the vehicle and BiK. The addition of optional extras could increase the certified CO<sub>2</sub> emission output. This in turn may affect the amount of VED payable upon registration, and, for company car drivers, the P11D value and the amount of Benefit in Kind (BiK) tax payable. Figures shown are for comparison purposes and should only be compared to the fuel consumption and CO<sub>2</sub> values of other cars tested to the same technical standard. The fuel consumption achieved, and CO<sub>2</sub> produced, in real world conditions will depend upon a number of factors including, but not limited to: the accessories fitted (pre and post registration); variations in weather; driving styles and vehicle load. The WLTP (Worldwide Harmonised Light Vehicles Test Procedure) is used to measure fuel consumption and CO<sub>2</sub> figures. Full data relating to WLTP test cycles can be found at: [www.vauxhall.co.uk/wltp](http://www.vauxhall.co.uk/wltp)

Please note: On-the-road recommended retail prices (RRP) include number plates and delivery to Retailer of £900.00 (including £150.00 VAT), 12 months' Vehicle Excise Duty and new vehicle first registration fee of £55.00. Excludes fuel and insurance. Company Car Benefit in Kind (BiK) rates are monthly based on the standard paint price.

# PRICES **PLUG-IN HYBRID**

|   | LCDV CODE        | PRICE (£) | VAT (£)  | TOTAL (£) | ON-THE-ROAD RRP (£) | P11D PRICE (£) | FINANCIAL YEAR 2025/26<br>BiK 20% (£) | WLTP COMBINED CO <sub>2</sub> (g/km) <sup>#</sup><br>- LCDV CODE | EV RANGE UP TO (MILES) | INSURANCE GROUPS |
|---|------------------|-----------|----------|-----------|---------------------|----------------|---------------------------------------|--|------------------------|------------------|
| PLUG-IN HYBRID                                |                  |           |          |           |                     |                |                                       |  |                        |                  |
| SPORTS TOURER                                 |                  |           |          |           |                     |                |                                       |  |                        |                  |
| GS  |                  |           |          |           |                     |                |                                       |  |                        |                  |
| 1.6 (195PS) Turbo/<br>Electric e-DCT7<br>auto | 1GO5C5TR27TXA0E2 | 32,983.34 | 6,596.66 | 39,580.00 | <b>40,645.00</b>    | 40,480.00      | 20.24                                 | 18.00  | 49                     | TBC              |
| Ultimate                                      |                  |           |          |           |                     |                |                                       |  |                        |                  |
| 1.6 (195PS) Turbo/<br>Electric e-DCT7<br>auto | 1GO5C5TR27TX40E2 | 35,662.50 | 7,132.50 | 42,795.00 | <b>43,860.00</b>    | 43,695.00      | 21.85                                 | 20.00  | 48                     | TBC              |
| GSe   |                  |           |          |           |                     |                |                                       |  |                        |                  |
| 1.6 (225PS) Turbo/<br>Electric e-DCT7<br>auto | 1GO5C5ZR17TXA0E2 | 36,287.50 | 7,257.50 | 43,545.00 | <b>44,610.00</b>    | 44,445.00      | 22.22                                 | 19.00  | 49                     | TBC              |

Please note: The above LCDV codes are for England, Wales and Scotland. For Northern Ireland the 'TX' is replaced with 'T0'

Plug-in Hybrid models are currently unavailable for order until Summer 2025.

WLTP combined CO<sub>2</sub> (g/km) figures are based on a configured vehicle as per LCDV code for UK with no options fitted.

<sup>#</sup>Provisional fuel consumption and CO<sub>2</sub> figures are determined according to the WLTP test cycle. CO<sub>2</sub> figures, BiK values and RRP pricing shown above are for a standard vehicle without any additional optional equipment. CO<sub>2</sub> figures are used to calculate Vehicle Excise Duty (VED) for the first registration of the vehicle and BiK. The addition of optional extras could increase the certified CO<sub>2</sub> emission output. This in turn may affect the amount of VED payable upon registration, and, for company car drivers, the P11D value and the amount of Benefit in Kind (BiK) tax payable. Figures shown are for comparison purposes and should only be compared to the fuel consumption and CO<sub>2</sub> values of other cars tested to the same technical standard. The fuel consumption achieved, and CO<sub>2</sub> produced, in real world conditions will depend upon a number of factors including, but not limited to: the accessories fitted (pre and post registration); variations in weather; driving styles and vehicle load. The WLTP (Worldwide Harmonised Light Vehicles Test Procedure) is used to measure fuel consumption and CO<sub>2</sub> figures. Full data relating to WLTP test cycles can be found at: [www.vauxhall.co.uk/wltp](http://www.vauxhall.co.uk/wltp)

Please note: On-the-road recommended retail prices (RRP) include number plates and delivery to Retailer of £900.00 (including £150.00 VAT), 12 months' Vehicle Excise Duty and new vehicle first registration fee of £55.00. Excludes fuel and insurance. Company Car Benefit in Kind (BiK) rates are monthly based on the standard paint price.



# PRICES PETROL

|                                 | LCDV CODE        | PRICE (£) | VAT (£)  | TOTAL (£) | ON-THE-ROAD RRP (£) | P11D PRICE (£) | FINANCIAL YEAR 2025/26<br>BiK 20% (£) | WLTP COMBINED CO <sub>2</sub> (g/km) <sup>#</sup><br>- LCDV CODE | EV RANGE UP TO (MILES) | INSURANCE GROUPS |
|---------------------------------|------------------|-----------|----------|-----------|---------------------|----------------|---------------------------------------|--|------------------------|------------------|
| PETROL                          |                  |           |          |           |                     |                |                                       |  |                        |                  |
| HATCHBACK                       |                  |           |          |           |                     |                |                                       |  |                        |                  |
| Griffin                         |                  |           |          |           |                     |                |                                       |  |                        |                  |
| 1.2 (130PS) Turbo               | 1GO5A5LM6KTXBUE2 | 20,579.16 | 4,115.84 | 24,695.00 | <b>26,090.00</b>    | 25,595.00      | 132.24                                | 126.00   | -                      | 17E              |
| 1.2 (130PS) Turbo auto          | 1GO5A5LM61TXBUE2 | 21,829.16 | 4,365.84 | 26,195.00 | <b>27,690.00</b>    | 27,095.00      | 144.51                                | 131.00   | -                      | TBC              |
| 1.2 (145PS) Turbo Hybrid e-DCT6 | 1GO5A5LJHWTXBUE2 | 22,662.50 | 4,532.50 | 27,195.00 | <b>28,540.00</b>    | 28,095.00      | 126.43                                | 106.00   | -                      | 20E              |
| GS                              |                  |           |          |           |                     |                |                                       |  |                        |                  |
| 1.2 (130PS) Turbo               | 1GO5A5TM6KTXA0E2 | 24,804.16 | 4,960.84 | 29,765.00 | <b>31,160.00</b>    | 30,665.00      | 158.44                                | 126.00   | -                      | 19E              |
| 1.2 (130PS) Turbo auto          | 1GO5A5TM61TXA0E2 | 26,054.16 | 5,210.84 | 31,265.00 | <b>32,760.00</b>    | 32,165.00      | 171.55                                | 131.00   | -                      | 18E              |
| (145PS) Turbo Hybrid e-DCT6     | 1GO5A5TJHWTXA0E2 | 26,887.50 | 5,377.50 | 32,265.00 | <b>33,610.00</b>    | 33,165.00      | 149.24                                | 108.00   | -                      | 21E              |

Please note: The above LCDV codes are for England, Wales and Scotland. For Northern Ireland the 'TX' is replaced with 'T0'

WLTP combined CO<sub>2</sub> (g/km) figures are based on a configured vehicle as per LCDV code for UK with no options fitted.

#Provisional fuel consumption and CO<sub>2</sub> figures are determined according to the WLTP test cycle. CO<sub>2</sub> figures, BiK values and RRP pricing shown above are for a standard vehicle without any additional optional equipment. CO<sub>2</sub> figures are used to calculate Vehicle Excise Duty (VED) for the first registration of the vehicle and BiK. The addition of optional extras could increase the certified CO<sub>2</sub> emission output. This in turn may affect the amount of VED payable upon registration, and, for company car drivers, the P11D value and the amount of Benefit in Kind (BiK) tax payable. Figures shown are for comparison purposes and should only be compared to the fuel consumption and CO<sub>2</sub> values of other cars tested to the same technical standard. The fuel consumption achieved, and CO<sub>2</sub> produced, in real world conditions will depend upon a number of factors including, but not limited to: the accessories fitted (pre and post registration); variations in weather; driving styles and vehicle load. The WLTP (Worldwide Harmonised Light Vehicles Test Procedure) is used to measure fuel consumption and CO<sub>2</sub> figures. Full data relating to WLTP test cycles can be found at: [www.vauxhall.co.uk/wltp](http://www.vauxhall.co.uk/wltp)

Please note: On-the-road recommended retail prices (RRP) include number plates and delivery to Retailer of £900.00 (including £150.00 VAT), 12 months' Vehicle Excise Duty and new vehicle first registration fee of £55.00. Excludes fuel and insurance. Company Car Benefit in Kind (BiK) rates are monthly based on the standard paint price.

# PRICES PETROL

|                             | LCDV CODE        | PRICE (£) | VAT (£)  | TOTAL (£) | ON-THE-ROAD RRP (£) | P11D PRICE (£) | FINANCIAL YEAR 2025/26<br>BiK 20% (£) | WLTP COMBINED CO <sub>2</sub> (g/km) <sup>#</sup><br>- LCDV CODE | EV RANGE UP TO (MILES) | INSURANCE GROUPS |
|-----------------------------|------------------|-----------|----------|-----------|---------------------|----------------|---------------------------------------|--|------------------------|------------------|
| PETROL                      |                  |           |          |           |                     |                |                                       |  |                        |                  |
| HATCHBACK                   |                  |           |          |           |                     |                |                                       |  |                        |                  |
| Ultimate                    |                  |           |          |           |                     |                |                                       |  |                        |                  |
| 1.2 (130PS) Turbo           | 1GO5A5TM6KTX40E2 | 27,400.00 | 5,480.00 | 32,880.00 | <b>34,275.00</b>    | 33,780.00      | 174.53                                | 129.00   | -                      | 20E              |
| 1.2 (130PS) Turbo auto      | 1GO5A5TM61TX40E2 | 28,650.00 | 5,730.00 | 34,380.00 | <b>35,875.00</b>    | 35,280.00      | 188.16                                | 134.00   | -                      | 20E              |
| (145PS) Turbo Hybrid e-DCT6 | 1GO5A5TJHWTX40E2 | 29,483.33 | 5,896.67 | 35,380.00 | <b>36,775.00</b>    | 36,280.00      | 169.31                                | 112.00   | -                      | 22E              |

Please note: The above LCDV codes are for England, Wales and Scotland. For Northern Ireland the 'TX' is replaced with 'T0'

WLTP combined CO<sub>2</sub> (g/km) figures are based on a configured vehicle as per LCDV code for UK with no options fitted.

#Provisional fuel consumption and CO<sub>2</sub> figures are determined according to the WLTP test cycle. CO<sub>2</sub> figures, BiK values and RRP pricing shown above are for a standard vehicle without any additional optional equipment. CO<sub>2</sub> figures are used to calculate Vehicle Excise Duty (VED) for the first registration of the vehicle and BiK. The addition of optional extras could increase the certified CO<sub>2</sub> emission output. This in turn may affect the amount of VED payable upon registration, and, for company car drivers, the P11D value and the amount of Benefit in Kind (BiK) tax payable. Figures shown are for comparison purposes and should only be compared to the fuel consumption and CO<sub>2</sub> values of other cars tested to the same technical standard. The fuel consumption achieved, and CO<sub>2</sub> produced, in real world conditions will depend upon a number of factors including, but not limited to: the accessories fitted (pre and post registration); variations in weather; driving styles and vehicle load. The WLTP (Worldwide Harmonised Light Vehicles Test Procedure) is used to measure fuel consumption and CO<sub>2</sub> figures. Full data relating to WLTP test cycles can be found at: [www.vauxhall.co.uk/wltp](http://www.vauxhall.co.uk/wltp)

Please note: On-the-road recommended retail prices (RRP) include number plates and delivery to Retailer of £900.00 (including £150.00 VAT), 12 months' Vehicle Excise Duty and new vehicle first registration fee of £55.00. Excludes fuel and insurance. Company Car Benefit in Kind (BiK) rates are monthly based on the standard paint price.

PRICES

PETROL

|                                 | LCDV CODE        | PRICE (£) | VAT (£)  | TOTAL (£) | ON-THE-ROAD RRP (£) | P11D PRICE (£) | FINANCIAL YEAR 2025/26<br>BiK 20% (£) | WLTP COMBINED CO <sub>2</sub> (g/km) <sup>#</sup><br>- LCDV CODE | EV RANGE UP TO (MILES) | INSURANCE GROUPS |
|---------------------------------|------------------|-----------|----------|-----------|---------------------|----------------|---------------------------------------|--|------------------------|------------------|
| PETROL                          |                  |           |          |           |                     |                |                                       |  |                        |                  |
| SPORTS TOURER                   |                  |           |          |           |                     |                |                                       |  |                        |                  |
| Griffin                         |                  |           |          |           |                     |                |                                       |  |                        |                  |
| 1.2 (130PS) Turbo               | 1GO5C5LM6KTXBUE2 | 22,912.50 | 4,582.50 | 27,495.00 | <b>28,890.00</b>    | 28,395.00      | 146.71                                | 126.00   | -                      | TBC              |
| 1.2 (130PS) Turbo auto          | 1GO5C5LM61TXBUE2 | 24,162.50 | 4,832.50 | 28,995.00 | <b>30,490.00</b>    | 29,895.00      | 159.44                                | 133.00   | -                      | TBC              |
| 1.2 (145PS) Turbo Hybrid e-DCT6 | 1GO5C5LJHWTXBUE2 | 24,995.83 | 4,999.17 | 29,995.00 | <b>31,390.00</b>    | 30,895.00      | 144.18                                | 111.00   | -                      | 20E              |
| GS                              |                  |           |          |           |                     |                |                                       |  |                        |                  |
| 1.2 (130PS) Turbo               | 1GO5C5TM6KTXA0E2 | 25,824.99 | 5,165.01 | 30,990.00 | <b>32,385.00</b>    | 31,890.00      | 164.77                                | 129.00   | -                      | 19E              |
| 1.2 (130PS) Turbo auto          | 1GO5C5TM61TXA0E2 | 27,074.99 | 5,415.01 | 32,490.00 | <b>33,985.00</b>    | 33,390.00      | 178.08                                | 133.00   | -                      | 19E              |
| (145PS) Turbo Hybrid e-DCT6     | 1GO5C5TJHWTXA0E2 | 27,908.33 | 5,581.67 | 33,490.00 | <b>34,885.00</b>    | 34,390.00      | 160.49                                | 111.00   | -                      | 21E              |
| Ultimate                        |                  |           |          |           |                     |                |                                       |  |                        |                  |
| 1.2 (130PS) Turbo               | 1GO5C5TM6KTX40E2 | 28,504.16 | 5,700.84 | 34,205.00 | <b>35,700.00</b>    | 35,105.00      | 187.23                                | 132.00   | -                      | 19E              |
| 1.2 (130PS) Turbo auto          | 1GO5C5TM61TX40E2 | 29,754.16 | 5,950.84 | 35,705.00 | <b>37,200.00</b>    | 36,605.00      | 201.33                                | 137.00   | -                      | 20E              |
| (145PS) Turbo Hybrid e-DCT6     | 1GO5C5TJHWTX40E2 | 30,587.49 | 6,117.51 | 36,705.00 | <b>38,100.00</b>    | 37,605.00      | 175.49                                | 114.00   | -                      | 22E              |

Please note: The above LCDV codes are for England, Wales and Scotland. For Northern Ireland the 'TX' is replaced with 'TO'

WLTP combined CO<sub>2</sub> (g/km) figures are based on a configured vehicle as per LCDV code for UK with no options fitted.

<sup>#</sup>Provisional fuel consumption and CO<sub>2</sub> figures are determined according to the WLTP test cycle. CO<sub>2</sub> figures, BiK values and RRP pricing shown above are for a standard vehicle without any additional optional equipment. CO<sub>2</sub> figures are used to calculate Vehicle Excise Duty (VED) for the first registration of the vehicle and BiK. The addition of optional extras could increase the certified CO<sub>2</sub> emission output. This in turn may affect the amount of VED payable upon registration, and, for company car drivers, the P11D value and the amount of Benefit in Kind (BiK) tax payable. Figures shown are for comparison purposes and should only be compared to the fuel consumption and CO<sub>2</sub> values of other cars tested to the same technical standard. The fuel consumption achieved, and CO<sub>2</sub> produced, in real world conditions will depend upon a number of factors including, but not limited to: the accessories fitted (pre and post registration); variations in weather; driving styles and vehicle load. The WLTP (Worldwide Harmonised Light Vehicles Test Procedure) is used to measure fuel consumption and CO<sub>2</sub> figures. Full data relating to WLTP test cycles can be found at: [www.vauxhall.co.uk/wltp](http://www.vauxhall.co.uk/wltp)

Please note: On-the-road recommended retail prices (RRP) include number plates and delivery to Retailer of £900.00 (including £150.00 VAT), 12 months' Vehicle Excise Duty and new vehicle first registration fee of £55.00. Excludes fuel and insurance. Company Car Benefit in Kind (BiK) rates are monthly based on the standard paint price.



All-new•Astra•GSe.tif

# EXTERIOR COLOURS

|   | PRICE                |
|---|----------------------|
|    | Included as standard |
|    | £650 inc VAT         |
|    | £650 inc VAT         |
|    | £650 inc VAT         |
|  | £650 inc VAT         |
|  | £650 inc VAT         |









Electric Yellow – Gloss Metallic Paint

The colours reproduced may vary slightly from the actual paint colour. As a result they should be used as a guide only. Your Vauxhall Retailer has a comprehensive display of our paint samples. Please note, vehicles illustrated are not model specific and are for illustrative purposes only.

\*Not available on GSe or Sports Tourer models.

# WHEELS

|   |  | GRIFFIN                               | GS   | ULTIMATE   | GSe          |
|---|--|---------------------------------------|--|--|--------------|
|  <div>VX_AST_32864_SKH.psd</div>       | 17” diamond cut alloy wheels                       | <div>●</div> <div>Petrol only</div>   |  |  |              |
|  <div>VX_AST_e_34293.psd</div>         | 18" diamond cut alloy wheels                       | <div>●</div> <div>Electric only</div> |  | <div>●</div> <div>Electric only</div>                |              |
|  <div>VX_AST_32866_QOJ.psd</div>      | 17" black alloy wheels                             |                                       | <div>●</div> <div>Plug-in Hybrid / Petrol only</div> |  |              |
|  <div>VX_AST_e_34294.psd</div>       | 18" black alloy wheels                             |                                       | <div>●</div> <div>Electric only</div>                |  |              |
|  <div>VX_AST_32868_PU1.psd</div>     | 18" diamond cut alloy wheels with grey inserts     |                                       |  | <div>●</div> <div>Plug-in Hybrid / Petrol only</div> |              |
|  <div>VX_AST_GSe_34211_PU3.psd</div> | 18" gloss black bi-colour diamond-cut alloy wheels |                                       |  |  | <div>●</div> |

# VAUXHALL PURESENSE

|  | GRIFFIN | GRIFFIN ELECTRIC | GS | GS PLUG-IN HYBRID/ELECTRIC | ULTIMATE | ULTIMATE PLUG-IN HYBRID/ELECTRIC | GSe PLUG-IN HYBRID |
|--|---------|------------------|----|----------------------------|----------|----------------------------------|--------------------|
| DRIVER ASSISTANCE  |         |                  |    |                            |          |                                  |                    |
| Automatic emergency braking with pedestrian detection  | ●       | ●                | ●  | ●                          | ●        | ●                                | ●                  |
| Adaptive cruise control with intelligent speed adaptation  | ●       | ●                | ●  | ●                          | ●        | ●                                | ●                  |
| Driver drowsiness alert  | ●       | ●                | ●  | ●                          | ●        | ●                                | ●                  |
| Lane departure warning with lane keep assist   | ●       | ●                | ●  | ●                          | ●        | ●                                | ●                  |
| Electronic parking brake   | ●       | ●                | ●  | ●                          | ●        | ●                                | ●                  |
| Front and rear parking distance sensors  | ●       | ●                | ●  | ●                          | ●        | ●                                | ●                  |
| 180° rear-view camera  | ●       | ●                | ●  | ●                          | ●        | ●                                | ●                  |
| Speed sign recognition   | ●       | ●                | ●  | ●                          | ●        | ●                                | ●                  |
| Extended traffic sign recognition  | ●       | ●                | ●  | ●                          | ●        | ●                                | ●                  |
| 180° rear-view camera  | ●       | ●                |    |                            |          |                                  |                    |
| Intelli-Vision 360° panoramic parking camera   |         |                  | ●  | ●                          | ●        | ●                                | ●                  |
| Intelli-HUD (Head-Up Display)  |         |                  |    |                            | ●        | ●                                | ●                  |
| Intelli-Drive 1.0 – Intelligent speed adaptation/Lane positioning assist/<br>Rear cross traffic alert/blind spot alert |         |                  |    |                            | ●        | ●                                | ●                  |
| EXTERIOR LIGHTING  |         |                  |    |                            |          |                                  |                    |
| Intelli-LED headlights and tail lights   | ●       | ●                | ●  | ●                          | ●        | ●                                | ●                  |
| LED front fog lights   |         |                  |    |                            | ●        | ●                                | ●                  |
| High beam assist   | ●       | ●                | ●  | ●                          | ●        | ●                                | ●                  |
| LED daytime running lights   | ●       | ●                | ●  | ●                          | ●        | ●                                | ●                  |
| Automatic lighting control   | ●       | ●                | ●  | ●                          | ●        | ●                                | ●                  |
| Intelli-Lux Pixel headlights   |         |                  |    |                            | ●        | ●                                | ●                  |

# VAUXHALL PURECONNECT

### PURE PANEL DIGITAL DISPLAY

Pure Panel technology makes driving more intuitive, with a flowing design that presents the information you need. With a 10" infotainment colour touchscreen and 10" digital instrument cluster right in front of you, you can stay focused on the road ahead.

- All Astra models are equipped with the Pure Panel Pro digital display with edge-to-edge glass finish.

### EV information display

- Powerflow display – Informs drivers on the current state of charge and what is being used as the power source, petrol or electric
- Charge display – displays an image of the charge port with the corresponding LED charge indication lights
- e-Save – enables the driver to determine how much battery energy needs to be conserved to ensure that the vehicle reaches its destination when in a zero emission zone  
There are three options:
  - 6 mile range reserve
  - 12 mile range reserve
  - Maximum reserve
- Statistics – The Statistics display the average consumption data over a period of time using colour coded graphs
- Green:** Energy recovered by braking phases and partial recharging by the petrol engine (kWh/mile)
- Blue:** Energy consumed by the vehicle directly by the battery (kWh/mile)
- Orange:** Fuel consumption (mpg)

### Digital instrumentation

- Digital speedometer and rev counter
- Satellite Navigation display
- Digital fuel gauge with low fuel level warning light
- Digital water temperature gauge with warning light
- Shift-up/down indication light – Indicates when to change gear for optimum fuel economy

### Driver information display (centrally located in digital instrument cluster)

- Total mileage
- Service-due indicator
- Oil life
- Tyre pressure monitoring system

### Multi-function trip computer (displayed on digital instrument cluster)

- Trip mileage
- Vehicle range based on remaining fuel
- Average speed
- Average fuel economy
- Instantaneous fuel economy
- Driving time

### Digital central facia display

- Audio information
- Digital clock with automatic RDS time adjustment
- Outside air temperature with ice warning function

Please note, Vauxhall driver assistance systems are intended to support the driver within the system-imminent limitations. The driver remains responsible for the driving task at all times.

Please note that compatibility and certain functions may be different depending on the type of device and operating system you're using with the Multimedia systems. Apple CarPlay is a trademark of Apple Inc. Apple and iPhone are trademarks of Apple Inc., registered in the U.S. and other countries. Android is a trademark of Google Inc, also registered in the U.S. and other countries. Services may require a subscription/fee and are subject to mobile network coverage and availability.



# VAUXHALL PURECONNECT

## INFOTAINMENT

### Onboard features

- Satellite navigation system with natural voice recognition
- 2D/3D street level mapping
- European coverage
- Points-of-interest search
- Map updates via USB
- DAB Digital radio
- RDS with Traffic Programme
- AM/FM stereo radio with 36 station presets
- Six speakers
- Customizable screen adaption with enhanced profile management and driver recognition
- Heating, Ventilation and Air Conditioning (HVAC) user interface
- Over-the-air updates (e.g. for software)
- WiFi updates (e.g. content download)

### Media connections

- USB connection with iPod control
- Bluetooth® A2DP audio streaming (Advanced Audio Distribution Profile)

### Mobile phone portal

- Bluetooth® connectivity
- Vehicle microphone
- Handsfree calls via steering wheel controls
- Phone book access – Contacts/last calls/missed calls etc are mirrored on the display and are easily navigated using the touchscreen (features dependent on mobile phone)
- SMS read out and reply

### Additional features


- Steering wheel mounted audio controls
- Shark fin aerial

### Drive Smart


- Live navigation provided by TomTom®
- Real time traffic news
- Parking prices and availability
- Weather information
- Natural voice recognition
- Fuel prices
- Charging station search
- Quick search for addresses and points of interest
- Road safety alerts

# STYLING


|  | GRIFFIN | GRIFFIN ELECTRIC | GS      | GS PLUG-IN HYBRID/ELECTRIC | ULTIMATE | ULTIMATE PLUG-IN HYBRID/ELECTRIC | GSe PLUG-IN HYBRID |
|--|---------|------------------|---------|----------------------------|----------|----------------------------------|--------------------|
| EXTERIOR STYLING   |         |                  |         |                            |          |                                  |                    |
| Body-colour door handles   | ●       | ●                | ●       | ●                          | ●        | ●                                | ●                  |
| Black lower window moulding  | ●       | ●                | ●       | ●                          | ●        | ●                                | ●                  |
| Black-painted door mirrors   | ●       | ●                | ●       | ●                          | ●        | ●                                | ●                  |
| Body-colour bumpers with grained black lower front grille and rear valance panel   | ●       | ●                |         |                            |          |                                  |                    |
| Body-colour sports-style bumpers with high gloss black lower front grille, decor blade and rear valance panel            |         |                  | ●       | ●                          | ●        | ●                                |                    |
| Unique GSe body-colour sports-style bumpers with high gloss black lower front grille, decor blade and rear valance panel |         |                  |         |                            |          |                                  | ●                  |
| Chrome-effect Griffin logo and Black vizor frame   | ●       | ●                |         |                            |          |                                  |                    |
| Black Griffin logo and vizor frame   |         |                  | ●       | ●                          | ●        | ●                                | ●                  |
| Dark-tinted rear windows   | ●       | ●                | ●       | ●                          | ●        | ●                                | ●                  |
| Body-colour roof and rear spoiler  |         |                  | No-cost | No-cost                    | No-cost  | No-cost                          | No-cost            |
| Carbon black roof and rear spoiler*  | ●       | ●                | ●       | ●                          | ●        | ●                                | ●                  |



Black Griffin logo and vizor frame



Black roof and dark-tinted rear windows



Rear styling

Please note that compatibility and certain functions may be different depending on the type of device and operating system you're using with the Multimedia systems. Apple CarPlay is a trademark of Apple Inc. Apple and iPhone are trademarks of Apple Inc., registered in the U.S. and other countries. Android is a trademark of Google Inc, also registered in the U.S. and other countries. Services may require a subscription/fee and are subject to mobile network coverage and availability.

\*Standard with Carbon Black body colour.

# COMFORT AND CONVENIENCE

|  | GRIFFIN   | GRIFFIN ELECTRIC | GS        | GS PLUG-IN HYBRID/ELECTRIC | ULTIMATE  | ULTIMATE PLUG-IN HYBRID/ELECTRIC | GSe PLUG-IN HYBRID |
|--|-----------|------------------|-----------|----------------------------|-----------|----------------------------------|--------------------|
| INTERIOR CONVENIENCE   |           |                  |           |                            |           |                                  |                    |
| Reach and rake adjustable steering   | ●         | ●                | ●         | ●                          | ●         | ●                                | ●                  |
| Steering wheel audio/phone/cruise controls   | ●         | ●                | ●         | ●                          | ●         | ●                                | ●                  |
| 60/40 split-folding rear seat backs (Hatchback only)   | ●         | ●                | ●         | ●                          | ●         | ●                                | ●                  |
| Twin electrically adjustable/heated door mirrors   | ●         | ●                | ●         | ●                          | ●         | ●                                | ●                  |
| Electrically operated front and rear windows with safety auto reverse and one-touch up/down facility   | ●         | ●                | ●         | ●                          | ●         | ●                                | ●                  |
| Paddle shift (excludes Electric)   | auto only |                  | auto only | ●                          | auto only | ●                                | ●                  |
| Front centre armrest with cup holder   | ●         | ●                | ●         | ●                          | ●         | ●                                | ●                  |
| Centre rear seat armrest and load-through facility   |           |                  |           |                            | ●         | ●                                | ●                  |
| Frameless automatic anti-dazzle rear-view mirror   | ●         | ●                | ●         | ●                          | ●         | ●                                | ●                  |
| Flex load floor  |           |                  | ●         |                            | ●         |                                  |                    |
| Wireless charger for mobile devices  | ●         | ●                |           |                            | ●         | ●                                | ●                  |
| Keyless entry and start  | ●         | ●                | ●         | ●                          | ●         | ●                                | ●                  |
| HEATING AND VENTILATION  |           |                  |           |                            |           |                                  |                    |
| Electronic climate control   | ●         | ●                |           |                            |           |                                  |                    |
| Dual-zone electronic climate control   |           |                  | ●         | ●                          | ●         | ●                                | ●                  |
| Heated steering wheel and front seats  | ●         | ●                | ●         | ●                          | ●         | ●                                | ●                  |
| Heated windscreen  |           |                  |           |                            | ●         | ●                                | ●                  |
| INTERIOR SEATING   |           |                  |           |                            |           |                                  |                    |
| Nappa Leather seat trim inserts with driver's seat memory, massage and ventilation functions (excludes 1.2 (145PS) Turbo Hybrid e-DCT6 auto) |           |                  |           |                            |           |                                  | £2100*             |

# COMFORT AND CONVENIENCE


|  | GRIFFIN | GRIFFIN ELECTRIC | GS    | GS PLUG-IN HYBRID/ELECTRIC | ULTIMATE | ULTIMATE PLUG-IN HYBRID/ELECTRIC | GSe PLUG-IN HYBRID |
|--|---------|------------------|-------|----------------------------|----------|----------------------------------|--------------------|
| INTERIOR LIGHTING  |         |                  |       |                            |          |                                  |                    |
| Illuminated vanity mirrors and rear reading lights   | ●       | ●                | ●     | ●                          | ●        | ●                                | ●                  |
| Ambient lighting – customisable with eight different colours   |         |                  | ●     | ●                          | ●        | ●                                | ●                  |
| INTERIOR STYLING   |         |                  |       |                            |          |                                  |                    |
| Black headliner  | ●       | ●                | ●     | ●                          | ●        | ●                                | ●                  |
| Alloy-effect sports pedals   |         |                  |       |                            | ●        | ●                                | ●                  |
| EXTERIOR CONVENIENCE   |         |                  |       |                            |          |                                  |                    |
| Manually folding door mirrors  | ●       | ●                |       |                            |          |                                  |                    |
| Power folding door mirrors with puddle light   |         |                  | ●     | ●                          | ●        | ●                                | ●                  |
| Electrically operated slide/tilt glass sunroof with blind  |         |                  |       |                            | ●        | ●**                              | ●                  |
| Tow Bar  | £605*   | £605*            | £605* | £605*                      | £605*    | £605*                            | £605*              |
| Provision for spare wheel fitment – spare wheel is Retailer-fit, deletes emergency tyre inflation kit (Hatchback only) | £20*    |                  | £20*  |                            | £20*     |                                  |                    |
| Power tailgate (Sports Tourer only)  |         |                  |       |                            | ●        | ●                                | ●                  |
| 7.4kW on-board charger – halves charging time when charging with a 7kW wallbox (Plug-in Hybrid only)                   |         |                  |       | £500*                      |          | £500*                            | £500*              |



Ambient lighting



Alloy-effect sports pedals



Electrically operated slide/tilt glass sunroof with blind

\*Optional at extra cost including VAT.

\*Optional at extra cost including VAT.  
\*\*Please note, a delete sunroof option is available at no-cost on Electric models only, please consult your Retailer.

# SAFETY AND SECURITY

|   | GRIFFIN | GRIFFIN ELECTRIC | GS | GS PLUG-IN HYBRID/ELECTRIC | ULTIMATE | ULTIMATE PLUG-IN HYBRID/ELECTRIC | GSe PLUG-IN HYBRID |
|---|---------|------------------|----|----------------------------|----------|----------------------------------|--------------------|
| AIRBAGS   |         |                  |    |                            |          |                                  |                    |
| Driver's and front passenger's airbag   | ●       | ●                | ●  | ●                          | ●        | ●                                | ●                  |
| Front seat side-impact and full-size curtain airbags  | ●       | ●                | ●  | ●                          | ●        | ●                                | ●                  |
| BRAKING AND STABILITY   |         |                  |    |                            |          |                                  |                    |
| In crash braking – the system automatically brakes the vehicle to help it come to a standstill after a severe collision                         | ●       | ●                | ●  | ●                          | ●        | ●                                | ●                  |
| Hill start assist – holds the vehicle steady for two seconds on slopes with a gradient of over 3% after the brake pedal is released             | ●       | ●                | ●  | ●                          | ●        | ●                                | ●                  |
| Anti-lock Braking System (ABS) and Electronic Stability Programme (ESP)   | ●       | ●                | ●  | ●                          | ●        | ●                                | ●                  |
| Rollover mitigation – constantly monitors the vehicle behaviour, with the help of the ESP, to intervene when the vehicle threatens to roll over | ●       | ●                | ●  | ●                          | ●        | ●                                | ●                  |
| Drag torque control – maintains stability on slippery roads when lifting off the accelerator or changing gear                                   | ●       | ●                | ●  | ●                          | ●        | ●                                | ●                  |
| Emergency brake assist with fading brake support  | ●       | ●                | ●  | ●                          | ●        | ●                                | ●                  |
| Electronic brakeforce distribution  | ●       | ●                | ●  | ●                          | ●        | ●                                | ●                  |
| Adaptive brake lights   | ●       | ●                | ●  | ●                          | ●        | ●                                | ●                  |
| CHILD SAFETY  |         |                  |    |                            |          |                                  |                    |
| Deactivation switch for front passenger's front and side-impact bags  | ●       | ●                | ●  | ●                          | ●        | ●                                | ●                  |
| ISOFIX child seat mountings – located on outer rear seats incorporating top tether mounting points. (Does not include child seat)               | ●       | ●                | ●  | ●                          | ●        | ●                                | ●                  |
| SECURITY  |         |                  |    |                            |          |                                  |                    |
| Remote control ultrasonic security alarm system   | ●       | ●                | ●  | ●                          | ●        | ●                                | ●                  |
| Locking wheel bolts for alloy wheels  | ●       | ●                | ●  | ●                          | ●        | ●                                | ●                  |

# VERSATILITY SPORTS TOURER

The following features are available across the Astra Sports Tourer range.

- Intelli-Space**
- 40/20/40 split-folding rear seat backs
  - Easy accessible storage boxes in the boot floor accommodate tyre inflation kit and first-aid kit
  - Side storage with nets
  - Luggage compartment retractable cover

- Additional features (Petrol)**
- Spare-wheel storage area
  - Rear seat backs with remote easy-fold facility

- Additional feature (Plug-in Hybrid/Electric)**
- Special under-carpet storage space for battery, charging cable, tyre inflation kit and first-aid kit

|   | GRIFFIN | GRIFFIN ELECTRIC | GS    | GS PLUG-IN HYBRID | ULTIMATE | ULTIMATE PLUG-IN HYBRID | GSe PLUG-IN HYBRID |
|---|---------|------------------|-------|-------------------|----------|-------------------------|--------------------|
| INTERIOR LOAD AREA  |         |                  |       |                   |          |                         |                    |
| Fixed floor   |         |                  |       | ●                 |          | ●                       | ●                  |
| Flex load floor   | ●       |                  | ●     |                   | ●        |                         |                    |
| Rear seat load-through facility with armrest and cup holders  |         |                  |       |                   | ●        | ●                       | ●                  |
| Intelli-Space load floor adjustable in two heights for flat load area. Adds additional 40 litres of load volume in lower position | ●       | ●                | ●     |                   |          |                         |                    |
| High gloss black roof rails (Sports Tourer only)  | ●       | ●                |       |                   | ●        | ●                       | ●                  |
| Luggage restraining nets (Sports Tourer only)   | £200*   | £200*            | £200* | £200*             | £200*    | £200*                   | £200*              |



Intelli-Space 40/20/40 split rear seats



Intelli-Space adjustable load floor



Easy accessible storage boxes

\*Optional at extra cost including VAT.

# PUREENERGY ELECTRIC

## SINGLE-SPEED ELECTRONIC DRIVE SELECTOR

As the motor is an all-electric single-speed drive unit, there is no need for multiple gears. Instead, the shifter lets the driver select from the following:

- Park
- Reverse
- Neutral
- Drive
- Braking (for increased regenerative braking)

## DRIVE MODE SELECTOR

The driver can determine the driving style by selecting one of the following modes:

- **Normal:** for a balanced drive that offers a compromise between performance and energy efficiency
- **Sport:** for a dynamic drive with a responsive throttle and the highest top speed and torque
- **ECO:** for maximum range and energy efficiency. The ECO mode deactivates all unnecessary energy-consuming features and reduces the top speed, torque and overall performance

## CHARGING

Astra Electric is fitted with a 11kW on board charger and is also equipped with a Mode 3 cable as standard. Additional charging accessories are available at extra cost. For more details please consult your local Retailer.

The charging flap’s Padlock LED lights up when the cable is correctly plugged in and locked and then acts as a user interface to show the charging status via coloured LED lights:

- **White:** welcome light that helps to light up the area, especially useful in dark conditions
- **Flashing green:** charging in progress
- **Solid green:** charging complete
- **Solid blue:** delayed charging toggled; changes to flashing green when charging commences
- **Solid red:** malfunction

The driver may also choose from two settings:

- **Immediate charging (the standard setting):** Starts charging as soon as the vehicle is docked for charging
- **Delayed charging:** This is especially useful for when cheaper electric rates are desired, e.g. charging at night. Simply enter a charging start time

**Please note, EV range assumes that vehicle has been pre-conditioned prior to journey. This function can be accessed either via MyVauxhall App or by using the infotainment system.**

# PUREENERGY ELECTRIC

| DRIVETRAIN - ELECTRIC       | 54KWH                                |
|-----------------------------|--------------------------------------|
| CO <sub>2</sub> emissions   | 0g/km                                |
| Maximum power (Sport mode)  | 115kW (156PS)                        |
| Maximum torque (Sport mode) | 270Nm (199lb.ft.)                    |
| Acceleration 0-62mph        | 9.2 secs                             |
| Maximum speed               | 105 mph                              |
| Transmission                | All-electric single-speed drive unit |

|                  |   |
|------------------|---|
| Service interval | Initial inspection at 8,000 miles/1 year (whichever comes sooner). Thereafter 16,000 miles/2 years (whichever comes sooner) |
|------------------|---|

| BATTERY                    | 54KWH                              |
|----------------------------|------------------------------------|
| Battery capacity           | 54kWh                              |
| AC on-board charger speed  | 11kW                               |
| EAER (WLTP high)*          | 252 – 260 miles                    |
| Energy consumption (WLTP)* | 14.8 - 15.2kWh/100km               |
| Battery warranty           | 8 years/100,000 miles/70% capacity |

| CHARGING (SUPPLY)                                 | SOCKET | CHARGE TIME (0-100%) |
|---|--------|----------------------|
| AC current – Domestic 3 pin socket (2.3kW)        | Type 2 | 26h 25m              |
| AC current – Home wallbox or public charger (7kW) | Type 2 | 8h                   |
| AC current – Public charger (11kW)                | Type 2 | 5h 45m               |
| DC current – Rapid charger (100kW)                | CCS    | 26m (20-80%)         |

| CHARGING CABLES            | 11KW ON-BOARD CHARGER |
|----------------------------|-----------------------|
| Mode 3, 3-phase 22kW cable | Standard              |

| VED                 | FIRST YEAR | STANDARD VED |
|---------------------|------------|--------------|
| Vehicle Excise Duty | £10        | £195         |

The Astra Electric is a battery electric vehicle requiring mains electricity for charging. Range data given has been determined according to WLTP test procedure methodology. The figures shown are intended for comparability purposes only and should only be compared to other cars tested to the same technical standard. The range you achieve under real world driving conditions will depend upon a number of factors, including but not limited to: the accessories fitted (pre and post registration); charging frequency; personal driving style; vehicle load and route characteristics; variations in weather; heating/air conditioning; pre-conditioning and battery condition. For more information, contact your local Vauxhall Retailer.

EAER = Equivalent All Electric Range. \*WLTP preliminary.



# PUREENERGY PLUG-IN HYBRID

## ELECTRIFIED TRANSMISSION

The 7-speed electrified transmission system is standard and offers both smooth transition between gears. The 7-speed electrified gearbox includes the following content:

- Multi-disc wet clutch replaces removed torque converter
- Permanent electric motor that transforms electric energy into mechanical drive energy
- Electric motor installed into the gearbox and petrol engine
- Comes with intuitive and stylish automatic gearbox with electric shifter with shift paddles

The current driving position is indicated to the driver with a LED between:

- **R:** used for reverse driving
- **N:** used for neutral, allowing the vehicle to be moved with ignition off
- **D:** used for automatic drive, the gearbox change gears without any action from the driver
- **B button:** to switch to regenerative braking

## DRIVE MODE SELECTOR

The driver can determine the driving style by selecting one of the following modes:

- **Normal:** is the default Hybrid mode and offers the best of both worlds between controlled fuel consumption and on-road performance
- **Sport:** draws on the combined power of the engine and motor for a more dynamic drive
- **Electric:** activates the electric motor only, for zero CO<sub>2</sub> emissions and complete silence
- **Engine sound enhancement:** In the Sport mode, the engine sound is amplified via the radio speakers depending on input factors such as vehicle speed, engine speed, acceleration, gear and pedal position

## CHARGING

- Astra Plug-in Hybrid range comes with a Mode 2 cable and a 3.7kW on-board charger as standard. Includes cable bag at no extra cost

Please note: A Mode 2 cable (standard UK socket\*) would charge the vehicle in less than 8 hours.

Astra Plug-in Hybrid range charging time examples are listed showing times dependant on the various powers of charge point which the vehicle is plugged into.

**Please note, EV range assumes that vehicle has been pre-conditioned prior to journey. This function can be accessed either via MyVauxhall App or infotainment system.**

# PUREENERGY PLUG-IN HYBRID

| PETROL ENGINE                              | 1.6 (195PS)   | 1.6 (225PS)                 |
|--|---|-----------------------------|
| Maximum power                              | 150PS (110kW) @ 5500rpm   | 180PS (133kW) @ 5500rpm     |
| Combined power                             | 196PS(144kW) @ 6000rpm  | 225PS (165kW) @ 6000rpm     |
| Maximum torque                             | 250Nm (184lb.ft.) @ 1750rpm                                       | 250Nm (184lb.ft.) @ 1750rpm |
| Combined torque                            | 360Nm (265lb.ft.) @ 1750rpm                                       | 360Nm (265lb.ft.) @ 1750rpm |
| Combined CO <sub>2</sub> emissions (WLTP)# | 17-19g/km   | 18-19g/km                   |
| Combined fuel economy (WLTP)#              | 353mpg (0.8l/100km)   |                             |
| Combined maximum speed                     | 140 mph   | 146 mph                     |
| 0-62mph                                    | 7.9 secs  | 7.6 secs                    |
| Configuration                              | 4 cylinders, 4 valves per cylinder, double overhead camshafts     |                             |
| Fuel/induction system                      | Turbocharger. Variable Valve Timing. Common rail direct injection |                             |
| Emission compliance                        | Euro 6e-bis   |                             |
| Service interval                           | 20,000 miles or 1 year (whichever occurs sooner)                  |                             |

| ELECTRIC MOTOR | 1.6 (195PS)            | 1.6 (225PS)            |
|----------------|------------------------|------------------------|
| Maximum power  | 110PS (92kW) @ 2500rpm | 110PS (92kW) @ 2500rpm |

| BATTERY                              | 1.6 (195PS)                        | 1.6 (225PS)        |
|--------------------------------------|------------------------------------|--------------------|
| Battery capacity                     | 17.2kWh                            | 17.2kWh            |
| AC on-board charger speed (standard) | 3.7kW                              | 3.7kW              |
| EAER (WLTP high)#                    | up to 49 miles                     | up to 49 miles     |
| Energy consumption (WLTP combined)   | 20.5-21.0kWh/100km                 | 20.6-20.9kWh/100km |
| Battery warranty                     | 8 years/100,000 miles/70% capacity |                    |

| CHARGING (SUPPLY AC CURRENT)             | SOCKET | CHARGE TIME (0-100%) |
|--|--------|----------------------|
| Domestic 3 pin socket (2.3kW)            | Type 2 | 7h 24m               |
| Home wallbox or public charger (3.2kW)   | Type 2 | 4h 17m               |
| Home wallbox or public charger (7.4kW)** | Type 2 | 2h 05m               |

| VED                 | 1ST YEAR RATE | STANDARD RATE |
|---------------------|---------------|---------------|
| Vehicle Excise Duty | £110          | £195          |

Preliminary data determined according to WLTP test procedure methodology. EU type approval and Certificate of Conformity are not yet available. Preliminary values may differ from official final type approval data. Charging rate depends on power source and charging cable used.

These figures were obtained using a combination of battery power and fuel. The Astra Plug-in Hybrid requires mains electricity for charging.

#WLTP Figures shown are for comparison purposes and should only be compared to the fuel consumption, CO<sub>2</sub> values and electric range of other cars tested to the same technical standard. The fuel consumption and electric range achieved, and CO<sub>2</sub> produced, in real world conditions will depend upon a number of factors including, but not limited to: the accessories fitted (pre and post registration); charging frequency; battery condition; variations in weather; driving styles and vehicle load. For more information contact your local Vauxhall Retailer.

EAER = Equivalent All Electric Range. \*Only use a domestic electrical socket that has been checked by a qualified electrician and is protected by a circuit breaker adapted to the amperage of the electrical circuit. \*\*Requires optional 7kW on board charger.

# PUREENERGY PETROL

| PETROL ENGINES        | 1.2 (130PS) TURBO  | 1.2 (145PS) TURBO HYBRID E-DCT6 AUTO   |
|-----------------------|--|--|
| Capacity              | 1199cc   | 1199cc   |
| Maximum power         | 130PS (96kW) @ 5500rpm   | 145PS (107kW) @ 5500rpm  |
| Maximum torque        | 230Nm (169lb.ft.) @ 1750rpm  | 230Nm (169lb.ft.) @ 1750rpm  |
| Configuration         | 3 cylinders, 4 valves per cylinder, double overhead camshafts                          | 3 cylinders, 4 valves per cylinder, double overhead camshafts                          |
| Fuel/induction system | Turbocharger.<br>Variable Valve Timing (VVT).<br>Spark ignited direct injection (SIDi) | Turbocharger.<br>Variable Valve Timing (VVT).<br>Spark ignited direct injection (SIDi) |
| Emission compliance   | Euro 6.4   | Euro 6e-bis  |
| Service interval      | 12,500 miles or 1 year<br>(whichever occurs sooner)                                    | 16,000 miles or 1 year<br>(whichever occurs sooner)                                    |

| PERFORMANCE, FUEL ECONOMY AND EMISSIONS | PERFORMANCE (MANUFACTURER'S FIGURES) |                            | FUEL ECONOMY MPG (LITRES/100KM)# |               | CO <sub>2</sub> EMISSIONS G/KM# |               | VEHICLE EXCISE DUTY* |               | BIK RATES FROM - 2025/26 TAX YEAR |
|---|--------------------------------------|----------------------------|----------------------------------|---------------|---------------------------------|---------------|----------------------|---------------|-----------------------------------|
|   | MAXIMUM SPEED (MPH)                  | ACCELERATION 0-62MPH (SEC) | COMBINED LOW                     | COMBINED HIGH | COMBINED LOW                    | COMBINED HIGH | FIRST YEAR RATE      | STANDARD RATE |                                   |
| Hatchback                               |                                      |                            |                                  |               |                                 |               |                      |               |                                   |
| 1.2 (130PS) Turbo                       | 130                                  | 9.7                        | 49.6 (5.7)                       | 50.4 (5.6)    | 126                             | 129           | £440                 | £195          | 30%                               |
| 1.2 (130PS) Turbo auto                  | 130                                  | 9.7                        | 48.7 (5.9)                       | 49.6 (5.8)    | 131                             | 134           | £540                 | £195          | 31%                               |
| 1.2 (145PS) Turbo Hybrid e-DCT6 auto    | 130                                  | 9.0                        | 56.5 (5.0)                       | 58.9 (4.8)    | 108                             | 112           | £390                 | £195          | 27%                               |
| Sports Tourer                           |                                      |                            |                                  |               |                                 |               |                      |               |                                   |
| 1.2 (130PS) Turbo                       | 130                                  | 10.0                       | 47.9 (5.9)                       | 49.6 (5.7)    | 129                             | 132           | £440                 | £195          | 31%                               |
| 1.2 (130PS) Turbo auto                  | 130                                  | 9.9                        | 46.3 (6.1)                       | 47.9 (5.9)    | 133                             | 137           | £540                 | £195          | 32%                               |
| 1.2 (145PS) Turbo Hybrid e-DCT6 auto    | 130                                  | 9.3                        | 55.4 (5.1)                       | 57.6 (4.9)    | 111                             | 114           | £440                 | £195          | 27%                               |

#Figures shown are for comparison purposes and should only be compared to the fuel consumption and CO<sub>2</sub> values of other cars tested to the same technical standard. The fuel consumption achieved, and CO<sub>2</sub> produced, in real world conditions will depend upon a number of factors including, but not limited to: the accessories fitted (pre and post registration); variations in weather; driving styles and vehicle load. The WLTP (Worldwide Harmonised Light Vehicles Test Procedure) is used to measure fuel consumption and CO<sub>2</sub> figures. The CO<sub>2</sub> figures display a range to reflect the highest value for the highest emitting version with all available options added, through to a minimum value to represent the lowest emitting version in standard specification.

\*Correct at time of publication.

# SPECIFICATIONS

## TRANSMISSIONS

### Six-speed manual gearbox

Petrol engines: 1.2 (130PS) Turbo

### Six-speed dual clutch automatic transmission

Petrol engine: 1.2 (145Ps) Hybrid Turbo

### Eight-speed automatic transmission

Petrol engine: 1.2 (130PS) Turbo

This transmission enables increased drive comfort with improved fuel economy and features a manual shifting mode. For a more engaging drive, the driver can select gears using the shift paddles located on the steering wheel.

### Drive mode selector (auto-only)

The driver can determine the driving style by selecting one of the following modes:

- **Normal:** for a balanced drive that offers a compromise between performance and energy efficiency
- **Sport:** for a dynamic drive with a responsive throttle and the highest top speed and torque
- **ECO:** for maximum range and energy efficiency. The ECO mode deactivates all unnecessary energy-consuming features and reduces the top speed, torque and overall performance

Hybrid e-DCT6 auto 1.2-litre petrol engine paired with a new six-speed dual clutch automatic transmission and a 28hp electric motor.

Permanent magnet synchronous electric motor is integrated into the gearbox and produces peak power of 21kW (28hp) and maximum torque of 55Nm.

## STEERING

- Power-assisted steering
- Turning circle (wall-to-wall):
  - 10.51m (34.5ft.) Hatchback
  - 10.71m (35.1ft.) Sports Tourer

## FUEL TANK CAPACITIES

- 52 litres – Petrol
- 42 litres – Plug-in Hybrid

## SUSPENSION

- **Front:** Independent. Decoupled MacPherson struts with gas-pressure dampers and coil springs. Anti-roll bar
- **Rear:** Compound crank with coil springs and gas-pressure dampers

## GSe

### Re-calibrated sports steering

Revised steering geometry provides increased feedback and allows the driver to more accurately judge grip levels.

### Unique chassis set-up

Bespoke chassis set-up delivering a more agile and precise handling experience without sacrificing ride quality.

- Ride height lowered by 10mm
- **Front suspension:** Independent decoupled MacPherson struts with Koni FSD (Frequency Selective Damping) oil-filled dampers and revised springs. Anti-roll bar
- **Rear suspension:** Compound crank with coil springs and Koni FSD oil-filled dampers and revised springs

### Unique ESP settings

Adjustments have also been made to the electronic stability program which monitors the traction control. This enables the system to respond more effectively to cope with the increase in engine power and greater dynamic driving behaviour made possible by the chassis improvements.

# SPECIFICATIONS

|  | HATCHBACK                    | SPORTS TOURER                |
|--|------------------------------|------------------------------|
| EXTERIOR DIMENSIONS – MM (INCHES)              |                              |                              |
| Length   | 4374 (172.2)                 | 4642 (182.8)                 |
| Width (with mirrors)                           | 2062 (81.2)                  | 2062 (81.2)                  |
| Height   | 1441 (56.7)                  | 1443 (56.8)                  |
| Wheelbase                                      | 2675 (105.3)                 | 2732 (107.6)                 |
| LOADSPACE DIMENSIONS – MM (INCHES)             |                              |                              |
| Load floor length (rear seats folded)          | 1589 (62.5)                  | 1850 (72.8)                  |
| Load floor length (behind rear seats)          | 795 (31.3)<br>770 (30.3)**   | 1026 (40.3)<br>1018 (40.0)** |
| Load area width                                | 1020 (40.2)                  | 1032 (40.6)                  |
| Load area height                               | 599 (23.5)<br>601 (23.6)**   | 599 (23.5)<br>601 (23.6)**   |
| Tailgate aperture height                       | 526 (20.7)                   | 482 (18.9)                   |
| LUGGAGE CAPACITIES* – LITRES (CU.FT.)          |                              |                              |
| Rear seat up (under luggage compartment cover) | 422 (14.9)<br>352 (12.4)**   | 597 (21.0)<br>516 (18.2)**   |
| Rear seat down (measured to roof)              | 1339 (47.2)<br>1268 (44.7)** | 1634 (57.7)<br>1553 (54.8)** |

Please note: **Gross vehicle weight** is the total permissible weight of the vehicle including passengers and their luggage. The **maximum roof rack loading** should not exceed 75kg. The **maximum towing weights** are based on the ability of the car, with two occupants of 75kg each, to restart on a 12% gradient, which is approximately 1 in 8.3, at sea level. The permitted trailer load applies up to the specified incline and up to an altitude of 1000 metres above sea level. The permissible gross train weight decreases by 10% for every 1000 metres of additional altitude. At altitudes above 1500 metres, the engine output may drop with a corresponding reduction in towing capability. Any extra weight, such as luggage or additional passengers, should be deducted from the maximum towing weight. With a trailer fully loaded, **maximum noseweight** should not exceed 75kg. Always fit Vauxhall towing attachments and accessories available from your Vauxhall Retailer. They are designed specifically for Vauxhall models and carry a 12-month guarantee.

\*Measured using the ECIE method. When a spare wheel is specified loadspace capacity is reduced due to a raised luggage compartment floor. \*\*Plug-in Hybrid and Electric. †Factory-fit. ††Retailer-fit.

# SPECIFICATIONS

| WEIGHTS AND TOWING DATA – KG         | GROSS VEHICLE WEIGHT | KERB WEIGHT | MAX. TOWING WEIGHTS. TRAILER WITH BRAKES (WITHOUT BRAKES) |
|--------------------------------------|----------------------|-------------|---|
| Hatchback                            |                      |             |   |
| 1.2 (130PS) Turbo                    | 1840                 | 1341        | 1250 (660)  |
| 1.2 (130PS) Turbo auto               | 1880                 | 1371        | 1400 (680) <sup>†</sup> /<br>1200 (680) <sup>††</sup>     |
| 1.2 (145PS) Turbo Hybrid e-DCT6 auto | 1950                 | 1454        | 1150 (600)  |
| 1.6 (195PS) Turbo/Electric auto      | 2120                 | 1678        | 1450 (750)  |
| 1.6 (225PS) Turbo/Electric auto      | 2120                 | 1703        | 1450 (750)  |
| Electric Propulsion (156PS) auto     | 2100                 | 1679        | –   |
| Sports Tourer                        |                      |             |   |
| 1.2 (130PS) Turbo                    | 1880                 | 1394        | 1200 (690)  |
| 1.2 (130PS) Turbo auto               | 1900                 | 1421        | 1400 (680) <sup>†</sup> /<br>1200 (680) <sup>††</sup>     |
| 1.2 (145PS) Turbo Hybrid e-DCT6 auto | 1990                 | 1502        | 1100 (600)  |
| 1.6 (195PS) Turbo/Electric auto      | 2170                 | 1717        | 1400 (750)  |
| 1.6 (225PS) Turbo/Electric auto      | 2170                 | 1746        | 1400 (750)  |
| Electric Propulsion (156PS) auto     | 2170                 | 1760        | –   |

Please note: **Gross vehicle weight** is the total permissible weight of the vehicle including passengers and their luggage. The **maximum roof rack loading** should not exceed 75kg. The **maximum towing weights** are based on the ability of the car, with two occupants of 75kg each, to restart on a 12% gradient, which is approximately 1 in 8.3, at sea level. The permitted trailer load applies up to the specified incline and up to an altitude of 1000 metres above sea level. The permissible gross train weight decreases by 10% for every 1000 metres of additional altitude. At altitudes above 1500 metres, the engine output may drop with a corresponding reduction in towing capability. Any extra weight, such as luggage or additional passengers, should be deducted from the maximum towing weight. With a trailer fully loaded, **maximum noseweight** should not exceed 75kg. Always fit Vauxhall towing attachments and accessories available from your Vauxhall Retailer. They are designed specifically for Vauxhall models and carry a 12-month guarantee.

\*Measured using the ECIE method. When a spare wheel is specified loadspace capacity is reduced due to a raised luggage compartment floor. \*\*Plug-in Hybrid and Electric. †Factory-fit. ††Retailer-fit.



# VAUXHALL CONNECT

Vauxhall Connect\* is the smart way to stay connected while on the road. Innovative technology systems and related services keep our drivers safe and provide an exciting, efficient yet safe trip.



## SAFETY

The more you know, the safer your journey – that's why our smart tech and connected services keep you constantly updated on what's going on inside and outside your vehicle.

## PEACE OF MIND

- Emergency call (SOS e-call)
- Breakdown call (b-call)




## E-REMOTE CONTROL

Want seamless charging and added levels of comfort? Use e-Remote to schedule charging times, keep an eye on your range and even pre-set your vehicle's cabin temperature before you get in.

## CONVENIENCE

- E-remote control (Electric only)\*\*
- Remote check of battery level, programming and charge management
- Pre-conditioning of vehicle temperature



## LIVE NAVIGATION PLUS†

With real-time directions and traffic information from the leading European GPS provider, TomTom®, every journey will be a breeze.

- TomTom® services
- Real time traffic update
- Parking prices and availability
- Weather forecast on your journey
- Fuel prices at petrol stations
- Search for charging stations
- Quick search for points of interest
- Road safety alerts
- Speedcam alerts



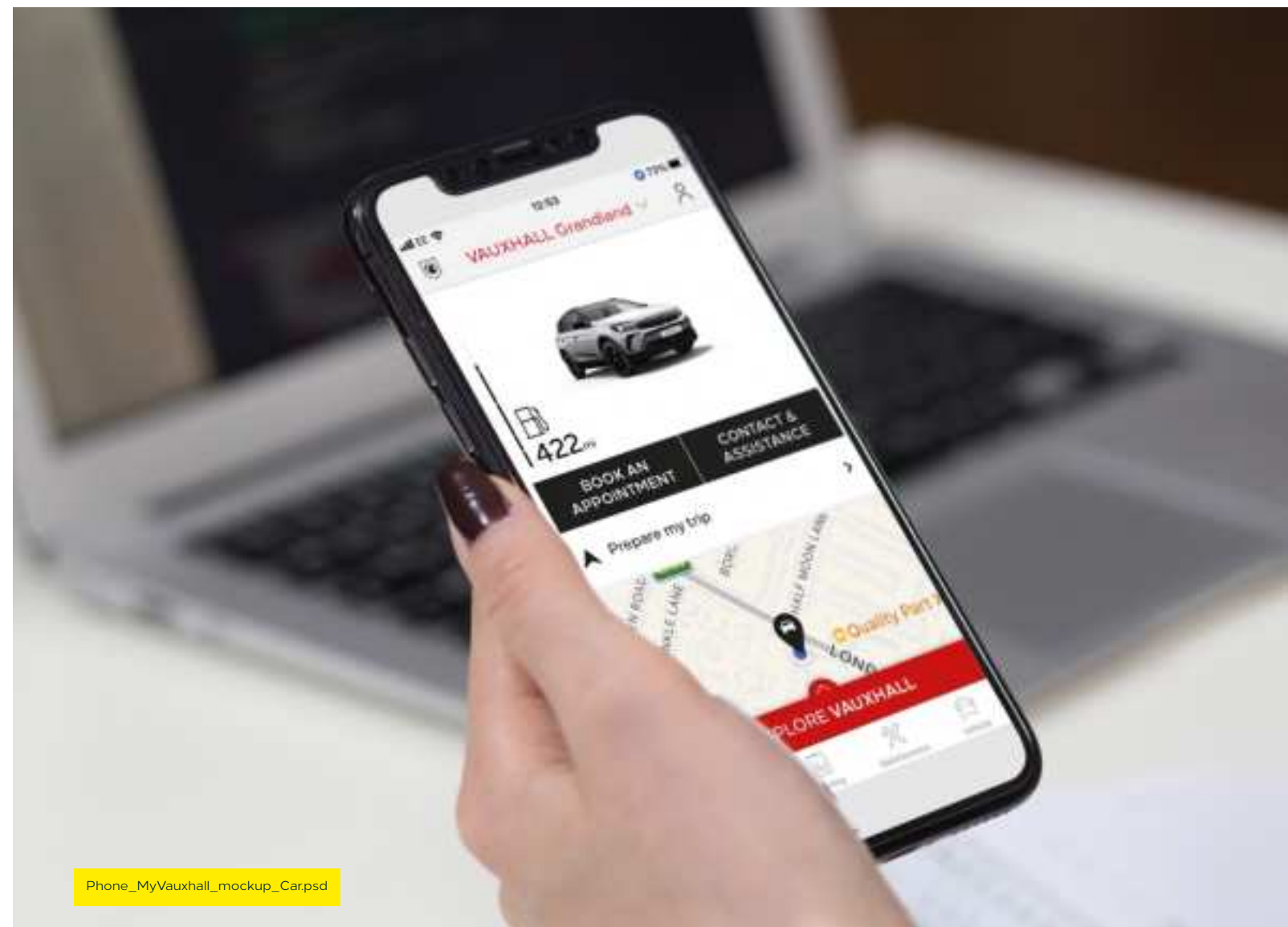
## MAINTENANCE

Connected services are here for you – even when things go wrong. Our Intelligent Telemaintenance service monitors the key functions of your vehicle – and notifies you as soon as something needs attention.

- Vehicle status and information\*\*
- Maintenance alerts, fuel level, average fuel consumption and mileage

For more information visit [connect.vauxhall.co.uk](https://connect.vauxhall.co.uk)

\*Subject to subscription – after you have taken delivery of your vehicle, please subscribe on: [connect.vauxhall.co.uk](https://connect.vauxhall.co.uk) \*\*via MyVauxhall App. †Standard on models with Satellite Navigation only. Additional terms and conditions apply to connected services, including customer acceptance of location sharing prior to activation.



## Explore MyVauxhall

Ready to make life easier? Meet MyVauxhall – your one-stop shop for everything Vauxhall.

Plan journeys from the comfort of your armchair. View your next scheduled service, book a vehicle repair, access your handbook and much more!

Also if you drive an electric vehicle, you'll love our e-Remote Control app feature. Use it to pre-condition your cabin temperature before journeys – and maximise your charge. Or pre-schedule charging times at night, and benefit from cheaper electricity.

For more information visit  
[vauxhall.co.uk/discover/myvauxhall.html](https://vauxhall.co.uk/discover/myvauxhall.html)



Download  
MyVauxhall now!





# COMPANY CAR DRIVER AND FLEET INFORMATION

## BENEFIT IN KIND COMPANY CAR TAXATION\*

The car benefit charge will be the car’s list price (including VAT, options and accessories fitted, delivery to Retailer and number plates, but excluding Vehicle Excise Duty and new vehicle first registration fee) multiplied by the percentage charge for the CO<sub>2</sub> emissions band in which the car falls (see table opposite). Multiply this figure by your personal income tax rate (20%\*\* for Basic Rate, 40%\*\* for Higher Rate) to calculate your annual benefit in kind tax liability.

## GENERIC EXAMPLE:

| Electric vehicle: 0g/km CO <sub>2</sub>  |            |
|--|------------|
| On-the-road RRP                          | £23,985.00 |
| Deduct:Vehicle Excise Duty               | -£10.00    |
| New vehicle first registration fee       | -£55.00    |
| Effective list price                     | £23,920.00 |
| Add: Optional two-coat metallic paint    | £600.00    |
| List price for tax purposes (P11D value) | £24,520.00 |
| Car benefit charge 2025-26 tax year (3%) | £735.60    |
| Benefit in kind tax liability            |            |
| Basic Rate (20%) tax payer               | £147.12    |
| Higher Rate (40%) tax payer              | £294.24*   |

\* Please note this Price Guide provides taxation information as a guide only. Vauxhall does not provide taxation guidance. Drivers should always take professional advice on their own tax position.  
\*\* Excludes residents of Scotland.

To calculate your own personal liability, click the link [Vauxhall BiK Tool](#)

| CO <sub>2</sub> (G/KM) | ELECTRIC RANGE (MILES) | % 2025-26 TAX YEAR |
|------------------------|------------------------|--------------------|
| 0                      | –                      | 3%                 |
| 1 - 50                 | 130+                   | 3%                 |
| 1 - 50                 | 70 - 129               | 6%                 |
| 1 - 50                 | 40 - 69                | 9%                 |
| 1 - 50                 | 30 - 39                | 13%                |
| 1 - 50                 | <30                    | 15%                |
| 51 - 54                | –                      | 16%                |
| 55 - 59                | –                      | 17%                |
| 60 - 64                | –                      | 18%                |
| 65 - 69                | –                      | 19%                |
| 70 - 74                | –                      | 20%                |
| 75 - 79                | –                      | 21%                |
| 80 - 84                | –                      | 22%                |
| 85 - 89                | –                      | 23%                |
| 90 - 94                | –                      | 24%                |
| 95 - 99                | –                      | 25%                |
| 100 - 104              | –                      | 26%                |
| 105 - 109              | –                      | 27%                |
| 110 - 114              | –                      | 28%                |
| 115 - 119              | –                      | 29%                |
| 120 - 124              | –                      | 30%                |
| 125 - 129              | –                      | 31%                |
| 130 - 134              | –                      | 32%                |
| 135 - 139              | –                      | 33%                |
| 140 - 144              | –                      | 34%                |
| 145 - 149              | –                      | 35%                |
| 150 - 154              | –                      | 36%                |
| 155 - 159              | –                      | 37%                |
| 160+                   | –                      | 37%                |

## VEHICLE EXCISE DUTY†

The amount of Vehicle Excise Duty (road fund licence) payable on new cars varies depending on the level of carbon dioxide (CO<sub>2</sub>) emissions produced by the vehicle. CO<sub>2</sub> emissions are measured in grams per kilometre (g/km) travelled and divided into 13 charging bands shown in the table below.

A ‘first year rate’ of Vehicle Excise Duty is payable on all new cars and in subsequent years the amount payable reverts to a different rate.

## EXPENSIVE CAR SUPPLEMENT

Vehicles registered on or after 1 April 2025 with a list price over £40,000 (including factory-fitted options) will attract the standard VED rate plus the Expensive Car Supplement for five years, starting from the second license year. This includes electric/zero emission vehicles.

| CO <sub>2</sub> (G/KM) | FIRST YEAR RATE 2025/2026 |
|------------------------|---------------------------|
| 0                      | £10                       |
| 1 to 50                | £110                      |
| 51 to 75               | £130                      |
| 76 to 90               | £270                      |
| 91 to 100              | £350                      |
| 101 to 110             | £390                      |
| 111 to 130             | £440                      |
| 131 to 150             | £540                      |
| 151 to 170             | £1,360                    |
| 171 to 190             | £2,190                    |
| 191 to 225             | £3,300                    |
| 226 to 255             | £4,680                    |
| Over 255               | £5,490                    |

## FLEET TOOLBOX

The Fleet Toolbox has a host of useful calculators, comparators, interactive listings and information.

Click the link for more information [Vauxhall Fleet Tool Box](#)

## CONTACT VAUXHALL FLEET

Please contact one of our dedicated sales teams who will be happy to help with your particular enquiry.

## FLEET DECISION MAKERS

Depending on the size of your fleet of vehicles, we have a dedicated team to handle your enquiries. The lines are open Monday to Friday excluding Bank Holidays.

**1-24 vehicles**  
Call: 0203 885 4560 (8:30am – 5:00pm)  
Email: [enquiries@stellantis-fleet.co.uk](mailto:enquiries@stellantis-fleet.co.uk)

**50+ vehicles**  
Call: 0203 885 4562 (8:30am – 5:00pm)  
Email: [enquiries@vauxhallfleet.co.uk](mailto:enquiries@vauxhallfleet.co.uk)

**Special Vehicles (Police, Fire and Ambulance)**  
Email: [psvo@stellantis.com](mailto:psvo@stellantis.com)

For more information visit [vauxhall.co.uk/fleet](https://vauxhall.co.uk/fleet)

†Correct at time of issue.



# FURTHER INFORMATION

## ON-THE-ROAD PRICES

To eliminate uncertainty about hidden costs when buying a new car, Vauxhall publishes on-the-road recommended retail prices (RRP) and these are shown in the pricing tables within this price guide. These prices include VAT, number plates and delivery to Retailer of £900.00 (including £150.00 VAT), 12 months' Government Vehicle Excise Duty and the DVLA new vehicle first registration fee of £55.00.\*

Please note: The on-the-road recommended retail price (RRP) does not include fuel supplied by the Retailer, motor insurance or any other goods or services supplied by agreement between the Retailer and the customer.

## PRICE PROTECTION

Order a new Vauxhall for build in the current model year (as confirmed by your Retailer) for delivery no more than three months in advance and the price you are quoted is the price you pay. This is irrespective of any subsequent price rises between placing your order and delivery of your new car, but you must take delivery as soon as the car is available. Please note: Vauxhall Motors Limited is not liable for price adjustments caused by Government changes in the rate of VAT (currently 20%), Vehicle Excise Duty, DVLA new vehicle first registration fee or by any other applicable legislation or regulations.

## CUSTOMER CARE COMMITMENT

For added peace of mind, Vauxhall has an innovative Customer Care Commitment that offers the following:

- Three-year vehicle warranty consisting of a one year/unlimited mileage manufacturer's warranty and a second and third year manufacturer's warranty with a 60,000 miles limitation
- Vauxhall Assistance for 12 months from first registration
- Six years' body panel anti-perforation warranty

Please note: Warranty is only available on vehicles sourced from Vauxhall Motors Limited. Terms and conditions apply – please see your Vauxhall Retailer for details.

## VAUXHALL ASSISTANCE

Vauxhall Assistance is provided automatically with every new Vauxhall for 12 months from first registration and covers everything from accident assistance, roadside recovery and 'at home' service to flat tyres. For even more peace of mind, on fully electric models, the cover is extended\*\* to 3 years. Even more reason for you to stay calm and let us take care of everything should the need arise. With Vauxhall Assistance help is literally just a free† phone call away, 24 hours a day, 365 days a year!

## LEASYS

### LEASYS UK

Leasys is the proud Business Contract Hire partner of Vauxhall and consequently, can provide quick vehicle delivery to keep your business mobile. Specialised in Medium to Long-Term Leasing options and Fleet Management solutions for businesses of all sizes, Leasys lead mobility by offering sustainable and innovative solutions designed around customers, for a best-in-class experience. Their team of experts can personally support you and provide dedicated consultation. Leasys is equally owned by Stellantis and Crédit Agricole Consumer Finance and is a member of the British Vehicle Rental and Leasing Association (BVRLA). For further information, please contact your local Vauxhall Retailer or visit [leasys.com/uk](https://leasys.com/uk)

## EXPENSIVE CAR SUPPLEMENT

New electric and zero emission vehicles registered on or after 1 April 2025 with the list price exceeding £40,000 will attract the standard rate, plus the expensive car supplement for the first 5 years from the start of the second licence.

## IN THE EVENT OF AN ACCIDENT

Vauxhall Accident Management helps keep you mobile following an accident. Benefits include vehicle recovery, Vauxhall-approved repairs and contacting your insurer. For more details, visit [vauxhall.co.uk/AccidentManagement](https://vauxhall.co.uk/AccidentManagement)

## VAUXHALL FLEXCARE – SERVICE PLANS AND EXTENDED WARRANTY

Designed for your peace of mind. A collection of extended warranty and service plans to match the way you drive.

### EXTENDED WARRANTY

An extended warranty for your Vauxhall offers you similar cover for material or manufacturing defects beyond the original warranty period on the vehicle. By choosing an official Vauxhall Extended Warranty, we guarantee that any repairs you need are carried out by Vauxhall trained technicians using genuine Vauxhall parts.

### SERVICE PLANS

There's no need to worry about budgeting for your next service. Simply take out a Vauxhall Fixed Price Service Care Plan. You can then focus on the more important things in life, knowing your servicing costs are taken care of. For more information, click on the link below or call us on 0345 600 2065. See [vauxhall.co.uk/discover/here-for-you.html](https://vauxhall.co.uk/discover/here-for-you.html)

### FLEXICARE SERVICE PLANS

There's no need to worry about budgeting for your next service. Simply take out a Vauxhall Fixed Price Service Care Plan, flexible to suit all needs. Visit [vauxhall.co.uk/owners/maintenance-and-repair/servicing/flexcare.html](https://vauxhall.co.uk/owners/maintenance-and-repair/servicing/flexcare.html)

## VAUXHALL INSURANCE WITH ADDED REASSURANCE

Join the family or find out more about Vauxhall Insurance Services by contacting our insurance team on 0330 678 1130††, or visit: [vauxhall.co.uk/offers-finance/insurance.html](https://vauxhall.co.uk/offers-finance/insurance.html)

## VAUXHALL ACCESSORIES

From the small things that make life easier to the big things that make life exciting – personalise your Vauxhall with Vauxhall Accessories. So what are you looking for? A device holder, roof box, or even splash guards? Whatever it is we've got the solution for you. With our huge accessory range, all tailor-made for your Vauxhall and come with a full year's warranty. For further details visit your local Retailer or see [vauxhall.co.uk/owners/accessories.html](https://vauxhall.co.uk/owners/accessories.html)

## PROTECTING THE ENVIRONMENT

Vauxhall's commitment to the environment is demonstrated by our products' many environmental awards. For even more information on Vauxhall's efforts to achieve an environmentally sustainable future, and how to dispose of your end-of-life vehicle, see [vauxhall.co.uk/recycling](https://vauxhall.co.uk/recycling)

## FOR MORE PRODUCT INFORMATION

For further information on the Vauxhall range or location of your nearest Vauxhall Retailer please call 0800 026 0034. Alternatively, details can be found on our website at [vauxhall.co.uk](https://vauxhall.co.uk)

\*Correct at time of issue. \*\*Terms and conditions apply. Please click [here](#) for full terms and conditions. †Mobile phone users will be charged at their standard tariff. ††Calls may be recorded. Vauxhall Insurance Services is a trading name of Europa Group Limited which is authorised and regulated by the Financial Conduct Authority. Europa Group Limited's Financial Services Register number 309794. Registered as a limited company in England and Wales No 03279177. Registered Office: Europa House, Midland Way, Thornbury, Bristol, BS35 2JX.





Vauxhall Astra

5 June 2025 | Model Year 2025B



VX\_AST\_e\_34414.tif



For more information call **0800 026 0034**

For Fleet enquiries call **0203 476 2268**

Discover the full Vauxhall range at **[vauxhall.co.uk](https://www.vauxhall.co.uk)**

Join us online



Published 5 June 2025

©2025 Vauxhall Motors Limited  
Vauxhall Motors Limited, Coventry CV3 1ND

The invoice price, including delivery to Retailer, factory-fitted options, accessories fitted by the Retailer and number plates, is subject to VAT. Some feature descriptions in this guide may refer to, and some illustrations may show, optional equipment not included in the standard delivery. The information contained in this guide was accurate at the time of publication. We reserve the right to make changes in design and equipment. Please note that Vauxhall Retailers are not the agents of Vauxhall Motors Limited and are not authorised to bind Vauxhall Motors Limited by any specific or implied undertaking or representation. It is advisable to ensure that your motor insurance policy provides adequate cover for additional fitted options and accessories. The colours in this guide are only approximate actual colours. Illustrated optional equipment is available at extra charge. Availability, technical features and equipment provided on our vehicles can vary by model. For precise information on the equipment provided on our vehicles, please contact your local Vauxhall Retailer.



[VIEW OFFERS](#) [BUILD & PRICE](#) [FIND A RETAILER](#) [BOOK A TEST DRIVE](#)